

WYOMING *Aeronautics Commission*

DEPARTMENT OF TRANSPORTATION

Business Meeting Packet



In-Person Business Meeting

| Held Thursday, September 7, 2023 at 9:30 A.M. |



WYOMING *Aeronautics Commission*

DEPARTMENT OF TRANSPORTATION

5300 Bishop Boulevard
Cheyenne, Wyoming 82009-3340

Bruce McCormack, Chairman
(307) 777-4015



TENTATIVE ITINERARY

Tentative Schedule of Events – Tuesday, September 5, 2023		
Event Timeline	Event Description	Event Location
<i>Attire: Business Casual</i>		
Various – 4:00 P.M.	Fly to Jackson	Various Airports
4:00 P.M. – 4:45 P.M.	Drive to Bridger Gondola	Jackson Hole Aerial Tram & Gondola 3275 West Village Dr. Teton Village, WY 83025
5:00 P.M. – 8:30 P.M.	Banquet	Jackson Hole Mountain Resort
8:30 P.M.	Drive to Hotel & Check-In	Snow King Resort 402 E. Snow King Ave. Jackson, WY 83001
Tentative Schedule of Events – Wednesday, September 6, 2023		
Event Timeline	Event Description	Event Location
<i>Attire: Business Casual (Unless Otherwise Noted)</i>		
6:45 A.M. – 7:45 A.M.	Breakfast at Hotel	Hayden’s Post Kitchen & Bar
8:00 A.M. – 12:00 P.M.	Air Transportation Liaison Committee Meeting <i>(Attire = Business Formal)</i>	Grand Room, Snow King Resort, Main Building
12:30 A.M. – 1:00 P.M.	Drive to Wilson	Teton Pines Resort & Country Club 3450 Clubhouse Dr. Wilson, WY 83014
1:00 P.M. – 2:15 P.M.	Lunch	
2:30 P.M. – 3:30 P.M.	Tour of WYO 22 Snake River Bridge Project	Wilson, WY
3:30 P.M. – 5:00 P.M.	Drive to Hotel & Time on Own to Explore Jackson	
5:30 P.M. – 6:00 P.M.	Drive to Event	Cloudveil 112 Center St. Jackson, WY 83001
6:00 P.M. – 8:00 P.M.	Dinner & Keynote Address from Governor Gordon	

Tentative Schedule of Events – Thursday, September 7, 2023

Event Timeline	Event Description	Event Location
<i>Attire: Business Casual</i>		
7:30 A.M. – 8:30 A.M.	Breakfast at Hotel	Hayden’s Post Kitchen & Bar
8:45 A.M. -9:00 A.M.	Check out of Hotel & Drive to Airport	Jackson Hole Airport 1250 E. Airport Road Jackson, WY 83001
9:30 A.M. – 11:30 A.M.	Aeronautics Commission Business Meeting	
11:30 A.M. – 12:00 P.M.	Tour of Airport	
12:00 P.M.-1:30 P.M.	Lunch	
2:00 P.M. – Various	Fly home	



Mark Gordon
Governor

WYOMING *Aeronautics Commission*

DEPARTMENT OF TRANSPORTATION

5300 Bishop Boulevard
Cheyenne, Wyoming 82009-3340

Bruce McCormack, Chairman
(307) 777-4015



Darin J. Westby, P.E.
Director

BUSINESS MEETING AGENDA

Thursday, September 7, 2023 at 9:30 A.M.

I. CALL TO ORDER

II. PLEDGE OF ALLEGIANCE (*Index Tab 1*)

III. ROLL CALL

IV. ADJUSTMENTS TO AGENDA

V. MINUTES

- A. Consideration of Draft Minutes dated August 15, 2023 (*Index Tab 2*) – Vote

VI. UPDATE/DISCUSSION

- A. Chairman’s Update – Chairman McCormack

- B. Director’s Update – Director Westby

- C. Administrator’s Update – Administrator Olsen

- D. Air Service Development Program Update – Ms. Johnson

1. General Matters (*Index Tab 3*)

2. Standard Reports

Data was unavailable before the meeting. Reports will be provided at a later date.

- E. Engineering & Construction Program Update – Mr. Hearn

1. General Matters

2. Standard Reports

- a) Change Orders Report (*Index Tab 4*)

- b) Statewide Line Items Report (*Index Tab 5*)

- c) Bid Summary Report (*Index Tab 6*)

- F. Planning Program Update – Mr. Schutzman

1. General Matters

The order of agenda is subject to change. The State of Wyoming supports the Americans with Disabilities Act. Anyone needing aid should contact the Aeronautics Commission at 307-777-4015. Every effort will be made for reasonable accommodations.

2. Standard Monthly Reports
 - a) Administrative Approvals Report (*Index Tab 7*)
 - b) Recovered State Funds Report (*Index Tab 8*)

G. UAS Program Update – Ms. Taylor

1. General Matters

VII. REGULAR BUSINESS

- A. Consideration of the FY 2023 WACIP Budget Modifications (*Index Tab 9*) – Mr. Schutzman – Vote
- B. Consideration of the FY 2024 WACIP Budget Modifications (*Index Tab 10*) – Mr. Schutzman – Vote

VIII. NEW BUSINESS

No new business.

IX. EXECUTIVE SESSION

X. ANNOUNCEMENTS

- A. Next meeting will be held September 29, 2023, in Gillette.

XI. ADJOURNMENT

- A. Consideration of Adjournment – Vote





WYOMING Aeronautics Commission

DEPARTMENT OF TRANSPORTATION



5300 Bishop Boulevard
Cheyenne, Wyoming 82009-3340

Bruce McCormack, Chairman
(307) 777-4015

Darin J. Westby, P.E.
Director

DRAFT MEETING MINUTES

I. CALL TO ORDER

A meeting of the Wyoming Department of Transportation (WYDOT) Aeronautics Commission was held on Tuesday, August 15, 2023, via videoconference. Chairman Bruce McCormack presided, calling the meeting to order at 1:30 p.m.

II. PLEDGE OF ALLEGIANCE

Chairman McCormack led the attendees in the Pledge of Allegiance.

III. ROLL CALL

The following commission members were present, constituting a quorum.

Bruce McCormack, Chairman, District 4

Bill DeVore, Commissioner, District 3

Jerry Blann, Vice Chairman, District 2

Randy Harrop, Commissioner, District At-large

Dean McClain, Commissioner, District 1

Darin Westby, WYDOT Director, Ex-Officio

Commissioners Sigsbee Duck and Steve Maier were absent.

The following WYDOT staff and guests were present and participated in the business meeting.

Brian Olsen, Aeronautics Administrator

Sheri Taylor, Unmanned Aircraft Systems (UAS) Manager

Mariah Johnson, Air Service Development Manager

Phillip Hearn, Engineering & Construction Manager

MacKenzie Sewell, Assistant Attorney General

A.J. Schutzman, Planning & Programming Manager

Kimberly Chapman, Commission Secretary

Susan Elliott assisted with virtual meeting management.

IV. AGENDA ADJUSTMENTS

There were no adjustments to the agenda.

V. APPROVAL OF MINUTES

It was moved by Vice Chairman Blann, seconded by Commissioner DeVore, and unanimously carried to approve minutes from the July 18, 2023, business meeting and the July 18-19, 2023, education session.

VI. UPDATES/DISCUSSIONS

A. CHAIRMAN'S UPDATE

Chairman McCormack presented the Chairman's Update.

Chairman McCormack addressed the recent WYDOT personnel changes. Governor Gordon appointed Darin Westby to be WYDOT's permanent director on August 11th. He congratulated the new director and welcomed him to his permanent role on behalf of the commission.

The chairman also congratulated A.J. Schutzman on his promotion to Aviation Planning Manager.

B. DIRECTOR'S UPDATE

Director Westby presented the Director's Update.

Director Westby thanked the commission for their support during his service as the interim director. As Director Westby takes on the permanent director role, he shared that his initial priorities are on recruitment, retention, and revenue. Federal revenues have increased but state revenue has remained relatively flat, which makes it harder to provide the necessary match for federal grants. The director is focusing on strategic messaging with legislators and other elected officials on WYDOT's funding needs.

WYDOT Budget

Director Westby reported that WYDOT is in the final phases of developing the fiscal year (FY) 2024 operating budget. The Chief Financial Officer Dennis Byrne and the Budget Program are also working on the FY 2025 biennium budget. The director reported that the team has created a balanced budget that will be ready for Transportation Commission consideration and approval on schedule.

Construction Update

Director Westby reported that there are numerous construction projects currently active statewide, and the projects are going well. Some construction zones on the interstates will impact the travelling public, but it is an unavoidable function of road maintenance and repair.

Recruitment

As mentioned earlier in the meeting, recruitment is a top priority for Director Westby. The director, along with the executive team, are looking at different ways to fill vacant positions for maintainers and snowplow drivers ahead of winter. The team is considering how best to market these positions to ensure adequate staffing and avoid burnout of existing personnel.

Joint Transportation, Highways, and Military Affairs Committee (JTC) Meeting

Director Westby reported that WYDOT leadership is preparing for the JTC meeting on August 31st and September 1st. The team is assembling supporting materials for the five draft interim bills that will be discussed at the meeting.

Director Westby informed the commission of two draft bills that will be of particular interest to the commission. The first bill would require the Governor to conduct an efficiency study of WYDOT. If the legislation does move forward, Director Westby is confident an audit will show that WYDOT operations are already efficient.

A second bill—regarding alternative fuel taxation—mentions aircraft and might be of interest to the commission. Director Westby is unsure how the bill will progress, but wanted to bring it to the commission’s attention.

In response to questions from Commissioner Blann, Director Westby said the vacancy rate for WYDOT is about 15 percent. The team is working to calculate the turnover rate. The cost and impact of high vacancy and turnover rates to the department are significant. If WYDOT does undergo an efficiency study, the director hopes that it will examine management’s efficiency in retaining employees. Improving recruitment efforts will be for naught if good employees are not retained.

Filling vacancies remains one of Director Westby’s top priorities, as he is committed to employees’ quality of life. He feels that operating at our current vacancy rate is unsustainable in the long term as it could lead to burnout and more vacancies.

Following a question from Commissioner DeVore, the director explained that most of the vacancies are from three main categories or programs: Wyoming Highway Patrol (WHP) troopers, road maintainers, and engineers. For some of the positions, like pilots and mechanics, WYDOT is struggling to compete with industry compensation rates. The director is actively working with the Governor’s office and the Wyoming Department of Administration and Information (A&I) to seek possible solutions.

C. ADMINISTRATOR’S UPDATE

Administrator Olsen presented the Administrator’s Update.

Federal Updates

Federal Aviation Administration (FAA) Reauthorization

Administrator Olsen reported that the U.S. House’s version of the reauthorization bill was passed on July 20, 2023. A few contentious amendments were addressed before the bill’s passage. The House voted down amendments to abolish the Essential Air Service (EAS) Program, to add additional exempted flights to Reagan National Airport, and to allow flight simulator training hours to replace some of the required 1,500 pilot training hours.

The U.S. Senate’s version of the bill has not made it out of committee because of contention over proposed changes to the 1,500 hour pilot training rule. Mr. Olsen does not expect any movement on the bill until the disagreement is resolved. Furthermore, Congress is in summer recess, so no action will take place until session resumes.

FY 2024 Appropriations

The House and Senate transportation appropriations subcommittees have passed respective appropriations bills for FY 2024. While there are no significant differences in the two versions, the House and Senate’s differing attitudes on spending will complicate the legislative process.

Mr. Olsen reported that Congress' September schedule will be very busy with 12 appropriations bills, FAA reauthorization, and the Farm Bill all to be considered. He finds it likely that several continuing resolutions will be necessary.

Per- and Polyfluoroalkyl Substances (PFAS)

On August 4, 2023, the FAA released draft guidance to provide standards on fluorine-free foam (F3). The standards will allow Part 139 commercial service airports to use the new F3 agents, as they are made commercially available. Mr. Olsen reported that the industry is waiting for federal approval of a specific product, which he hopes will happen by the end of September.

Once a product is approved, Mr. Olsen anticipates that individual airports will develop plans to transition to the new foam. It is not currently required by the FAA, but Mr. Olsen thinks that the liability of using foams containing PFAS will motivate most airports to switch.

Division and Department Update

Administrator Olsen reported that Mr. Schutzman was selected as the new Aviation Planning Manager. Mr. Schutzman was previously a senior planner in the program and was therefore able to spend time working through the transition with Cheryl Bean before her retirement. Mr. Olsen is confident Mr. Schutzman will bring great energy and new ideas to the position.

Pilot recruitment efforts are ongoing. Administrator Olsen is working with the Human Resources Division (HRD) to reconsider the job classification and compensation for state pilots. Industry wage adjustments make it harder to recruit and retain pilots. Special attention was given to the marketing of these positions—emphasis was placed on the quality of life afforded to state pilots.

Administrator Olsen informed the commission that the Wyoming Transportation Department Employee Association (WTDEA) is hosting an employee appreciation barbecue tomorrow at headquarters in Cheyenne. Commissioners are invited to attend.

D. AIR SERVICE DEVELOPMENT PROGRAM UPDATE

Ms. Johnson presented the Air Service Development Program Update.

General Matters

July Traffic

Ms. Johnson reported that July load factors dropped slightly from June totals at most Wyoming airports, but Laramie and Rock Springs had higher load factors in July than June. The two airports had load factors of 55 and 72 percent respectively. While most airports were down from June, Gillette and Sheridan still had load factors over 80 percent.

Future Bookings

Ms. Johnson reported that month-to-date load factors for August are slightly lower than July, but bookings are strong for the remainder of the month. September bookings are good, considering the time of the year, but Ms. Johnson is estimating a seasonal slowdown.

Bookings are steadily increasing at the Cheyenne airport, where service will resume in less than a month. Currently, Cheyenne is just slightly below the booking levels of the other Wyoming airports.

General Industry News and Updates

Ms. Johnson reported that the U.S. domestic seat capacity is roughly three percent greater than the pre-pandemic, 2019 levels. This increase has been driven mostly by the ultra-low cost carriers like Allegiant, Frontier, and Southwest Airlines. The traditional network airlines—such as American, United, and Delta—are still well below 2019 levels.

Travel demand to Europe has rebounded so dramatically this summer that airlines have increased transatlantic capacity 13 percent over last summer. The intense demand has driven airfares up by as much as seven percent, despite the capacity increase.

Partly because of the demand for European travel, U.S. domestic airfares have softened by an estimated 11 percent this summer. This is a much needed respite from the continuing increases in domestic airfares for the last several quarters. Another contributing factor is the decrease in aircraft fuel prices, which are down about 30 percent from last summer. Decreased fuel prices will more than likely be offset by increasing labor costs from the renegotiated pilot contracts.

Ms. Johnson reported that U.S. airline earnings for the second quarter of the fiscal year were strong. The airlines averaged a 13 percent operating margin and reported \$7 billion in operating profits for the quarter. The net profits for the last 12 months total nearly \$9 billion. While this total is lower than the \$14 billion reported in 2019, it still represents a healthy recovery for the industry.

Standard Reports

Air Service Enhancement Program (ASEP) Budget Forecast Report

Ms. Johnson reported no changes to the ASEP Budget Forecast Report.

Capacity Purchase Agreement (CPA) Budget Forecast Report

Ms. Johnson reported that the CPA Budget Forecast Report has been updated to include the July numbers from each airport. In the first month of the new contract term, two CPA airports reported operating profits.

Percent of Grant Projects by City Report

Ms. Johnson reported no changes to the Percent of Grant Projects by City Report.

Monthly Load Factors Report

Ms. Johnson reported that the Monthly Load Factors Report has been updated to include July load factors, as well as available load factors for Cody and Jackson to Atlanta and Dallas-Fort Worth.

Following a comment from Chairman McCormack on Laramie's totals, Ms. Johnson shared that load factors are impacted by flight schedules. Several Wyoming airports have struggled with this issue. It is further complicated by the fact that some months an airport will be given a schedule

with favorable flight times, but other months will have less desirable times. Ms. Johnson is actively working this issue with the airports to achieve a better balance or some sort of resolution. In response to a question from Commissioner DeVore, Ms. Johnson stated that she and Administrator Olsen meet with SkyWest bi-weekly to discuss service issue. She feels that the airline is responsive to scheduling issues and works with the division and the airports to adjust flight times and days where possible.

Administrator Olsen shared that another factor affecting flight schedules is gate availability at Denver International Airport. United has a certain amount of gates available for flights and only a subset of those are allotted to SkyWest for all of their regional flights.

E. ENGINEERING AND CONSTRUCTION PROGRAM UPDATE

Mr. Hearn presented the Engineering and Construction Program Update.

General Matters

Mountain Automated Weather Observation Systems (AWOS) Update

Mr. Hearn reminded the commission that a few years ago the division decommissioned two of the mountain AWOS sites—Lava Mountain and Powder River—because they were either non-functional or contained obsolete components. To date, the division has salvaged all of the usable materials possible and will continue to work to completely remove all of the equipment from those sites.

General Construction Update

Mr. Hearn reported that air service will soon resume at the Cheyenne Regional Airport. All of the concrete has been laid and all of the defective panels have been replaced. One more panel may be replaced depending on the outcome of tests to be conducted on it. The remaining work on the project includes runway lights (half are installed), shoulder grading, striping, and grooving. The projected open date for the runway is September 9th, which is six days ahead of the contracted completion date.

The annual pavement condition index inspections, conducted by Applied Pavement Technology, are complete. The division should receive the preliminary results in late fall or early winter, in time to be incorporated into the scoring process for the Wyoming Aviation Capital Improvement Plan (WACIP) update.

The seal coat and mark project is ongoing, but should be complete by October 3rd.

Standard Reports

Change Orders Report

Mr. Hearn reported no new change orders.

Statewide Line Items Report

Mr. Hearn reported two new line items.

Bid Summary Report

Mr. Hearn reported two new bid results.

Following a question from Commissioner DeVore, Mr. Hearn clarified that the Laramie project is a fire-fighting truck. In response to a question from Commissioner McClain on what happens to old equipment once it is replaced, Mr. Hearn explained that depending on the state of the equipment in question, it can either be sold to another entity or to a smaller airport. Any proceeds from the sale must be used on other airport projects.

F. PLANNING AND PROGRAMMING PROGRAM REPORT

Mr. Schutzman presented the Planning and Programming Program Update.

General Matters

WACIP Annual Update

Mr. Schutzman reported that the BlackCat Aviation Data Management System was opened to receive new project applications on July 17th and will remain open for submissions until September 1st. The one-on-one, CIP review meetings between airport sponsors and the division and FAA are ongoing. To date, the division has held meetings with 21 of the 40 airports, with another 14 scheduled to occur before September.

Staffing

Mr. Schutzman's promotion to the aviation planning manager has left a vacancy for a senior planner. He will work with Administrator Olsen and the HRD to get the position filled as quickly as possible.

Standard Reports

Administrative Approvals Report

Mr. Schutzman reported no administrative approvals for this period.

Recovered State Funds Report

Mr. Schutzman reported that there were no recovered state funds this period. The total recovered state funds for the year remains at \$216,197.

G. UNMANNED AIRCRAFT SYSTEMS PROGRAM UPDATE

Ms. Taylor presented the Unmanned Aircraft Systems (UAS) Program Update.

General Matters

Tactical Beyond Visual Line of Sight (TBVLOS) Update

Ms. Taylor reported that WYDOT's TBVLOS waiver was recently approved and signed by the FAA. This waiver will mostly be used by WHP during emergency response efforts. As reported last month, the certificate of authorization was also signed by the FAA, so Ms. Taylor will soon be able to close out this project.

Chairman McCormack shared his appreciation for the drone demonstration during the July education session and expressed concern about the lack of readiness by some WYDOT programs to incorporate drones into operations. He offered the commission's assistance in advocating for broader adoption and application of drones.

VII. REGULAR BUSINESS

A. FY 2023 WACIP BUDGET MODIFICATIONS

Mr. Schutzman reported 16 modifications for an increase in state funds towards projects of \$251,983 and in federal funds of \$6,721,205. The remaining state reserve is \$946,550, which is a little high for this time in the fiscal year. However, Mr. Schutzman is comfortable with the balance as it will allow the team to make necessary adjustments at the end of the fiscal year. The remainder will be rolled over into the FY 2024 budget to meet the reserve goal.

Action: It was recommended by Mr. Schutzman, moved by Commissioner Harrop, seconded by Vice Chairman Blann, and unanimously carried to approve the FY 2023 WACIP budget modifications as presented.

B. FY 2024 WACIP BUDGET MODIFICATIONS

Mr. Schutzman reported five modifications for an increase in state funds towards projects of \$46,274 and in federal funds of \$694,107. The remaining state reserve is \$351,428, which is well below the reserve goal of \$1,114,000. The funds that will be rolled over from the FY 2023 reserve is sufficient to cover the deficit.

Action: It was recommended by Mr. Schutzman, moved by Commissioner DeVore, seconded by Vice Chairman Blann, and unanimously carried to approve the FY 2024 WACIP budget modifications as presented.

VIII. EXECUTIVE SESSION

There was no need for an executive session.

IX. ANNOUNCEMENTS/REMINDERS

Commission Activities

Ms. Chapman announced that the commission's next business meeting will take place Thursday, September 7th at the Teton County Library in Jackson. The commission will be attend Jackson Hole Air Improvement Resources' Airline Rendezvous on the two preceding days. Welcome events will occur on September 5th, and the Air Transportation Liaison Committee meeting will be September 6th.

The commission will also attend the Wyoming Airports Coalition's annual conference in Gillette on September 27-29, 2023.

Ms. Chapman reported that she and Mr. Olsen are developing the 2024 commission meeting schedule, which will be presented to the commission at an upcoming meeting. Commissioners are invited to share input on meeting dates and times with Ms. Chapman and Mr. Olsen.

Ms. Chapman reported on several activities happening at Wyoming airports this summer including the Powell Wings and Wheels event on August 18th and 19th; Green River Spaceport Days on August 25th and 26th; and fly-ins at Evanston and Wheatland on August 26th, Riverton on September 9th, Kemmerer and Hot Springs County on September 16th, and Worland on September 30th. The Cheyenne Regional Airport will host the 5k Runway Run on August 26th.

Chairman McCormack shared that the Cody/Yellowstone Regional Airport also plans to host a 5k on their runway in the near future.

Commissioner Comments

Vice Chairman Blann shared that he is working with Ms. Chapman to organize extra activities for the commission during the trip to Jackson for Airline Rendezvous. He has made arrangements for lunch on Wednesday following the Air Transportation Liaison Committee meeting, and he is working with WYDOT Resident Engineer Bob Hammond to arrange a tour of the Wyoming Highway 22 Snake River bridge project. He and Ms. Chapman are also working with the Jackson Hole Airport to coordinate a lunch and tour immediately following the commission meeting on Thursday.

X. ADJOURNMENT

It was moved by Commissioner McClain to adjourn and passed unanimously. Chairman McCormack adjourned the meeting at 2:37 p.m. on August 15, 2023.

Wyoming True Market Leakage Studies

Calendar Year 2022



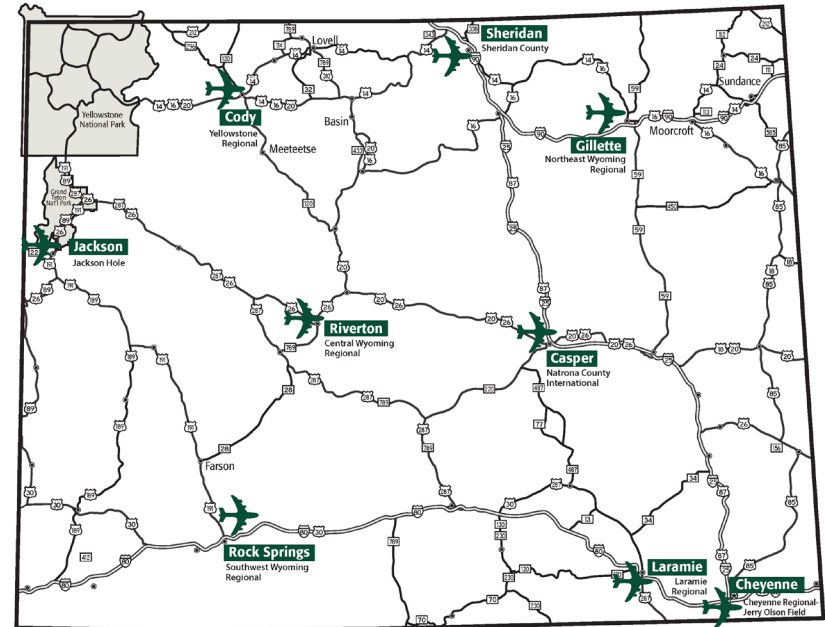
September 7, 2023

True Market Leakage Studies

Overview



- True Market studies provide a perspective on true air travel demand for an airport's catchment area.
- These studies are critical to gauge demand for the airlines as they analyze service and capacity levels for these markets.
- Understanding how much of your catchment area is driving to other airports helps airlines understand the true potential of a market and drives the ability to assess future air service needs.



True Market Leakage Studies



What is Your “True Market”

- Virtually all airports experience leakage (i.e. drive diversion)
- Leakage to surrounding airports occurs for many different reasons
 - Schedule (frequency, nonstop destinations)
 - Pricing
- The True Market Study (i.e. leakage study) is designed to estimate an airport’s total market including diverting traffic from their catchment area
- This serves as a basis for identifying new market opportunities and creating route forecasts
- **Airlines do not typically analyze markets at this level!**

True Market Leakage Studies

Methodology



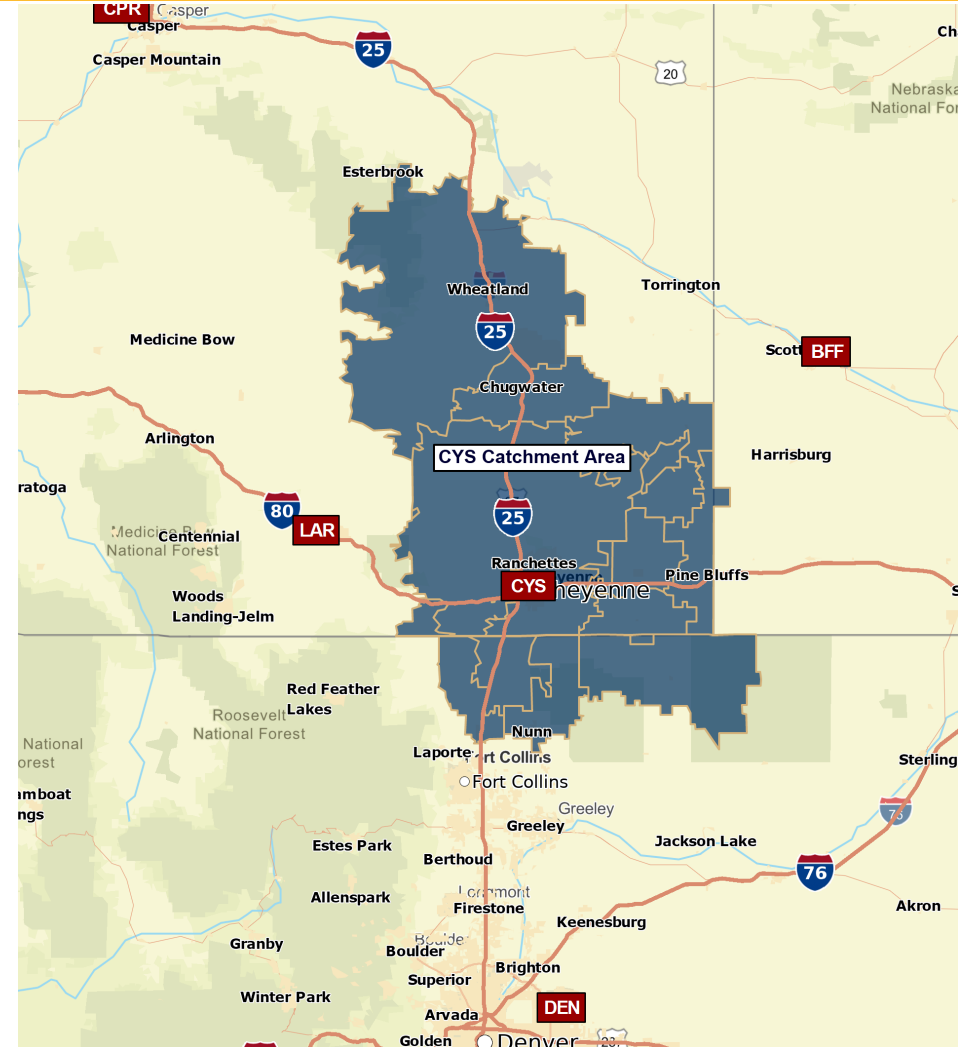
- True Market Analysis Sources
 - Airline Reporting Corporation (ARC) ticketed data
 - Represents bookings from an airport's catchment area (defined by zip code)
 - Used to determine diversion to alternative airports
 - Represents a sample to measure the air travel habits of catchment area air travelers.
- ARC data is combined with U.S. DOT Origin & Destination Survey data of airline reported passengers to determine true market size.

Cheyenne

Primary Catchment Area



- Population of travelers who should use CYS based on drive time
- Catchment population estimated at 122,425
- True market based on these 18 zip codes
- DOT reported passengers of just over 38,400, but total with leakage was over 342,000

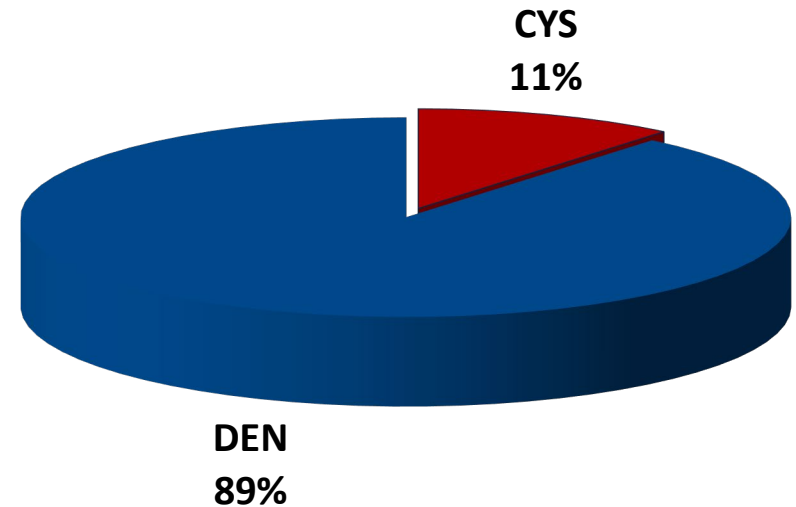


Cheyenne

Airport Retention/Diversion Estimates



Originating Airport	Pax	PDEW	Retention %
Domestic			
DEN	299,136	409.8	89
CYS	37,769	51.7	11
Subtotal	336,905	461.5	100
International			
DEN	4,671	6.4	87
CYS	672	0.9	13
Subtotal	5,343	7.3	100
Total			
DEN	303,807	416.2	89
CYS	38,440	52.7	11
Total	342,247	468.8	100



89% or 416.2 catchment area PDEW use alternate airports.

Cheyenne

Top Domestic Markets

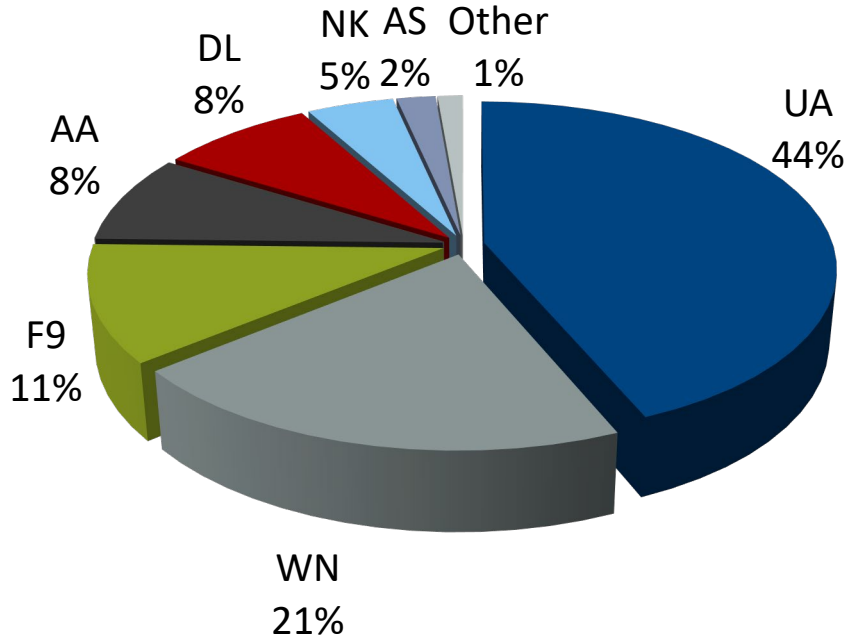


- Top 5 catchment area markets included Phoenix (PHX), Orlando (MCO), Seattle, Las Vegas and Houston (IAH).
- Phoenix (PHX) was the top market with 18,206 annual passengers or 24.9 PDEW.

Rank	Destination	Origin Airport %		Total Pax	PDEW
		DEN	CYS		
1	Phoenix, AZ (PHX)	88	12	18,206	24.9
2	Orlando, FL (MCO)	94	6	13,684	18.7
3	Seattle, WA	91	9	13,672	18.7
4	Las Vegas, NV	88	12	13,057	17.9
5	Houston, TX (IAH)	89	11	9,497	13.0
6	Dallas, TX (DFW)	83	17	9,301	12.7
7	Washington, DC (DCA)	94	6	7,686	10.5
8	Minneapolis, MN	92	8	7,068	9.7
9	Austin, TX	88	12	6,693	9.2
10	Chicago, IL (ORD)	84	16	6,678	9.1
11	Tampa, FL	92	8	6,664	9.1
12	Portland, OR	91	9	6,616	9.1
13	Washington, DC (IAD)	92	8	6,578	9.0
14	Kansas City, MO	92	8	6,243	8.6
15	Los Angeles, CA	84	16	5,907	8.1
16	San Diego, CA	84	16	5,814	8.0
17	Nashville, TN	92	8	5,009	6.9
18	Dallas, TX (DAL)	100	0	4,981	6.8
19	Sacramento, CA	85	15	4,895	6.7
20	Orange County, CA	90	10	4,832	6.6
Total Domestic		89	11	336,905	461.5

Airline Share of Diverting Passengers

Carrier share of diverting catchment area O&D total pax



United Airlines, Southwest Airlines and Frontier Airlines captured the highest shares of diverting passengers.

Primary Catchment Area

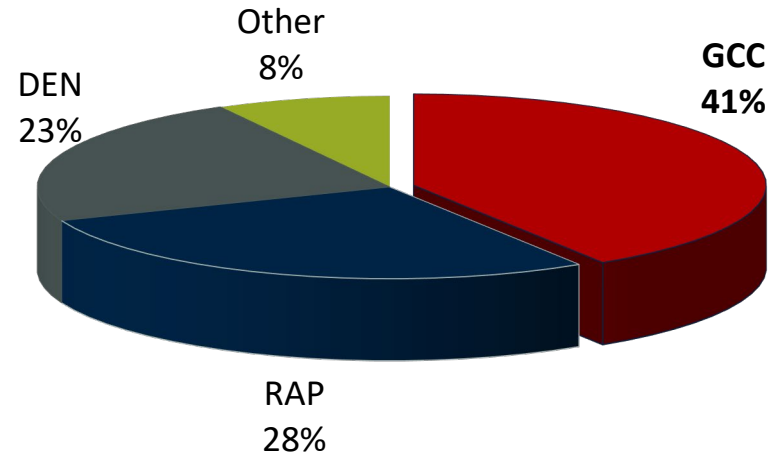


- Population of travelers who should use GCC based on drive time
- Catchment population estimated at 53,310
- True market based on these 16 zip codes
- DOT reported passengers of just over 46,000, but total with leakage was over 116,000



Airport Retention/Diversion Estimates

Originating Airport	Pax	PDEW	Retention %
Domestic			
GCC	44,034	60.3	43
RAP	29,123	39.9	28
DEN	20,457	28.0	20
Other	8,696	11.9	9
Subtotal	102,309	140.1	100
International			
DEN	5,132	7.0	50
RAP	2,779	3.8	27
GCC	2,182	3.0	21
Other	144	0.2	2
Subtotal	10,237	14.0	100
Total			
GCC	46,215	63.3	41
RAP	31,902	43.7	28
DEN	25,589	35.1	23
Other	8,839	12.1	8
Total	112,546	154.2	100



59% or 90.9 catchment area PDEW use alternate airports.

Top Domestic Markets

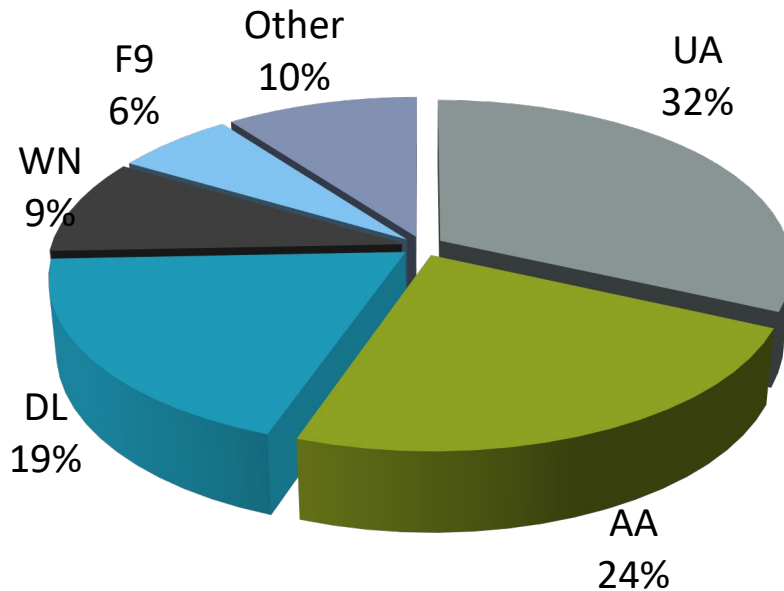


- Top 5 catchment area markets included Phoenix (PHX), Dallas (DFW), Orlando (MCO), Las Vegas and Salt Lake City.
- Phoenix (PHX) was the top market with 6,782 annual passengers or 9.3 PDEW.

Rank	Destination	Origin Airport %				Total Pax	PDEW
		GCC	RAP	DEN	Other		
1	Phoenix, AZ (PHX)	46	21	20	13	6,782	9.3
2	Dallas, TX (DFW)	32	56	11	2	6,503	8.9
3	Orlando, FL (MCO)	35	24	40	1	5,121	7.0
4	Las Vegas, NV	49	25	13	14	4,552	6.2
5	Salt Lake City, UT	15	28	0	57	4,165	5.7
6	Houston, TX (IAH)	65	25	8	2	3,640	5.0
7	Denver, CO	87	12	0	1	3,286	4.5
8	Seattle, WA	37	5	18	40	2,882	3.9
9	Minneapolis, MN	13	77	10	0	2,635	3.6
10	Detroit, MI	26	20	54	0	1,855	2.5
11	Sacramento, CA	71	9	20	0	1,854	2.5
12	Atlanta, GA	40	28	26	6	1,721	2.4
13	Tucson, AZ	36	24	33	7	1,637	2.2
14	Chicago, IL (ORD)	47	51	3	0	1,630	2.2
15	Nashville, TN	47	30	23	0	1,476	2.0
16	Orange County, CA	43	4	53	0	1,397	1.9
17	San Diego, CA	70	18	7	4	1,343	1.8
18	Midland/Odessa, TX	42	28	22	8	1,317	1.8
19	Miami, FL	22	34	44	0	1,271	1.7
20	Boise, ID	40	26	27	7	1,252	1.7
Total Domestic		43	28	20	9	102,309	140.1

Airline Share of Diverting Passengers

Carrier share of diverting catchment area O&D total pax



United Airlines, American Airlines, and Delta Air Lines captured the highest shares of diverting passengers.

Riverton

Primary Catchment Area

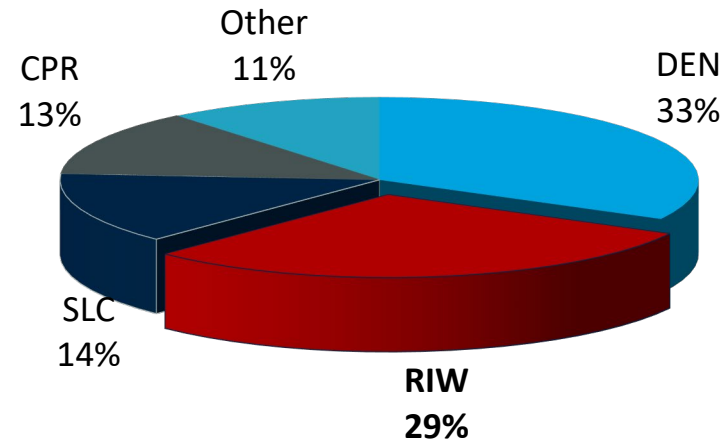


- Population of travelers who should use RIW based on drive time
- Catchment population of nearly 43,470
- True market based on these 12 zip codes
- DOT reported passengers of just over 26,000, but total with leakage was over 88,000



Airport Retention/Diversion Estimates

Originating Airport	Pax	PDEW	Retention %
Domestic			
DEN	25,681	35.2	31
RIW	24,879	34.1	30
SLC	11,777	16.1	14
CPR	10,500	14.4	13
Other	9,396	12.9	12
Subtotal	82,233	112.6	100
International			
DEN	3,389	4.6	53
RIW	1,232	1.7	20
CPR	905	1.2	14
SLC	505	0.7	8
Other	312	0.4	5
Subtotal	6,343	8.7	100
Total			
DEN	29,070	39.8	33
RIW	26,112	35.8	29
SLC	12,281	16.8	14
CPR	11,405	15.6	13
Other	9,708	13.3	11
Total	88,576	121.3	100



**71% or 85.6 catchment area
PDEW use alternate airports.**

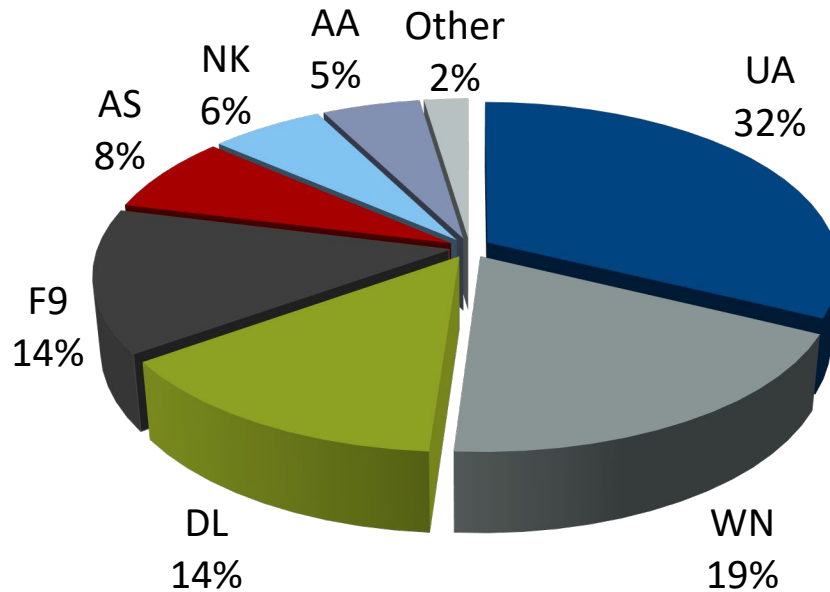
Top Domestic Markets

- Top 5 catchment area markets included Seattle, Orlando (MCO), Phoenix (PHX), Denver and Las Vegas.
- Seattle was the top market with 3,468 annual passengers or 4.8 PDEW.

Rank	Destination	Origin Airport %					Total Pax	PDEW
		DEN	RIW	SLC	CPR	Other		
1	Phoenix, AZ (PHX)	28	32	22	12	6	3,668	5.0
2	Seattle, WA	14	23	22	6	35	3,468	4.8
3	Orlando, FL (MCO)	42	22	13	17	6	3,185	4.4
4	Denver, CO	0	73	0	22	5	3,055	4.2
5	Las Vegas, NV	14	33	40	13	0	2,710	3.7
6	Sacramento, CA	40	25	15	10	10	2,709	3.7
7	Minneapolis, MN	34	24	4	31	7	2,639	3.6
8	Anchorage, AK	0	5	15	19	61	2,311	3.2
9	Dallas, TX (DFW)	42	28	0	25	6	2,199	3.0
10	New York, NY (LGA)	28	30	17	13	12	1,955	2.7
11	Boston, MA	26	33	14	14	13	1,864	2.6
12	Los Angeles, CA	16	30	54	0	0	1,802	2.5
13	Tampa, FL	72	12	4	12	0	1,767	2.4
14	San Francisco, CA	30	32	13	13	12	1,756	2.4
15	San Antonio, TX	65	26	6	3	0	1,665	2.3
16	Austin, TX	41	25	14	10	10	1,407	1.9
17	Oklahoma City, OK	45	24	12	10	9	1,374	1.9
18	Kansas City, MO	43	25	12	10	10	1,300	1.8
19	Chicago, IL (ORD)	17	45	17	8	12	1,231	1.7
20	New Orleans, LA	38	27	14	11	10	1,227	1.7
Total Domestic		31	30	14	13	12	82,233	112.6

Airline Share of Diverting Passengers

Carrier share of diverting catchment area O&D total pax



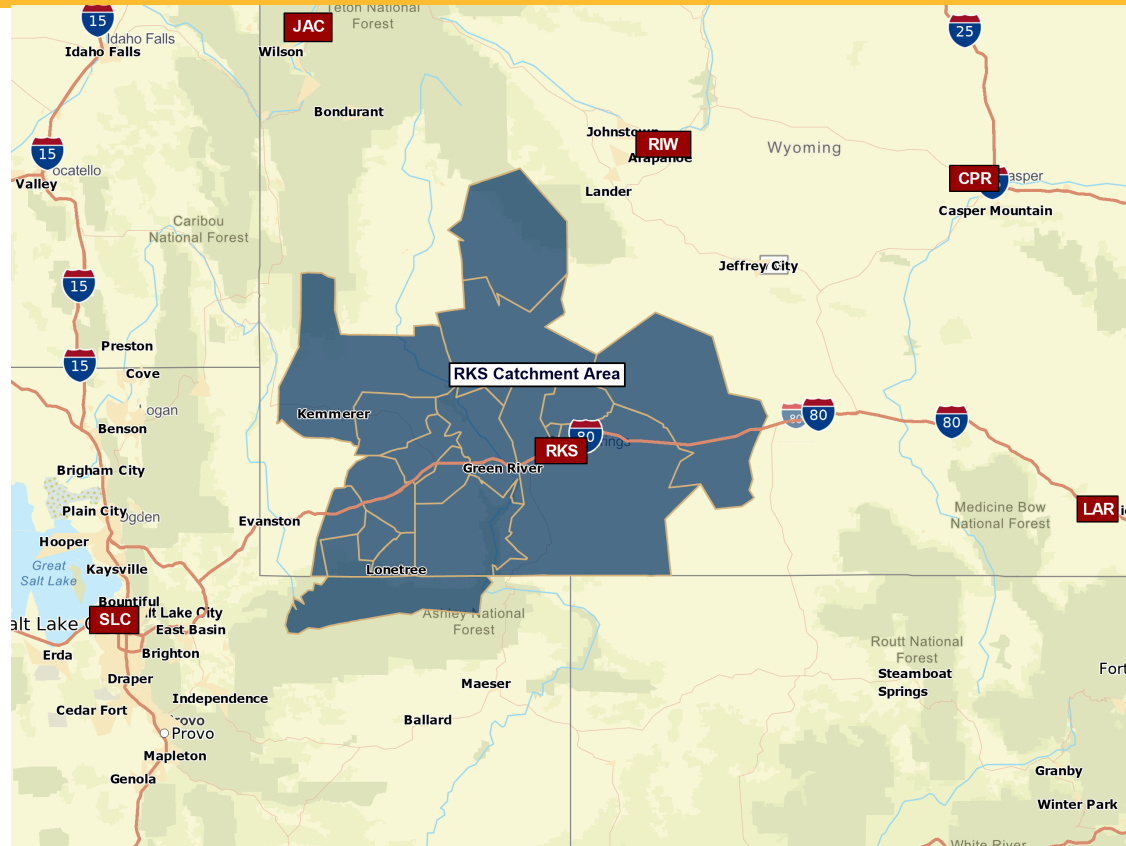
United Airlines, Southwest Airlines and Delta Air Lines captured the highest shares of diverting passengers.

Rock Springs

Primary Catchment Area



- Population of travelers who should use RKS based on drive time
- Catchment population estimated at 53,070
- True market based on these zip 14 codes
- DOT reported passengers of almost 30,000, but total with leakage was over 126,000

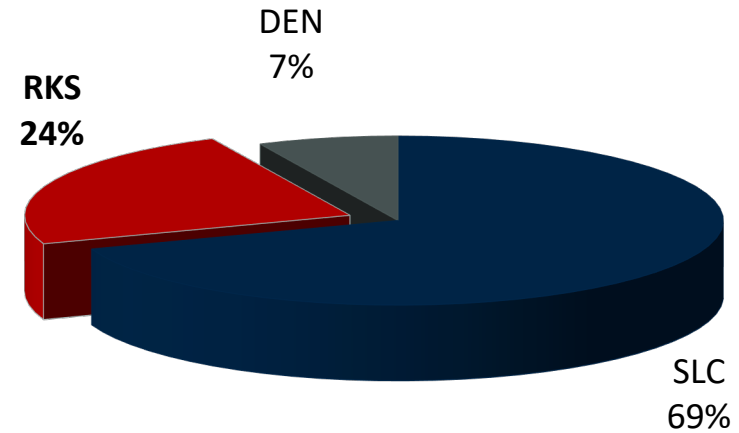


Rock Springs

Airport Retention/Diversion Estimates



Originating Airport	Pax	PDEW	Retention %
Domestic			
SLC	81,910	112.2	70
RKS	28,339	38.8	24
DEN	7,460	10.2	6
Subtotal	117,709	161.2	100
International			
SLC	6,180	8.5	69
RKS	1,470	2.0	16
DEN	1,364	1.9	15
Subtotal	9,014	12.3	100
Total			
SLC	88,090	120.7	69
RKS	29,809	40.8	24
DEN	8,824	12.1	7
Total	126,723	173.6	100



76% or 132.8 catchment area PDEW use alternate airports.

Rock Springs

Top Domestic Markets



- Top 5 catchment area markets included Portland, Fort Lauderdale, Las Vegas, San Diego and Boston.
- Portland was the top market with 6,372 annual passengers or 8.7 PDEW.

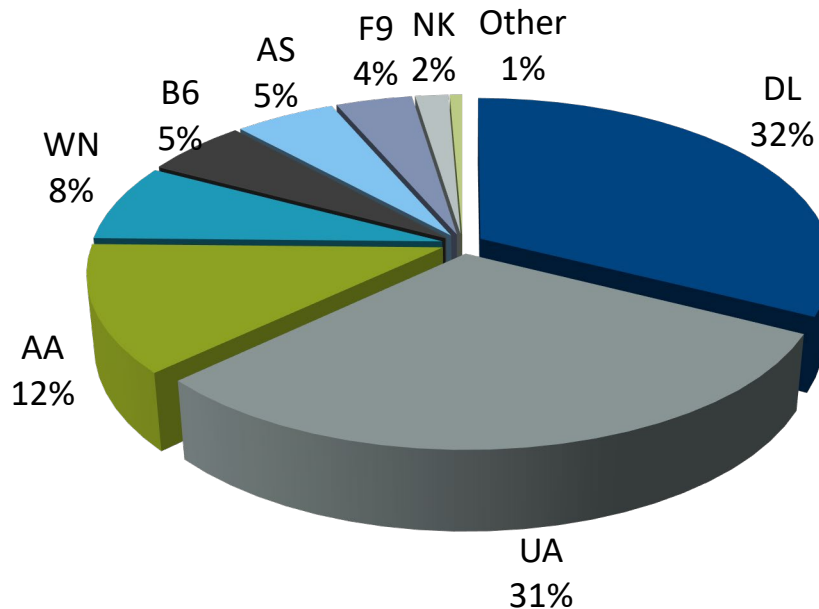
Rank	Destination	Origin Airport %			Total Pax	PDEW
		SLC	RKS	DEN		
1	Portland, OR	83	5	12	6,372	8.7
2	Fort Lauderdale, FL	95	5	0	5,965	8.2
3	Las Vegas, NV	77	14	9	5,859	8.0
4	San Diego, CA	90	9	2	5,249	7.2
5	Boston, MA	91	5	4	4,555	6.2
6	Phoenix, AZ (PHX)	79	18	3	4,342	5.9
7	Houston, TX (IAH)	40	50	10	4,235	5.8
8	Pittsburgh, PA	89	11	0	4,040	5.5
9	Orlando, FL (MCO)	75	24	1	3,737	5.1
10	Dallas, TX (DFW)	70	22	8	3,598	4.9
11	Seattle, WA	79	19	2	3,244	4.4
12	Denver, CO	5	95	0	3,123	4.3
13	Midland/Odessa, TX	68	25	7	2,926	4.0
14	Los Angeles, CA	76	22	1	2,692	3.7
15	New Orleans, LA	64	27	9	1,856	2.5
16	San Antonio, TX	64	28	9	1,717	2.4
17	San Francisco, CA	83	17	0	1,711	2.3
18	Kansas City, MO	63	27	9	1,344	1.8
19	Indianapolis, IN	65	26	9	1,316	1.8
20	Orange County, CA	65	27	9	1,313	1.8
Total Domestic		70	24	6	117,709	161.2

Rock Springs

Airline Share of Diverting Passengers



Carrier share of diverting catchment area O&D total pax



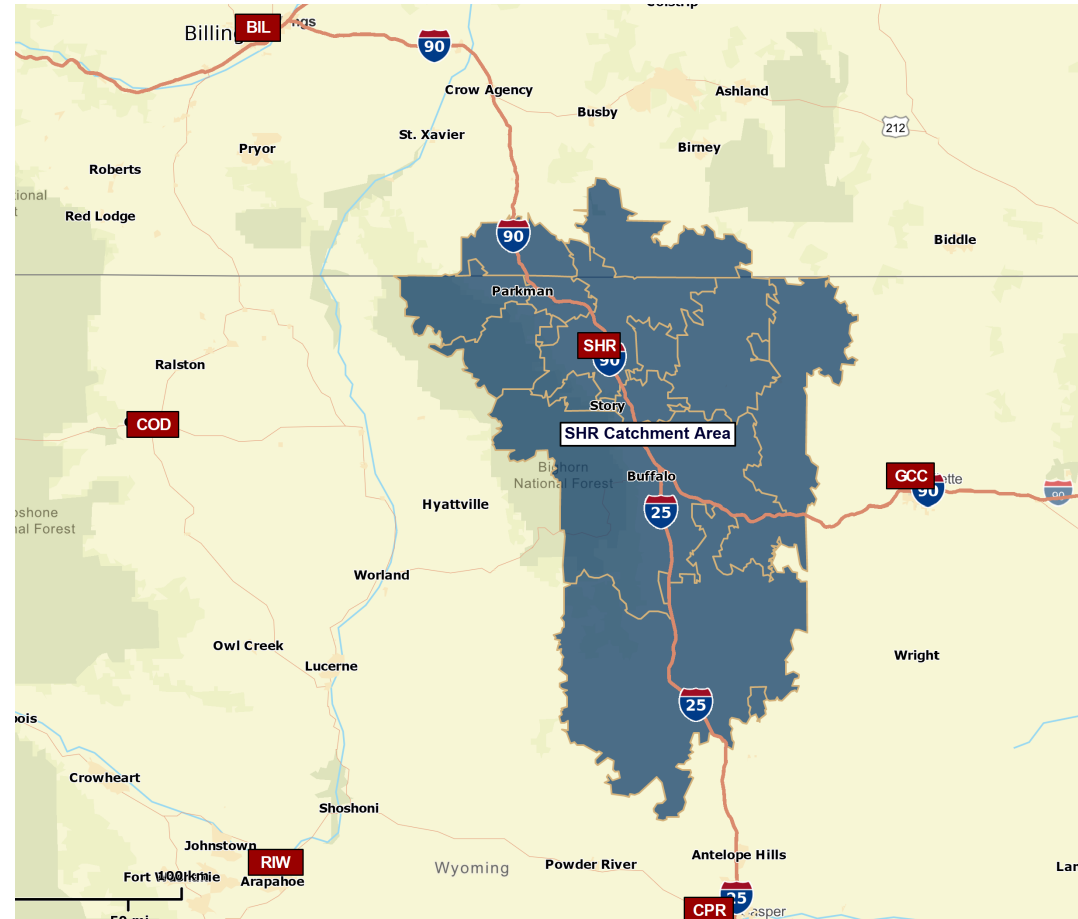
Delta Air Lines, United Airlines and American Airlines captured the highest shares of diverting passengers.

Sheridan

Primary Catchment Area

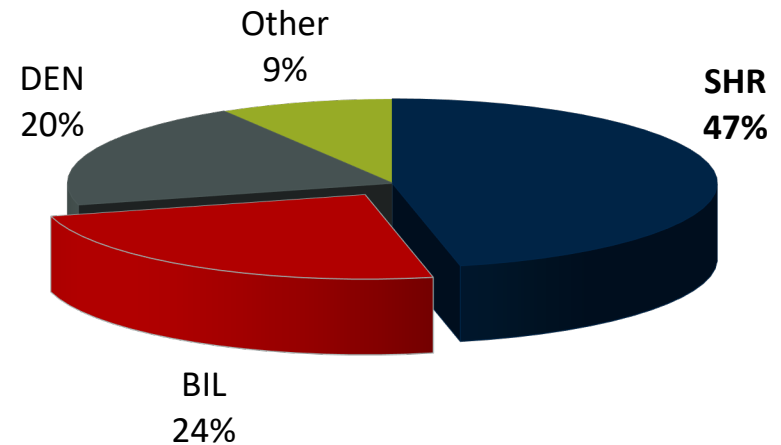


- Population of travelers who should use SHR based on drive time
- Catchment population estimated at 40,770
- True market based on these 14 zip codes
- DOT reported passengers of just over 48,000, but total with leakage was over 103,000



Airport Retention/Diversion Estimates

Originating Airport	Pax	PDEW	Retention %
Domestic			
SHR	45,623	62.5	48
BIL	22,699	31.1	24
DEN	17,584	24.1	19
Other	8,821	12.1	9
Subtotal	94,725	129.8	100
International			
DEN	3,542	4.9	41
SHR	2,561	3.5	30
BIL	2,324	3.2	27
Other	149	0.2	2
Subtotal	8,576	11.7	100
Total			
SHR	48,184	66.0	47
BIL	25,023	34.3	24
DEN	21,126	28.9	20
Other	8,969	12.3	9
Total	103,302	141.5	100



**53% or 75.5 catchment area
PDEW use alternate airports.**

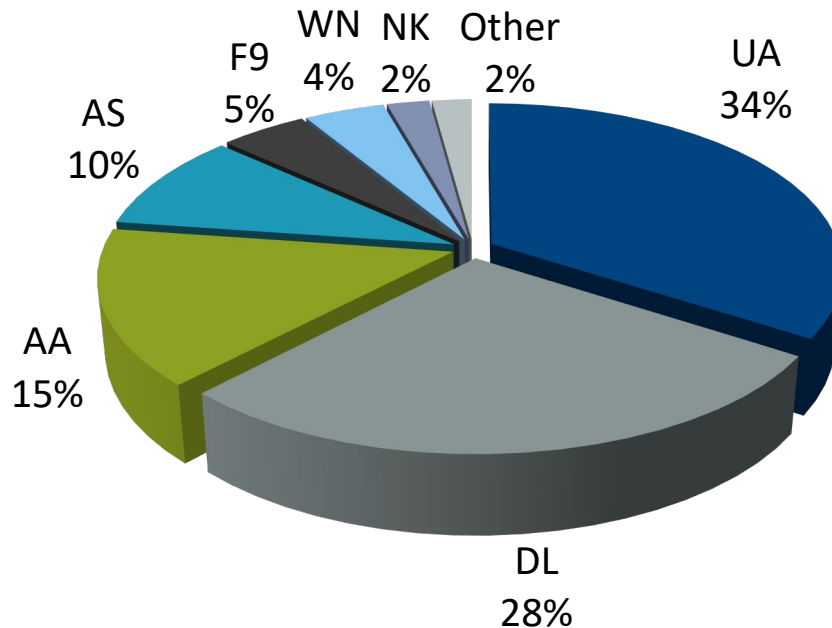
Top Domestic Markets

- Top 5 catchment area markets included Denver, Phoenix (PHX), Dallas (DFW), Minneapolis, and Las Vegas.
- Denver was the top market with 7,698 annual passengers or 10.5 PDEW.

Rank	Destination	Origin Airport %				Total Pax	PDEW
		SHR	BIL	DEN	Other		
1	Denver, CO	85	5	0	10	7,698	10.5
2	Phoenix, AZ (PHX)	35	31	31	3	5,830	8.0
3	Dallas, TX (DFW)	37	10	40	14	5,104	7.0
4	Minneapolis, MN	21	70	5	4	3,296	4.5
5	Las Vegas, NV	52	21	7	20	3,264	4.5
6	Orlando, FL (MCO)	49	16	28	7	3,039	4.2
7	Seattle, WA	16	76	5	3	2,975	4.1
8	Portland, OR	34	52	4	11	2,449	3.4
9	Houston, TX (IAH)	68	12	12	8	2,262	3.1
10	San Diego, CA	40	8	48	5	2,166	3.0
11	Los Angeles, CA	58	19	23	0	1,785	2.4
12	Kansas City, MO	48	27	15	11	1,646	2.3
13	Tampa, FL	45	17	20	17	1,636	2.2
14	Orange County, CA	50	30	7	13	1,562	2.1
15	Salt Lake City, UT	32	27	0	41	1,543	2.1
16	San Francisco, CA	89	6	0	6	1,537	2.1
17	San Antonio, TX	46	3	48	3	1,524	2.1
18	Boston, MA	49	20	30	0	1,515	2.1
19	New York, NY (LGA)	48	27	15	11	1,443	2.0
20	Austin, TX	54	10	30	6	1,377	1.9
Total Domestic		48	24	19	9	94,725	129.8

Airline Share of Diverting Passengers

Carrier share of diverting catchment area O&D total pax



United Airlines, Delta Air Lines, and American Airlines captured the highest shares of diverting passengers.

True Market Leakage Studies

Summary



- True Market Studies show that there is far more air service demand in our market catchment areas than is flying out of our airports.
- Air travelers are driving in large numbers to other airports to gain access to better flight options or lower air fares.
- Sharing these studies with the airlines helps them better understand the true potential our markets have.
- This helps them in route planning decisions going forward.

Questions and Discussion

For additional information, contact:

Mead & Hunt, Inc.:

Doug Blissit, Air Service Consulting

doug.blissit@meadhunt.com

Phone: (404) 372-3603





Change Orders Report

WACIP Construction Projects

Change Order Entry Date: 08/02/2023 - 08/24/2023

Change Order Date	Change Order Number	Supplemental Agreement Number	Document Upload Date	Change Order Explanation	Change Order Amount	Revised Contract Amount
Airport: Powell Municipal Airport			State Project Number: APO004A		Project Description: Seal Coat and Mark Pavements	
7/14/2023	1		8/11/2023	Updated to match current wage rates (no cost). Added more marking removal due to low bids.	\$29,740.00	\$121,530.00



Statewide Line Item Balances

Fiscal Year: 2023

Execution Date: 08/02/2023 - 08/25/2023

	Aviation Encouragement	Marketing	Marking Equipment	NAVAID
Beginning Balance:	\$0.00	\$0.00		\$0.00
Recovered Funds:				
Transferred Funds:	\$50,000.00	\$450,000.00		\$152,500.00
Carryover Funds:	\$0.00	\$0.00		\$0.00
Balance on WACIP:	\$50,000.00	\$450,000.00		\$152,500.00
Allocated to Projects:	\$50,000.00	\$450,000.00		\$114,445.80
Balance Remaining:	\$0.00	\$0.00	\$0.00	\$38,054.20

Airport	Project Number	WACIP Description	Aviation Encouragement	Marketing	Marking Equipment	NAVAID
Afton - Lincoln County Municipal Airport	AAF028X	2023 NAVAID Maintenance				\$4,754.00
Big Piney - Miley Memorial Field	ABP017X	2023 Aviation Encouragement	\$2,500.00			
Casper - Natrona County International Airport	ACP054X	2023 Aviation Encouragement - 5K Runway Run	\$2,500.00			
Cheyenne Regional Airport - Jerry Olson Field	ACY037X	2023 Aviation Encouragement	\$2,500.00			
Cody - Yellowstone Regional Airport	ACO027X	Santa Fly-In 2023 Marketing/Aviation Encouragement	\$2,500.00			
Cody - Yellowstone Regional Airport	ACO034X	2023 MARKETING		\$50,000.00		
Cowley - North Big Horn County Airport	AU6022X	2023 NAVAID Maintenance				\$2,988.00
Dixon Airport - Carbon County	ADW020X	2023 NAVAID Maintenance				\$4,754.00



Airport	Project Number	WACIP Description	Aviation Encouragement	Marketing	Marking Equipment	NAVAID
Dixon Airport - Carbon County	ADW021X	2023 NAVAID Maintenance-AWOS Repair				\$8,282.00
Dubois Municipal Airport	ADU021X	2023 NAVAID Maintenance				\$4,754.00
Dubois Municipal Airport	ADU026X	2023 Airport Encouragement Day	\$2,500.00			
Evanston - Uinta County Airport - Burns Field	AEV018X	2023 Aviation Encouragement	\$2,500.00			
Fort Bridger Airport	AFB008X	2023 NAVAID Maintenance				\$4,754.00
Fort Bridger Airport	AFB012X	2023 NAVAID Maint. - AWOS Repair				\$2,613.60
Gillette - Northeast Wyoming Regional Airport	AGC035X	2023 NAVAID Maintenance				\$20,804.00
Gillette - Northeast Wyoming Regional Airport	AGC045X	2023 Airport Marketing		\$50,000.00		
Gillette - Northeast Wyoming Regional Airport	AGC046X	2023 Aviation Encouragement Grant	\$2,500.00			
Glendo - Thomas Memorial	A76003X	2023 Aviation Encouragement	\$2,500.00			
Greater Green River Intergalactic Spaceport	A48010X	2023 Aviation Encouragement	\$2,500.00			
Greybull - South Big Horn County Airport	AGE022X	2023 Aviation Encouragement	\$2,500.00			
Hulett Municipal Airport	AW4023X	2023 NAVAID Maintenance				\$4,754.00
Kemmerer Municipal Airport	AEM023X	2023 NAVAID Maintenance				\$4,754.00
Kemmerer Municipal Airport	AEM024X	2023 NAVAID Maint. - AWOS Repair				\$1,413.00
Kemmerer Municipal Airport	AEM028X	2023 Aviation Encouragement	\$2,500.00			
Kemmerer Municipal Airport	AEM029X	2023 NAVAID Maint. - AWOS Repair				\$6,327.20

Statewide Line Item Balances, Fiscal Year: 2023, Execution Date: 08/02/2023 - 08/25/2023



Airport	Project Number	WACIP Description	Aviation Encouragement	Marketing	Marking Equipment	NAVAID
Lander - Hunt Field	ALN017X	2023 Aviation Encouragement	\$2,500.00			
Laramie Regional Airport	ALA030X	2023 Marketing		\$50,000.00		
Lusk Municipal Airport	ALS018X	2023 NAVAID Maintenance				\$4,754.00
Newcastle - Mondell Field	AEC027X	2023 NAVAID Maintenance				\$4,754.00
Pine Bluffs Municipal Airport	A82016X	2023 NAVAID Maintenance				\$4,754.00
Pinedale - Ralph Wenz Field	APN024X	2023 NAVAID Maintenance				\$6,575.00
Pinedale - Ralph Wenz Field	APN033X	2023 Aviation Encouragement	\$2,500.00			
Powell Municipal Airport	APO020X	2022 Aviation Encouragement	\$2,500.00			
Powell Municipal Airport	APO026X	2023 NAVAID Maintenance				\$6,575.00
Powell Municipal Airport	APO027X	2023 Aviation Encouragement	\$2,500.00			
Riverton - Central Wyoming Regional Airport	ARI037X	2023 Aviation Encouragement	\$2,500.00			
Rock Springs - Southwest Wyoming Regional Airport	ARK039X	2023 Marketing		\$50,000.00		
Saratoga - Shively Field	ASA023X	2023 NAVAID Maintenance				\$2,988.00
Sheridan County Airport	ASH038X	2023 Marketing		\$50,000.00		
Thermopolis - Hot Springs County Airport	AHS026X	2023 NAVAID Maintenance				\$4,754.00
Thermopolis - Hot Springs County Airport	AHS027X	2023 Aviation Encouragement Grant	\$2,500.00			
Torrington Municipal Airport	ATO020X	2023 NAVAID Maintenance				\$3,586.00

Statewide Line Item Balances, Fiscal Year: 2023, Execution Date: 08/02/2023 - 08/25/2023



Airport	Project Number	WACIP Description	Aviation Encouragement	Marketing	Marking Equipment	NAVAID
Torrington Municipal Airport	ATO030X	Torrington Municipal Airport Fly-In	\$2,500.00			
Wheatland - Phifer Airfield	AEA025X	2023 NAVAID Maintenance				\$4,754.00
Wheatland - Phifer Airfield	AEA026X	2023 Aviation Encouragement - Fly-In	\$2,500.00			
Worland Municipal Airport	AWR017X	2023 Aviation Encouragement	\$2,500.00			
Total Granted to Projects:			\$50,000.00	\$250,000.00		\$114,445.80



Bid Results Report

08/02/2023 - 08/24/2023

Airport Name:	Kemmerer Municipal Airport	Project Description:	Acquire Mowing Equipment
State Project Number:	AEM011A	Federal Project Number:	N/A
Bid Description:	Acquire Tractor and Mowing Equipment	Engineer's Estimate:	\$100,000.00
Bidder	Bid Amount	% Difference	Wyoming Preference Adjustment
Stotz Equipment	\$98,900.00	-1.10%	\$0.00
Airport Name:	Jackson Hole Airport	Project Description:	Air Traffic Control Tower (ATCT) Improvements Project (COMPETITIVE - FCT)
State Project Number:	AJA032A	Federal Project Number:	N/A
Bid Description:	ATCT Schedules I-IV	Engineer's Estimate:	\$1,488,300.00
Bidder	Bid Amount	% Difference	Wyoming Preference Adjustment
Wadman	\$2,145,279.00	44.14%	\$0.00

Bid Results Report, 08/02/2023 - 08/24/2023



Administrative Approvals Report

Fiscal Year(s): 2023

8/2/2023 - 8/25/2023

Fiscal Year	Airport	Project Number	Grant Description	Total:	State Funds	Federal Funds
-------------	---------	----------------	-------------------	--------	-------------	---------------

Administrative Approvals Report, Fiscal Year(s): 2023, 8/2/2023 - 8/25/2023

Data Source: BlackCat Aviation Data Management System

Printed: 8/28/2023 6:04:16 PM



Recovered Funds Report

Fiscal Year 2023

Recovered Date: 07/01/2023 - 07/31/2023

Date Recovered	State Facility Name	State Project Number	Original FY	Project Description	State Funds		Federal Funds	
					Transportation Funds	General Funds	Total State Funds	
				Beginning Balance	\$8,611,072.00		\$8,611,072.00	\$38,700,834.00
				Transferred Funds	\$0.00		\$0.00	\$0.00
				Carryover Funds	\$433,803.33		\$433,803.33	\$38,676,624.00
				Total Funds	\$9,044,875.33		\$9,044,875.33	\$77,377,458.00
1/9/2023	Thermopolis - Hot Springs County Airport	AHS016X	2021	AWOS Repair	\$1,160.80		\$1,160.80	\$0.00
1/10/2023	Gillette - Northeast Wyoming Regional Airport	AGC027X	2021	2021 Marketing and Promotions	\$73.00		\$73.00	\$0.00
1/18/2023	Greater Green River Intergalactic Spaceport	A48008X	2022	2022 Aviation Encouragement	\$400.00		\$400.00	\$0.00
1/18/2023	Pine Bluffs Municipal Airport	A82003A	2022	Seal Coat and Mark Pavements	\$3,932.00		\$3,932.00	\$0.00
1/20/2023	Gillette - Northeast Wyoming Regional Airport	AGC033X	2022	2022 Aviation Encouragement	\$33.00		\$33.00	\$0.00
1/20/2023	Torrington Municipal Airport	ATO019X	2022	2022 Aviation Encouragement - Fly-In	\$1,259.00		\$1,259.00	\$0.00
3/1/2023	Torrington Municipal Airport	ATO003A	2022	Seal Coat and Mark Pavements	\$4,847.00		\$4,847.00	\$0.00
3/16/2023	Pinedale - Ralph Wenz Field	APN003A	2021	Seal Coat and Mark Pavements	\$21,892.00		\$21,892.00	\$0.00
3/17/2023	Rock Springs - Southwest Wyoming Regional Airport	ARK007A	2021	Rehabilitate and Expand Commercial Terminal	\$0.33		\$0.33	\$0.00
3/23/2023	Laramie Regional Airport	ALA021A	2021	Install ARFF Building Backup Generator	\$102,600.00		\$102,600.00	\$0.00
4/3/2023	Big Piney - Miley Memorial Field	ABP005A	2022	Recon W Apron and Rehab S Apron	\$80,000.00		\$80,000.00	\$0.00



Date Recovered	State Facility Name	State Project Number	Original FY	Project Description	State Funds		Federal Funds	
					Transportation Funds	General Funds	Total State Funds	
4/4/2023	Worland Municipal Airport	AWRL13C	2020	Widen Taxilane C			\$0.00	\$464.00
Total Funds Recovered this Period 07/01/2023 - 07/31/2023					\$0.00	\$0.00	\$0.00	\$0.00
Total Funds Recovered for Fiscal Year					\$216,197.13		\$216,197.13	\$464.00
Available balance for Fiscal Year					\$9,261,072.46		\$9,261,072.46	\$77,377,922.00



STATE OF WYOMING

Wyoming Aviation Capital Improvement Program Modifications

Fiscal Year(s): 2023

08/02/2023 - 08/25/2023

From Program	To Program	Amount	Comments
Crack Seal (GMP)	State Transportation Fund	\$160,595	Recover GMP remaining balance back to FY23 State Transportation Fund.

** Fund transfers are not included as Project Modifications or in the Total WACIP Modifications Amount. Any included changes to the Federal, State or Local Program Match may impact the Summary which will not match for this period. **

Airport Name	State Project Number	Project Description	State Priority Rating (PRM)	Federal	State	Local	Total	Match (F/S/L)
2023								
Cheyenne Regional Airport - Jerry Olson Field	ACY001J	Reconstruct R/W 9/27	88	\$2,000,000	\$80,000	\$53,333	\$2,133,333	93.75 / 3.75 / 2.50
Changed Amount:				(\$1,000,000)	(\$80,000)	(\$53,333)	(\$1,133,333)	
Revised Total:				\$0	\$0	\$0	\$0	0.00 / 0.00 / 0.00
Comments								
1) Per FAA, remove funding.								
Casper - Natrona County International Airport	ACP029D	Rehabilitate RW 8/26 and associated work	88	\$660,353	\$26,414	\$17,609	\$704,376	93.75 / 3.75 / 2.50
Changed Amount:				\$468,273	\$18,731	\$12,487	\$499,491	
Revised Total:				\$1,128,626	\$45,145	\$30,096	\$1,203,867	93.75 / 3.75 / 2.50
Comments								
1) Per FAA and Sponsor request, increase to match grant amount.								
Wheatland - Phifer Airfield	AEAN10E	Reconstruct Runway and Associated work	83	\$65,260	\$4,351	\$2,900	\$72,511	90.00 / 6.00 / 4.00
Changed Amount:				\$0	\$0	\$0	\$0	
Revised Total:				\$65,260	\$4,351	\$2,900	\$72,511	90.00 / 6.00 / 4.00
Comments								
2) Per FAA, program SA in lieu of ENT.								



Airport Name	State Project Number	Project Description	State Priority Rating (PRM)	Federal	State	Local	Total	Match (F/S/L)
Douglas - Converse County Airport	ADG006A	Rehabilitate RW 11/29 and Relocate TW A 2	79	\$2,922,957	\$194,863	\$129,909	\$3,247,729	90.00 / 6.00 / 4.00
		Changed Amount:		\$549,456	\$36,630	\$24,420	\$610,506	
		Revised Total:		\$3,472,413	\$231,493	\$154,329	\$3,858,235	90.00 / 6.00 / 4.00
Comments								
1) Per FAA, decrease ENT and increase SA.								
Torrington Municipal Airport	ATO011A	Construct PAPIs, REILs, Beacon, and Electrical Vault: design, construction, and associated work	76	\$523,806	\$34,920	\$23,280	\$582,006	90.00 / 6.00 / 4.00
		Changed Amount:		(\$110,484)	(\$7,365)	(\$4,910)	(\$122,759)	
		Revised Total:		\$413,322	\$27,555	\$18,370	\$459,247	90.00 / 6.00 / 4.00
Comments								
1) Per FAA, reduce to match grant amount.								
Wheatland - Phifer Airfield	AEA006A	Acquire Hangar Land and associated work	73	\$300,000	\$20,000	\$13,333	\$333,333	90.00 / 6.00 / 4.00
		Changed Amount:		(\$65,261)	(\$4,351)	(\$2,900)	(\$72,512)	
		Revised Total:		\$234,739	\$15,649	\$10,433	\$260,821	90.00 / 6.00 / 4.00
Comments								
1) Per FAA, reduce ENT funding.								
Wheatland - Phifer Airfield	AEA006B	Acquire Hangar Land	73	\$0	\$150,000	\$16,667	\$166,667	0.00 / 90.00 / 10.00
		Changed Amount:		\$0	(\$150,000)	(\$16,667)	(\$166,667)	
		Revised Total:		\$0	\$0	\$0	\$0	0.00 / 0.00 / 0.00
Comments								
1) Per sponsor, move from FY23 to FY24.								



Airport Name	State Project Number	Project Description	State Priority Rating (PRM)	Federal	State	Local	Total	Match (F/S/L)
Laramie Regional Airport	ALA023A	Replace Runway and Taxiway Edge Lights; Replace Airfield NAVAIDS; and associated work	73	\$1,300,000	\$41,053	\$27,368	\$1,368,421	95.00 / 3.00 / 2.00
		Changed Amount:		\$280,401	\$8,855	\$5,903	\$295,159	
		Revised Total:		\$1,580,401	\$49,908	\$33,271	\$1,663,580	95.00 / 3.00 / 2.00
Comments								
1) Per FAA and Sponsor request, increase funds to meet actual costs.								
Laramie Regional Airport	ALA025A	Acquire SRE, Rotary Plow	71	\$700,000	\$22,105	\$14,737	\$736,842	95.00 / 3.00 / 2.00
		Changed Amount:		(\$700,000)	(\$22,105)	(\$14,737)	(\$736,842)	
		Revised Total:		\$0	\$0	\$0	\$0	0.00 / 0.00 / 0.00
Comments								
1) Per FAA, reduce and move funds from FY23 to FY24.								
Rock Springs - Southwest Wyoming Regional Airport	ARK007E	Rehabilitate and Expand Commercial Terminal, construction and associated work	70	\$1,015,599	\$40,624	\$27,083	\$1,083,306	93.75 / 3.75 / 2.50
		Changed Amount:		(\$1,015,599)	(\$40,624)	(\$27,083)	(\$1,083,306)	
		Revised Total:		\$0	\$0	\$0	\$0	0.00 / 0.00 / 0.00
Comments								
1) Per FAA and Sponsor request, move IJJA funds to lighting project.								
Gillette - Northeast Wyoming Regional Airport	AGC026X	Replace ILS and associated work	65	\$0	\$0	\$0	\$0	0.00 / 0.00 / 0.00
		Changed Amount:		\$0	\$58,124	\$14,532	\$72,656	
		Revised Total:		\$0	\$58,124	\$14,532	\$72,656	0.00 / 80.00 / 20.00
Comments								
2) Per Program Manager, increase grant to match actual costs.								



Airport Name	State Project Number	Project Description	State Priority Rating (PRM)	Federal	State	Local	Total	Match (F/S/L)
Wheatland - Phifer Airfield	AEA020A	Acquire SRE: carrier vehicle with snow plow	63	\$200,700	\$13,380	\$8,920	\$223,000	90.00 / 6.00 / 4.00
		Changed Amount:		(\$200,700)	(\$13,380)	(\$8,920)	(\$223,000)	
		Revised Total:		\$0	\$0	\$0	\$0	0.00 / 0.00 / 0.00
Comments								
1) Per FAA and Sponsor Request, increase and move funds from FY23 to FY24.								
Casper - Natrona County International Airport	ACP019A	Repair Terminal Roof, Area C and Additional Area	61	\$0	\$452,000	\$113,000	\$565,000	0.00 / 80.00 / 20.00
		Changed Amount:		\$0	(\$452,000)	(\$113,000)	(\$565,000)	
		Revised Total:		\$0	\$0	\$0	\$0	0.00 / 0.00 / 0.00
Comments								
1) Per Program manager, move funds from FY23 to FY24 due to delayed bid opening.								
Rawlins Municipal Airport - Harvey Field	ARW002A	Construct GA Terminal Building: Design, Construction, and Associated Work	59	\$0	\$0	\$0	\$0	0.00 / 0.00 / 0.00
		Changed Amount:		\$193,097	\$12,873	\$8,582	\$214,552	
		Revised Total:		\$193,097	\$12,873	\$8,582	\$214,552	90.00 / 6.00 / 4.00
Comments								
2) Per FAA and Sponsor request, reduce ENT and add IIJA.								
Rawlins Municipal Airport - Harvey Field	ARW002B	Construct GA Terminal Building, and associated work.	59	\$766,476	\$51,098	\$34,066	\$851,640	90.00 / 6.00 / 4.00
		Changed Amount:		(\$193,097)	(\$12,873)	(\$8,582)	(\$214,552)	
		Revised Total:		\$573,379	\$38,225	\$25,484	\$637,088	90.00 / 6.00 / 4.00
Comments								
1) Per FAA and Sponsor request, reduce ENT and add IIJA.								



Airport Name	State Project Number	Project Description	State Priority Rating (PRM)	Federal	State	Local	Total	Match (F/S/L)
Cowley - North Big Horn County Airport	AU6021A	Construct Pilot's Lounge: Design	56	\$61,500	\$4,100	\$2,733	\$68,333	90.00 / 6.00 / 4.00
			Changed Amount:	(\$1)	\$0	\$0	(\$1)	
			Revised Total:	\$61,499	\$4,100	\$2,733	\$68,332	90.00 / 6.00 / 4.00
Comments								
1) Per FAA, decrease to match actual grant amount.								
Powell Municipal Airport	APO003A	Conduct Planning Study, Master Plan and associated work	55	\$300,000	\$20,000	\$13,333	\$333,333	90.00 / 6.00 / 4.00
			Changed Amount:	\$227	\$15	\$10	\$252	
			Revised Total:	\$300,227	\$20,015	\$13,343	\$333,585	90.00 / 6.00 / 4.00
Comments								
1) Per FAA, increase ENT funding.								
Douglas - Converse County Airport	ADG015A	Develop GA Hangar Area	50	\$318,000	\$21,200	\$14,133	\$353,333	90.00 / 6.00 / 4.00
			Changed Amount:	(\$318,000)	(\$21,200)	(\$14,133)	(\$353,333)	
			Revised Total:	\$0	\$0	\$0	\$0	0.00 / 0.00 / 0.00
Comments								
1) Per FAA and Sponsor request, remove funding.								
Lander - Hunt Field	ALN014A	Upgrade Terminal and associated work	49	\$190,000	\$12,667	\$8,444	\$211,111	90.00 / 6.00 / 4.00
			Changed Amount:	(\$190,000)	(\$12,667)	(\$8,444)	(\$211,111)	
			Revised Total:	\$0	\$0	\$0	\$0	0.00 / 0.00 / 0.00
Comments								
1) Per FAA and Sponsor request, move from FY23 to FY24.								
Lander - Hunt Field	ALN014B	Upgrade Terminal and associated work	49	\$78,000	\$5,200	\$3,467	\$86,667	90.00 / 6.00 / 4.00
			Changed Amount:	(\$78,000)	(\$5,200)	(\$3,467)	(\$86,667)	
			Revised Total:	\$0	\$0	\$0	\$0	0.00 / 0.00 / 0.00
Comments								
1) Per FAA and Sponsor request, move from FY23 to FY24.								

Wyoming Aviation Capital Improvement Program Reconciliation, Fiscal Year(s): 2023, 08/02/2023 - 08/25/2023



Airport Name	State Project Number	Project Description	State Priority Rating (PRM)	Federal	State	Local	Total	Match (F/S/L)
Jackson Hole Airport*	AJA027A	Expand Stormwater detention and filtration System: Design, Construction, and associated work.	48	\$3,793,750	\$151,750	\$101,166	\$4,046,666	93.75 / 3.75 / 2.50
Changed Amount:				(\$3,793,750)	(\$151,750)	(\$101,166)	(\$4,046,666)	
Revised Total:				\$0	\$0	\$0	\$0	0.00 / 0.00 / 0.00
Comments								
1) Per FAA, remove ENT and move to FY24.								
Total Changed Amount:				(\$6,173,438)	(\$838,287)	(\$311,408)	(\$7,323,133)	
Non-Budgeted Total:				(\$3,793,750)	\$0	(\$311,408)	(\$4,105,158)	
Modification Total:				(\$2,379,688)	(\$838,287)	\$0	(\$3,217,975)	

Note: This document represents the state funding plan for airports as approved by the Wyoming Aeronautics Commission. Amounts on this report do not imply a guarantee of funding from federal, state, or local sources. Project(s) with asterisk (*) indicates non-budgeted value for Federal amount. Although decreases are included in this report, they do not require commission approval, and are only included for balancing purposes. All approved amounts represent the maximum available for the grant.

Note: Nonstandard Matches will be highlighted in red



STATE OF WYOMING
Wyoming Aviation Capital Improvement Program
FY 2023 Budget

Available Budgets			
Program Identifier	Federal	State	Local
Federal Discretionary	\$27,268,410	\$0	\$0
Federal State Apportionment	\$3,555,336	\$0	\$0
Federal Entitlement	\$13,876,572	\$0	\$0
State Transportation Fund	\$0	\$7,095,364	\$0
Statewide Programs	\$0	\$652,500	\$480,500
Crack Seal (GMP)	\$0	\$1,513,208	\$0
Federal IJJA Funds	\$24,520,409	\$0	\$0
Federal CARES Act	\$4,341,494	\$0	\$0
Federal Stimulus Funds	\$3,815,701	\$0	\$0
Total	\$77,377,922	\$9,261,072	\$480,500

Statewide Projects			
Program Identifier	Federal	State	Local
Aviation Encouragement	\$0	\$50,000	\$0
Crack Seal (AGMP33)	\$0	\$1,658	\$0
Crack Seal (AGMP35)	\$0	\$1,511,550	\$269,050
Design Standards Update (ADSI22)	\$0	\$5,000	\$0
Marketing & Promotions	\$0	\$450,000	\$450,000
Mountain AWOS	\$0	\$100,000	\$0
NAVAID Maintenance	\$0	\$152,500	\$30,500

Note: This document represents the state funding plan for airports as approved by the Wyoming Aeronautics Commission. It does not imply guarantee of funding from federal, state, or local sources. All approved amounts represent the maximum available for the grant. Additional Commission approval is required for all amount increases or changes in scope.

Note: Project(s) with asterisk (*) indicates non-budgeted value for Federal amount

Note: Original FY2023 projects were approved by the Wyoming Aeronautics Commission on March 15, 2022 unless otherwise noted on a Modification report and will have there own associated date.

Statewide Projects

Program Identifier	Federal	State	Local
Statewide Air Service Marketing	\$0	\$100,000	\$0
Windssocks	\$0	\$7,500	\$0
Total	\$0	\$2,378,208	\$749,550

Airport Projects

Airport Name	State Project Number	Project Description	Purpose of Project	State Priority Rating (PRM)	Federal	State	Local	Total	Match (F/S/L)
Casper - Natrona County International Airport	ACP029C	Rehabilitate RW 8/26 and associated work	Security, Maintenance	88	\$11,039,273	\$441,571	\$294,381	\$11,775,225	93.75 / 3.75 / 2.50
Casper - Natrona County International Airport	ACP029D	Rehabilitate RW 8/26 and associated work	Security, Maintenance	88	\$1,128,626	\$45,145	\$30,096	\$1,203,867	93.75 / 3.75 / 2.50
Cheyenne Regional Airport - Jerry Olson Field	ACY001G	Reconstruct RW 9/27 and associated work	Security, Maintenance	88	\$7,110,113	\$0	\$0	\$7,110,113	100.00 / 0.00 / 0.00
Cheyenne Regional Airport - Jerry Olson Field	ACY001H	Reconstruct Runway 9/27: Construction and Associated work	Security, Maintenance	88	\$11,490,464	\$0	\$0	\$11,490,464	100.00 / 0.00 / 0.00
Riverton - Central Wyoming Regional Airport	ARI001D	Rehabilitate T/W A, D, C1 design and construction, and associated work	Security, Maintenance	85	\$3,428,266	\$0	\$0	\$3,428,266	100.00 / 0.00 / 0.00
Riverton - Central Wyoming Regional Airport	ARI001E	Rehabilitate T/W A, B, C1 construction and associated work	Security, Maintenance	85	\$1,482,850	\$59,314	\$39,543	\$1,581,707	93.75 / 3.75 / 2.50
Jackson Hole Airport *	AJA024B	Rehabilitate Taxiway A - North, Deice Pad Improvements, and Bypass Taxiway; and associated work *	Security, Maintenance	84	\$3,367,250	\$134,690	\$89,793	\$3,591,733	93.75 / 3.75 / 2.50
Jackson Hole Airport	AJA032A	Rehabilitate and Improve Air Traffic Control Tower: design, construction, and associated work	Safety	83	\$0	\$150,000	\$16,667	\$166,667	0.00 / 90.00 / 10.00
Wheatland - Phifer Airfield	AEAN10E	Reconstruct Runway and Associated work	Safety	83	\$65,260	\$4,351	\$2,900	\$72,511	90.00 / 6.00 / 4.00

Note: This document represents the state funding plan for airports as approved by the Wyoming Aeronautics Commission. It does not imply guarantee of funding from federal, state, or local sources. All approved amounts represent the maximum available for the grant. Additional Commission approval is required for all amount increases or changes in scope.

Note: Project(s) with asterisk (*) indicates non-budgeted value for Federal amount

Note: Original FY2023 projects were approved by the Wyoming Aeronautics Commission on March 15, 2022 unless otherwise noted on a Modification report and will have there own associated date.

Airport Projects

Airport Name	State Project Number	Project Description	Purpose of Project	State Priority Rating (PRM)	Federal	State	Local	Total	Match (F/S/L)
Worland Municipal Airport	AWR002B	Reconstruct Wildlife Fence, Gate, and associated work	Safety	80	\$128,096	\$8,540	\$5,693	\$142,329	90.00 / 6.00 / 4.00
Douglas - Converse County Airport	ADG006A	Rehabilitate RW 11/29 and Relocate TW A 2	Security, Maintenance	79	\$3,472,413	\$231,493	\$154,329	\$3,858,235	90.00 / 6.00 / 4.00
Lander - Hunt Field	ALN003D	Relocate TW A (RW 22 End) - 15' - 50' design, construction, and associated work.	Safety	77	\$0	\$164,000	\$41,000	\$205,000	0.00 / 80.00 / 20.00
Torrington Municipal Airport	ATO011A	Construct PAPIs, REILs, Beacon, and Electrical Vault: design, construction, and associated work	Safety	76	\$413,322	\$27,555	\$18,370	\$459,247	90.00 / 6.00 / 4.00
Cody - Yellowstone Regional Airport	ACO008A	Seal Coat and Mark Pavements	Security, Maintenance	75	\$0	\$189,900	\$21,100	\$211,000	0.00 / 90.00 / 10.00
Rock Springs - Southwest Wyoming Regional Airport	ARK006A	Rehabilitate Lighting, RW 3/21 and TW; and associated work	Safety	75	\$147,290	\$5,892	\$3,928	\$157,110	93.75 / 3.75 / 2.50
Riverton - Central Wyoming Regional Airport	ARI021B	Acquire SRE Carrier Loader and Snow Blower Attachment	Safety	74	\$872,013	\$34,881	\$23,254	\$930,148	93.75 / 3.75 / 2.50
Laramie Regional Airport	ALA023A	Replace Runway and Taxiway Edge Lights; Replace Airfield NAVAIDS; and associated work	Safety	73	\$1,580,401	\$49,908	\$33,271	\$1,663,580	95.00 / 3.00 / 2.00
Riverton - Central Wyoming Regional Airport	ARI005A	Seal Coat and Mark Pavements	Security, Maintenance	73	\$0	\$522,000	\$58,000	\$580,000	0.00 / 90.00 / 10.00
Wheatland - Phifer Airfield	AEA006A	Acquire Hangar Land and associated work	Safety	73	\$234,739	\$15,649	\$10,433	\$260,821	90.00 / 6.00 / 4.00
Cowley - North Big Horn County Airport	AU6015A	Rehabilitate RW 9/27: Geotech Investigation, Design, Construction, and associated work	Security, Maintenance	72	\$0	\$40,000	\$10,000	\$50,000	0.00 / 80.00 / 20.00
Evanston - Uinta County Airport - Burns Field	AEVW11G	Reconstruct Apron, Phase IV	Security, Maintenance	72	\$92,691	\$6,179	\$4,120	\$102,990	90.00 / 6.00 / 4.00
Lusk Municipal Airport	ALS012A	Acquire SRE	Safety	72	\$307,792	\$20,520	\$13,680	\$341,992	90.00 / 6.00 / 4.00

Note: This document represents the state funding plan for airports as approved by the Wyoming Aeronautics Commission. It does not imply guarantee of funding from federal, state, or local sources. All approved amounts represent the maximum available for the grant. Additional Commission approval is required for all amount increases or changes in scope.

Note: Project(s) with asterisk (*) indicates non-budgeted value for Federal amount

Note: Original FY2023 projects were approved by the Wyoming Aeronautics Commission on March 15, 2022 unless otherwise noted on a Modification report and will have there own associated date.

Wyoming Aviation Capital Improvement Program

Airport Projects

Airport Name	State Project Number	Project Description	Purpose of Project	State Priority Rating (PRM)	Federal	State	Local	Total	Match (F/S/L)
Sheridan County Airport	ASH027A	Seal Coat and Mark Pavements	Security, Maintenance	71	\$0	\$3,600	\$400	\$4,000	0.00 / 90.00 / 10.00
Cody - Yellowstone Regional Airport	ACO025B	Rehabilitate and Expand Commercial Terminal	Airport Enhancement and Planning	70	\$2,053,138	\$64,836	\$43,223	\$2,161,197	95.00 / 3.00 / 2.00
Worland Municipal Airport	AWR004A	Seal Coat and Mark Pavements	Security, Maintenance	69	\$0	\$253,800	\$28,200	\$282,000	0.00 / 90.00 / 10.00
Casper - Natrona County International Airport	ACP026C	Rehab Access Road and associated work	Security, Maintenance	68	\$866,636	\$34,665	\$23,111	\$924,412	93.75 / 3.75 / 2.50
Gillette - Northeast Wyoming Regional Airport	AGC021A	Acquire SRE, Broom	Safety	68	\$773,565	\$30,943	\$20,628	\$825,136	93.75 / 3.75 / 2.50
Greybull - South Big Horn County Airport	AGE004A	Seal Coat and Mark Pavements	Security, Maintenance	68	\$0	\$256,500	\$28,500	\$285,000	0.00 / 90.00 / 10.00
Jackson Hole Airport *	AJA025A	Terminal Improvements, TSA Screening Area; construction and associated work *	Security, Maintenance	68	\$4,375,980	\$175,039	\$116,693	\$4,667,712	93.75 / 3.75 / 2.50
Buffalo - Johnson County Airport	ABY013A	Replace Runway 31 REILS and associated work	Safety	67	\$0	\$76,500	\$8,500	\$85,000	0.00 / 90.00 / 10.00
Gillette - Northeast Wyoming Regional Airport	AGC014A	Rehabilitate GA Apron and associated work	Security, Maintenance	67	\$891,732	\$35,669	\$23,780	\$951,181	93.75 / 3.75 / 2.50
Laramie Regional Airport	ALA012A	Acquire ARFF Vehicle	Safety	67	\$927,963	\$29,274	\$19,536	\$976,773	95.00 / 3.00 / 2.00
Powell Municipal Airport	APO004A	Seal Coat and Mark Pavements	Security, Maintenance	67	\$0	\$148,500	\$16,500	\$165,000	0.00 / 90.00 / 10.00
Lander - Hunt Field	ALN011A	Acquire SRE	Safety	66	\$324,939	\$21,663	\$14,442	\$361,044	90.00 / 6.00 / 4.00
Cheyenne Regional Airport - Jerry Olson Field	ACY026A	Install Passenger Boarding Bridge and associated work	Safety	65	\$2,021,652	\$80,866	\$53,911	\$2,156,429	93.75 / 3.75 / 2.50
Cowley - North Big Horn County Airport	AU6003A	Seal Coat and Mark Pavements	Security, Maintenance	65	\$0	\$99,900	\$11,100	\$111,000	0.00 / 90.00 / 10.00
Gillette - Northeast Wyoming Regional Airport	AGC026X	Replace ILS and associated work	Security, Maintenance	65	\$0	\$58,124	\$14,532	\$72,656	0.00 / 80.00 / 20.00
Lander - Hunt Field	ALN004A	Seal Coat and Mark Pavements	Security, Maintenance	65	\$0	\$154,800	\$17,200	\$172,000	0.00 / 90.00 / 10.00

Note: This document represents the state funding plan for airports as approved by the Wyoming Aeronautics Commission. It does not imply guarantee of funding from federal, state, or local sources. All approved amounts represent the maximum available for the grant. Additional Commission approval is required for all amount increases or changes in scope.

Note: Project(s) with asterisk (*) indicates non-budgeted value for Federal amount

Note: Original FY2023 projects were approved by the Wyoming Aeronautics Commission on March 15, 2022 unless otherwise noted on a Modification report and will have there own associated date.

Wyoming Aviation Capital Improvement Program

Airport Projects

Airport Name	State Project Number	Project Description	Purpose of Project	State Priority Rating (PRM)	Federal	State	Local	Total	Match (F/S/L)
Thermopolis - Hot Springs County Airport	AHS010A	Seal Coat and Mark Pavements	Security, Maintenance	65	\$0	\$180,000	\$20,000	\$200,000	0.00 / 90.00 / 10.00
Casper - Natrona County International Airport	ACP039B	Air Traffic Control Tower: Construction and associated work. Subject to the award of IJJA Airport Terminal Funds.	Safety	64	\$0	\$450,000	\$50,000	\$500,000	0.00 / 90.00 / 10.00
Rock Springs - Southwest Wyoming Regional Airport	ARK019A	Conduct Planning Study, Master Plan	Airport Enhancement and Planning	63	\$855,748	\$34,230	\$22,820	\$912,798	93.75 / 3.75 / 2.50
Casper - Natrona County International Airport	ACP018A	Repair Terminal Roof, Area D and C over IT room	Security, Maintenance	61	\$0	\$58,800	\$14,700	\$73,500	0.00 / 80.00 / 20.00
Fort Bridger Airport	AFB014B	Reconstruct Apron: Design, Construction, and Associated Work	Security, Maintenance	61	\$586,788	\$39,119	\$26,080	\$651,987	90.00 / 6.00 / 4.00
Fort Bridger Airport	AFB014C	Reconstruct TW A and SE Apron: Design, Construction, and Associated Work	Security, Maintenance	61	\$223,000	\$14,867	\$9,911	\$247,778	90.00 / 6.00 / 4.00
Riverton - Central Wyoming Regional Airport	ARI008A	Conduct Planning Study, Master Plan	Airport Enhancement and Planning	61	\$501,069	\$20,043	\$13,362	\$534,474	93.75 / 3.75 / 2.50
Casper - Natrona County International Airport	ACP001E	Conduct ARFF Training	Safety	59	\$0	\$54,000	\$6,000	\$60,000	0.00 / 90.00 / 10.00
Rawlins Municipal Airport - Harvey Field	ARW002A	Construct GA Terminal Building: Design, Construction, and Associated Work	Airport Enhancement and Planning	59	\$193,097	\$12,873	\$8,582	\$214,552	90.00 / 6.00 / 4.00
Rawlins Municipal Airport - Harvey Field	ARW002B	Construct GA Terminal Building, and associated work.	Airport Enhancement and Planning	59	\$573,379	\$38,225	\$25,484	\$637,088	90.00 / 6.00 / 4.00
Sheridan County Airport	ASH026E	Expand and Rehabilitate Terminal Building, acquire AFFF testing equipment, construct RW 33 PAPI & REIL, and associated work.	Airport Enhancement and Planning	59	\$968,236	\$38,730	\$25,820	\$1,032,786	93.75 / 3.75 / 2.50

Note: This document represents the state funding plan for airports as approved by the Wyoming Aeronautics Commission. It does not imply guarantee of funding from federal, state, or local sources. All approved amounts represent the maximum available for the grant. Additional Commission approval is required for all amount increases or changes in scope.

Note: Project(s) with asterisk (*) indicates non-budgeted value for Federal amount

Note: Original FY2023 projects were approved by the Wyoming Aeronautics Commission on March 15, 2022 unless otherwise noted on a Modification report and will have their own associated date.

Wyoming Aviation Capital Improvement Program

Airport Projects

Airport Name	State Project Number	Project Description	Purpose of Project	State Priority Rating (PRM)	Federal	State	Local	Total	Match (F/S/L)
Cowley - North Big Horn County Airport	AU6021A	Construct Pilot's Lounge: Design	Airport Enhancement and Planning	56	\$61,499	\$4,100	\$2,733	\$68,332	90.00 / 6.00 / 4.00
Evanston - Uinta County Airport - Burns Field	AEV005A	Conduct Planning Study, Master Plan	Airport Enhancement and Planning	56	\$186,392	\$12,425	\$8,284	\$207,101	90.00 / 6.00 / 4.00
Evanston - Uinta County Airport - Burns Field	AEV005B	Conduct Planning Study, Master Plan	Airport Enhancement and Planning	56	\$255,000	\$17,000	\$11,334	\$283,334	90.00 / 6.00 / 4.00
Greybull - South Big Horn County Airport	AGE006A	Conduct Planning Study, Master Plan	Airport Enhancement and Planning	56	\$306,162	\$20,411	\$13,607	\$340,180	90.00 / 6.00 / 4.00
Pinedale - Ralph Wenz Field	APN009A	Acquire SRE (Loader)	Safety	56	\$0	\$314,196	\$104,733	\$418,929	0.00 / 75.00 / 25.00
Powell Municipal Airport	APO003A	Conduct Planning Study, Master Plan and associated work	Airport Enhancement and Planning	55	\$300,227	\$20,015	\$13,343	\$333,585	90.00 / 6.00 / 4.00
Cowley - North Big Horn County Airport	AU6007A	Conduct Planning Study, Master Plan	Airport Enhancement and Planning	49	\$213,975	\$14,265	\$9,510	\$237,750	90.00 / 6.00 / 4.00
Dubois Municipal Airport	ADU003D	Construct Taxilane: Design, Construction, and associated work.	Airport Enhancement and Planning	40	\$223,000	\$14,866	\$9,911	\$247,777	90.00 / 6.00 / 4.00
Cody - Yellowstone Regional Airport	ACO021A	CARES Development funds for the following projects: Construct Rental Car Quick-Turn Around Facility; Install Runway 4/22 Visual Guidance System; Construct General Aviation Taxilanes; Install Hangar		20	\$4,341,494	\$0	\$0	\$4,341,494	100.00 / 0.00 / 0.00
Total					\$68,385,530	\$5,034,432	\$1,707,028	\$75,126,990	
Non-Budgeted Airport Projects Total					(\$7,743,230)	\$0	\$0	(\$7,743,230)	
Budgeted Airport Projects Total					\$60,642,300	\$5,034,432	\$1,707,028	\$67,383,760	
Total Statewide Projects					\$0	\$2,378,208	\$749,550	\$3,127,758	
Total Allocated					\$60,642,300	\$7,412,640	\$2,456,578		

Note: This document represents the state funding plan for airports as approved by the Wyoming Aeronautics Commission. It does not imply guarantee of funding from federal, state, or local sources. All approved amounts represent the maximum available for the grant. Additional Commission approval is required for all amount increases or changes in scope.

Note: Project(s) with asterisk (*) indicates non-budgeted value for Federal amount

Note: Original FY2023 projects were approved by the Wyoming Aeronautics Commission on March 15, 2022 unless otherwise noted on a Modification report and will have their own associated date.

Wyoming Aviation Capital Improvement Program

Airport Projects

Airport Name	State Project Number	Project Description	Purpose of Project	State Priority Rating (PRM)	Federal	State	Local	Total	Match (F/S/L)
Total Available					\$77,377,922	\$9,261,072			
Remaining Balance					\$16,735,622	\$1,848,432			

Note: This document represents the state funding plan for airports as approved by the Wyoming Aeronautics Commission. It does not imply guarantee of funding from federal, state, or local sources. All approved amounts represent the maximum available for the grant. Additional Commission approval is required for all amount increases or changes in scope.

Note: Project(s) with asterisk (*) indicates non-budgeted value for Federal amount

Note: Original FY2023 projects were approved by the Wyoming Aeronautics Commission on March 15, 2022 unless otherwise noted on a Modification report and will have there own associated date.

Wyoming Aviation Capital Improvement Program



STATE OF WYOMING
Wyoming Aviation Capital Improvement Program Modifications
Fiscal Year(s): 2024
08/01/2023 - 08/25/2023

Airport Name	State Project Number	Project Description	State Priority Rating (PRM)	Federal	State	Local	Total	Match (F/S/L)
2024								
Wheatland - Phifer Airfield	AEA006B	Acuire Hangar Land	73	\$0	\$0	\$0	\$0	0.00 / 0.00 / 0.00
		Changed Amount:		\$0	\$150,000	\$16,667	\$166,667	
		Revised Total:		\$0	\$150,000	\$16,667	\$166,667	0.00 / 90.00 / 10.00
Comments								
2) Per sponsor, move from FY23 to FY24.								
Laramie Regional Airport	ALA025A	Acquire SRE, rotary plow	71	\$0	\$0	\$0	\$0	0.00 / 0.00 / 0.00
		Changed Amount:		\$444,085	\$14,024	\$9,349	\$467,458	
		Revised Total:		\$444,085	\$14,024	\$9,349	\$467,458	95.00 / 3.00 / 2.00
Comments								
2) Per FAA, reduce and move funds from FY23 to FY24.								
Wheatland - Phifer Airfield	AEA020A	Acquire SRE, snow plow with carrier vehicle.	63	\$0	\$0	\$0	\$0	0.00 / 0.00 / 0.00
		Changed Amount:		\$463,000	\$30,867	\$20,578	\$514,445	
		Revised Total:		\$463,000	\$30,867	\$20,578	\$514,445	90.00 / 6.00 / 4.00
Comments								
2) Per FAA and Sponsor request, increase and move funds from FY23 to FY24.								
Casper - Natrona County International Airport	ACP019A	Repair Terminal Roof, Area C and Additional Area	61	\$0	\$0	\$0	\$0	0.00 / 0.00 / 0.00
		Changed Amount:		\$0	\$452,000	\$113,000	\$565,000	
		Revised Total:		\$0	\$452,000	\$113,000	\$565,000	0.00 / 80.00 / 20.00
Comments								
2) Per Program Manager, move funds from FY23 to FY24 due to delayed bid opening.								



Airport Name	State Project Number	Project Description	State Priority Rating (PRM)	Federal	State	Local	Total	Match (F/S/L)
Lander - Hunt Field	ALN014A	Upgrade Terminal: Design, Construction, and Associated Work	49	\$0	\$0	\$0	\$0	0.00 / 0.00 / 0.00
Changed Amount:				\$190,000	\$12,667	\$8,444	\$211,111	
Revised Total:				\$190,000	\$12,667	\$8,444	\$211,111	90.00 / 6.00 / 4.00
Comments								
2) Per FAA and Sponsor request, move from FY23 to FY24.								
Lander - Hunt Field	ALN014B	Upgrade Terminal: Design, Construction, and Associated Work	49	\$0	\$0	\$0	\$0	0.00 / 0.00 / 0.00
Changed Amount:				\$78,000	\$0	\$3,467	\$81,467	
Revised Total:				\$78,000	\$5,200	\$3,467	\$86,667	90.00 / 6.00 / 4.00
Comments								
2) Per FAA and Sponsor request, move from FY23 to FY24.								
Jackson Hole Airport*	AJA027A	Expand Stormwater detention and filtration System: Design, Construction, and associated work.	48	\$0	\$0	\$0	\$0	0.00 / 0.00 / 0.00
Changed Amount:				\$3,093,750	\$123,750	\$82,500	\$3,300,000	
Revised Total:				\$3,093,750	\$123,750	\$82,500	\$3,300,000	93.75 / 3.75 / 2.50
Comments								
2) Per FAA, remove ENT and move to FY24.								
Newcastle - Mondell Field	AEC008A	Construct Hangar	41	\$222,607	\$14,840	\$9,894	\$247,341	90.00 / 6.00 / 4.00
Changed Amount:				\$558,098	\$37,207	\$24,804	\$620,109	
Revised Total:				\$780,705	\$52,047	\$34,698	\$867,450	90.00 / 6.00 / 4.00
Comments								
1) Per FAA, increase ENT.								
Total Changed Amount:				\$4,826,933	\$825,715	\$278,809	\$5,931,457	
Non-Budgeted Total:				\$3,093,750	\$0	\$278,809	\$3,372,559	
Modification Total:				\$1,733,183	\$825,715	\$0	\$2,558,898	

Wyoming Aviation Capital Improvement Program Reconciliation, Fiscal Year(s): 2024, 08/01/2023 - 08/25/2023



Note: This document represents the state funding plan for airports as approved by the Wyoming Aeronautics Commission. Amounts on this report do not imply a guarantee of funding from federal, state, or local sources. Project(s) with asterisk (*) indicates non-budgeted value for Federal amount. Although decreases are included in this report, they do not require commission approval, and are only included for balancing purposes. All approved amounts represent the maximum available for the grant.

Note: Nonstandard Matches will be highlighted in red



STATE OF WYOMING
Wyoming Aviation Capital Improvement Program
FY 2024 Budget

Available Budgets			
Program Identifier	Federal	State	Local
Federal Discretionary	\$6,112,500	\$0	\$0
Federal State Apportionment	\$3,500,000	\$0	\$0
Federal Entitlement	\$13,000,000	\$0	\$0
State Transportation Fund	\$0	\$8,744,004	\$0
Statewide Programs	\$0	\$522,500	\$350,500
Crack Seal (GMP)	\$0	\$1,290,000	\$0
Federal IJJA Funds	\$11,640,933	\$0	\$0
Total	\$34,253,433	\$10,556,504	\$350,500

Statewide Projects			
Program Identifier	Federal	State	Local
Aviation Encouragement	\$0	\$50,000	\$0
Crack Seal (AGMP37A)	\$0	\$1,290,000	\$261,500
Marketing & Promotions	\$0	\$320,000	\$320,000
Mountain AWOS	\$0	\$100,000	\$0
NAVAID Maintenance	\$0	\$152,500	\$30,500
Total	\$0	\$1,912,500	\$612,000

Note: This document represents the state funding plan for airports as approved by the Wyoming Aeronautics Commission. It does not imply guarantee of funding from federal, state, or local sources. All approved amounts represent the maximum available for the grant. Additional Commission approval is required for all amount increases or changes in scope.

Note: Project(s) with asterisk (*) indicates non-budgeted value for Federal amount

Note: Original FY2024 projects were approved by the Wyoming Aeronautics Commission on March 14, 2023 unless otherwise noted on a Modification report and will have there own associated date.

Airport Projects

Airport Name	State Project Number	Project Description	Purpose of Project	State Priority Rating (PRM)	Federal	State	Local	Total	Match (F/S/L)
Gillette - Northeast Wyoming Regional Airport	AGC011B	Rehabilitate RW 16/34 and RW 3	Security, Maintenance	87	\$1,000,000	\$40,000	\$26,667	\$1,066,667	93.75 / 3.75 / 2.50
Jackson Hole Airport *	AJA024C	Rehabilitate Taxiway A - North, Deice Pad Improvements, and Bypass Taxiway; and associated work. *	Security, Maintenance	84	\$3,376,980	\$135,079	\$90,053	\$3,602,112	93.75 / 3.75 / 2.50
Jackson Hole Airport *	AJA024D	Rehabilitate Taxiway A - North, Deice Pad Improvements, and Bypass Taxiway; and associated work. *	Security, Maintenance	84	\$13,000,000	\$520,000	\$346,667	\$13,866,667	93.75 / 3.75 / 2.50
Laramie Regional Airport	ALA015B	Rehabilitate TW A	Security, Maintenance	80	\$5,500,000	\$173,684	\$115,789	\$5,789,473	95.00 / 3.00 / 2.00
Laramie Regional Airport	ALA015C	Reconstruct Commercial Apron and associated work	Security, Maintenance	80	\$1,000,000	\$31,579	\$21,053	\$1,052,632	95.00 / 3.00 / 2.00
Casper - Natrona County International Airport	ACP040A	Rehabilitate TW A and associated work	Security, Maintenance	77	\$1,175,000	\$47,000	\$31,333	\$1,253,333	93.75 / 3.75 / 2.50
Worland Municipal Airport	AWR005A	Rehabilitate TW A and Construct Taxilane D	Security, Maintenance	76	\$2,300,000	\$153,333	\$102,222	\$2,555,555	90.00 / 6.00 / 4.00
Casper - Natrona County International Airport	ACP020A	Seal Coat and Mark Pavements	Security, Maintenance	75	\$0	\$1,000,000	\$111,111	\$1,111,111	0.00 / 90.00 / 10.00
Rock Springs - Southwest Wyoming Regional Airport	ARK006B	Rehabilitate Lighting, RW 3/21 and TW; and associated work	Safety	75	\$1,000,000	\$40,000	\$26,667	\$1,066,667	93.75 / 3.75 / 2.50
Rock Springs - Southwest Wyoming Regional Airport	ARK006C	Rehabilitate Lighting, RW 3/21 and TW; and associated work	Safety	75	\$0	\$300,000	\$33,333	\$333,333	0.00 / 90.00 / 10.00
Wheatland - Phifer Airfield	AEA006B	Acuire Hangar Land	Safety	73	\$0	\$150,000	\$16,667	\$166,667	0.00 / 90.00 / 10.00
Douglas - Converse County Airport	ADG007A	Seal Coat and Mark Pavements	Security, Maintenance	72	\$0	\$247,500	\$27,500	\$275,000	0.00 / 90.00 / 10.00
Rock Springs - Southwest Wyoming Regional Airport	ARK018A	Acquire SRE (Broom)	Safety	72	\$0	\$450,000	\$150,000	\$600,000	0.00 / 75.00 / 25.00
Laramie Regional Airport	ALA025A	Acquire SRE, rotary plow	Safety	71	\$444,085	\$14,024	\$9,349	\$467,458	95.00 / 3.00 / 2.00

Note: This document represents the state funding plan for airports as approved by the Wyoming Aeronautics Commission. It does not imply guarantee of funding from federal, state, or local sources. All approved amounts represent the maximum available for the grant. Additional Commission approval is required for all amount increases or changes in scope.

Note: Project(s) with asterisk (*) indicates non-budgeted value for Federal amount

Note: Original FY2024 projects were approved by the Wyoming Aeronautics Commission on March 14, 2023 unless otherwise noted on a Modification report and will have there own associated date.

Wyoming Aviation Capital Improvement Program

Airport Projects

Airport Name	State Project Number	Project Description	Purpose of Project	State Priority Rating (PRM)	Federal	State	Local	Total	Match (F/S/L)
Buffalo - Johnson County Airport	ABY007A	Seal Coat and Mark Pavements	Security, Maintenance	70	\$0	\$190,000	\$21,111	\$211,111	0.00 / 90.00 / 10.00
Pinedale - Ralph Wenz Field	APN031A	Rehab S GA Apron	Security, Maintenance	70	\$1,240,000	\$82,667	\$55,111	\$1,377,778	90.00 / 6.00 / 4.00
Riverton - Central Wyoming Regional Airport	ARI007B	Rehabilitate North GA Apron: Design, Construction, and associated work	Security, Maintenance	69	\$1,004,482	\$40,179	\$26,786	\$1,071,447	93.75 / 3.75 / 2.50
Riverton - Central Wyoming Regional Airport	ARI007C	Rehabilitate North GA Apron: Design, Construction, and associated work	Security, Maintenance	69	\$1,000,000	\$40,000	\$26,667	\$1,066,667	93.75 / 3.75 / 2.50
Sheridan County Airport	ASH012A	Relocate East End TW A, A-2	Safety	69	\$600,000	\$24,000	\$16,000	\$640,000	93.75 / 3.75 / 2.50
Lusk Municipal Airport	ALS014A	Rehabilitate Security Fence and associated work	Safety	68	\$110,000	\$7,333	\$4,889	\$122,222	90.00 / 6.00 / 4.00
Dubois Municipal Airport	ADU022A	Automatic Vehicle Gate Replacement and Associated Work	Security, Maintenance	67	\$110,000	\$7,333	\$4,889	\$122,222	90.00 / 6.00 / 4.00
Jackson Hole Airport	AJA012A	Acquire ARFF Truck	Safety	67	\$0	\$1,000,000	\$111,111	\$1,111,111	0.00 / 90.00 / 10.00
Wheatland - Phifer Airfield	AEA002A	Reconstruct GA Apron: design, construction, and associated work	Security, Maintenance	67	\$800,000	\$53,333	\$35,556	\$888,889	90.00 / 6.00 / 4.00
Buffalo - Johnson County Airport	ABY009A	Rehabilitate Apron	Security, Maintenance	66	\$300,000	\$20,000	\$13,334	\$333,334	90.00 / 6.00 / 4.00
Buffalo - Johnson County Airport	ABY009B	Rehabilitate Apron and associated work	Security, Maintenance	66	\$387,252	\$25,817	\$17,211	\$430,280	90.00 / 6.00 / 4.00
Wheatland - Phifer Airfield	AEA020A	Acquire SRE, snow plow with carrier vehicle.	Safety	63	\$463,000	\$30,867	\$20,578	\$514,445	90.00 / 6.00 / 4.00
Hulett Municipal Airport	AW4022A	Rehabilitate Taxiway A - Design & Phase 1	Security, Maintenance	62	\$600,000	\$40,000	\$26,667	\$666,667	90.00 / 6.00 / 4.00
Newcastle - Mondell Field	AEC007A	Seal Coat and Mark Pavements	Security, Maintenance	62	\$0	\$180,000	\$20,000	\$200,000	0.00 / 90.00 / 10.00
Casper - Natrona County International Airport	ACP019A	Repair Terminal Roof, Area C and Additional Area	Security, Maintenance	61	\$0	\$452,000	\$113,000	\$565,000	0.00 / 80.00 / 20.00
Dubois Municipal Airport	ADU005A	Conduct Planning Study, Master Plan	Airport Enhancement and Planning	61	\$300,000	\$20,000	\$13,333	\$333,333	90.00 / 6.00 / 4.00

Note: This document represents the state funding plan for airports as approved by the Wyoming Aeronautics Commission. It does not imply guarantee of funding from federal, state, or local sources. All approved amounts represent the maximum available for the grant. Additional Commission approval is required for all amount increases or changes in scope.

Note: Project(s) with asterisk (*) indicates non-budgeted value for Federal amount

Note: Original FY2024 projects were approved by the Wyoming Aeronautics Commission on March 14, 2023 unless otherwise noted on a Modification report and will have there own associated date.

Wyoming Aviation Capital Improvement Program

Airport Projects

Airport Name	State Project Number	Project Description	Purpose of Project	State Priority Rating (PRM)	Federal	State	Local	Total	Match (F/S/L)
Lusk Municipal Airport	ALS005A	Seal Coat and Mark Pavements	Security, Maintenance	61	\$0	\$180,000	\$20,000	\$200,000	0.00 / 90.00 / 10.00
Pine Bluffs Municipal Airport	A82017A	Replace AWOS	Safety	61	\$330,000	\$22,000	\$14,667	\$366,667	90.00 / 6.00 / 4.00
Cheyenne Regional Airport - Jerry Olson Field	ACY027A	Conduct Planning Study, Master Plan	Airport Enhancement and Planning	60	\$675,000	\$27,000	\$18,000	\$720,000	93.75 / 3.75 / 2.50
Hulett Municipal Airport	AW4008A	Seal Coat and Mark Pavements	Security, Maintenance	60	\$0	\$262,440	\$29,160	\$291,600	0.00 / 90.00 / 10.00
Casper - Natrona County International Airport	ACP001F	Conduct ARFF Training	Safety	59	\$0	\$54,000	\$6,000	\$60,000	0.00 / 90.00 / 10.00
Cheyenne Regional Airport - Jerry Olson Field	ACY002A	Acquire SRE, Blower	Safety	59	\$1,000,000	\$40,000	\$26,667	\$1,066,667	93.75 / 3.75 / 2.50
Gillette - Northeast Wyoming Regional Airport	AGC015A	Mark Pavements	Security, Maintenance	59	\$0	\$270,000	\$30,000	\$300,000	0.00 / 90.00 / 10.00
Sheridan County Airport	ASH030A	Expand GA Apron: design, construction, and associated work	Airport Enhancement and Planning	58	\$1,400,000	\$56,000	\$37,333	\$1,493,333	93.75 / 3.75 / 2.50
Sheridan County Airport	ASH030B	Expand GA Apron, and associated work.	Airport Enhancement and Planning	58	\$1,007,095	\$40,284	\$26,856	\$1,074,235	93.75 / 3.75 / 2.50
Saratoga - Shively Field	ASA019A	Conduct Planning Study, Master Plan	Airport Enhancement and Planning	57	\$198,244	\$13,216	\$8,811	\$220,271	90.00 / 6.00 / 4.00
Saratoga - Shively Field	ASA019B	Conduct Planning Study, Master Plan	Airport Enhancement and Planning	57	\$226,000	\$15,067	\$10,044	\$251,111	90.00 / 6.00 / 4.00
Casper - Natrona County International Airport	ACP038A	Expand SRE Building and associated work	Safety	56	\$1,335,665	\$89,044	\$59,363	\$1,484,072	90.00 / 6.00 / 4.00
Cowley - North Big Horn County Airport	AU6021B	Construct Pilots Lounge: Construction and Associated Work	Airport Enhancement and Planning	56	\$161,500	\$10,767	\$7,178	\$179,445	90.00 / 6.00 / 4.00
Big Piney - Miley Memorial Field	ABP005E	Reconstruct W Apron and Rehabilitate S Apron: Geotechnical Investigation, Design, and Associated Work	Security, Maintenance	55	\$0	\$80,000	\$20,000	\$100,000	0.00 / 80.00 / 20.00

Note: This document represents the state funding plan for airports as approved by the Wyoming Aeronautics Commission. It does not imply guarantee of funding from federal, state, or local sources. All approved amounts represent the maximum available for the grant. Additional Commission approval is required for all amount increases or changes in scope.

Note: Project(s) with asterisk (*) indicates non-budgeted value for Federal amount

Note: Original FY2024 projects were approved by the Wyoming Aeronautics Commission on March 14, 2023 unless otherwise noted on a Modification report and will have there own associated date.

Wyoming Aviation Capital Improvement Program

Airport Projects

Airport Name	State Project Number	Project Description	Purpose of Project	State Priority Rating (PRM)	Federal	State	Local	Total	Match (F/S/L)
Dixon Airport - Carbon County	ADW009A	Acquire Hangars, Remove North Apron; and associated work.	Safety	55	\$210,900	\$14,060	\$9,373	\$234,333	90.00 / 6.00 / 4.00
Dixon Airport - Carbon County	ADW009B	Acquire Hangars, Remove North Apron; and associate work.	Safety	55	\$243,600	\$16,240	\$10,827	\$270,667	90.00 / 6.00 / 4.00
Gillette - Northeast Wyoming Regional Airport	AGC044A	Construct South Side Hangar Development Taxilane and associated work.	Airport Enhancement and Planning	55	\$2,165,190	\$86,608	\$57,738	\$2,309,536	93.75 / 3.75 / 2.50
Afton - Lincoln County Municipal Airport	AAF025A	Construct Hangar Taxilane and associated work	Airport Enhancement and Planning	54	\$150,000	\$10,000	\$6,667	\$166,667	90.00 / 6.00 / 4.00
Cody - Yellowstone Regional Airport	ACO035A	Extend TW B, Design, Construction, and associated work	Airport Enhancement and Planning	51	\$1,026,409	\$41,056	\$27,371	\$1,094,836	93.75 / 3.75 / 2.50
Cody - Yellowstone Regional Airport	ACO030A	Expand GA Apron West End and associated work	Airport Enhancement and Planning	50	\$1,000,000	\$31,579	\$21,053	\$1,052,632	95.00 / 3.00 / 2.00
Cody - Yellowstone Regional Airport	ACO030B	Expand GA Apron West End; and associated work	Airport Enhancement and Planning	50	\$1,026,729	\$32,423	\$21,615	\$1,080,767	95.00 / 3.00 / 2.00
Lander - Hunt Field	ALN014A	Upgrade Terminal: Design, Construction, and Associated Work	Airport Enhancement and Planning	49	\$190,000	\$12,667	\$8,444	\$211,111	90.00 / 6.00 / 4.00
Lander - Hunt Field	ALN014B	Upgrade Terminal: Design, Construction, and Associated Work	Airport Enhancement and Planning	49	\$78,000	\$5,200	\$3,467	\$86,667	90.00 / 6.00 / 4.00
Jackson Hole Airport *	AJA027A	Expand Stormwater detention and filtration System: Design, Construction, and associated work. *	Airport Enhancement and Planning	48	\$3,093,750	\$123,750	\$82,500	\$3,300,000	93.75 / 3.75 / 2.50
Newcastle - Mondell Field	AEC008A	Construct Hangar	Airport Enhancement and Planning	41	\$780,705	\$52,047	\$34,698	\$867,450	90.00 / 6.00 / 4.00
Newcastle - Mondell Field	AEC008B	Construct Hangar	Airport Enhancement and Planning	41	\$220,000	\$14,667	\$9,778	\$244,445	90.00 / 6.00 / 4.00
Kemmerer Municipal Airport	AEM025A	Construct Hangar Taxilanes and Relocate Taxilane B	Airport Enhancement and Planning	38	\$108,855	\$7,257	\$4,838	\$120,950	90.00 / 6.00 / 4.00

Note: This document represents the state funding plan for airports as approved by the Wyoming Aeronautics Commission. It does not imply guarantee of funding from federal, state, or local sources. All approved amounts represent the maximum available for the grant. Additional Commission approval is required for all amount increases or changes in scope.

Note: Project(s) with asterisk (*) indicates non-budgeted value for Federal amount

Note: Original FY2024 projects were approved by the Wyoming Aeronautics Commission on March 14, 2023 unless otherwise noted on a Modification report and will have there own associated date.

Wyoming Aviation Capital Improvement Program

Airport Projects

Airport Name	State Project Number	Project Description	Purpose of Project	State Priority Rating (PRM)	Federal	State	Local	Total	Match (F/S/L)
Thermopolis - Hot Springs County Airport	AHS023B	Construct County Hangar	Airport Enhancement and Planning	36	\$416,381	\$27,759	\$18,506	\$462,646	90.00 / 6.00 / 4.00
Thermopolis - Hot Springs County Airport	AHS023C	Construct County Hangar	Airport Enhancement and Planning	36	\$330,000	\$22,000	\$14,667	\$366,667	90.00 / 6.00 / 4.00
Total					\$53,084,822	\$7,172,859	\$2,280,275	\$62,537,956	
Non-Budgeted Airport Projects Total					(\$19,470,730)	\$0	\$0	(\$19,470,730)	
Budgeted Airport Projects Total					\$33,614,092	\$7,172,859	\$2,280,275	\$43,067,226	
Total Statewide Projects					\$0	\$1,912,500	\$612,000	\$2,524,500	
Total Allocated					\$33,614,092	\$9,085,359	\$2,892,275		
Total Available					\$34,253,433	\$10,556,504			
Remaining Balance					\$639,341	\$1,471,145			

Note: This document represents the state funding plan for airports as approved by the Wyoming Aeronautics Commission. It does not imply guarantee of funding from federal, state, or local sources. All approved amounts represent the maximum available for the grant. Additional Commission approval is required for all amount increases or changes in scope.

Note: Project(s) with asterisk (*) indicates non-budgeted value for Federal amount

Note: Original FY2024 projects were approved by the Wyoming Aeronautics Commission on March 14, 2023 unless otherwise noted on a Modification report and will have there own associated date.



WYOMING Aeronautics Commission

DEPARTMENT OF TRANSPORTATION

5300 Bishop Boulevard
Cheyenne, Wyoming 82009-3340

Bruce McCormack, Chairman
(307) 777-4015



PROJECT STATUS REPORT

ENGINEERING: Phillip Hearn

Statewide & General Engineering Projects:

2024 Crack Seal Project: This project is in design. MP

2023 Seal Coat Project: Construction is underway. MP

2023 5010 Inspections: Inspections are complete for this fiscal year. All inspections were conducted in the eastern third of the state this year. GH

WACIP Equipment, Design & Construction Projects:

Afton – Pivot Gate and REILs: Construction is underway with projected completion in late-August 2023. TD

Buffalo – Replace RW 31 REILs: Project was awarded mid-May to Scott Brothers, Inc. Waiting on parts. MP

Casper – Access Road: Second phase of construction is complete pending minor punch list items. TD

Casper – Lighting Project TW B & C: Project construction has recommenced after winter, but placed on temporary shut down until generator is delivered, in or around August 2023. TD

Casper – Repair Terminal Roof, Area “C”: Design near completion with bid opening on Sept 20, 2023. TD

Casper – Rehab RW 8/26, lighting, PAPI, and wind sock: Bids were received and funding is being coordinated between FAA and sponsor for eligible areas. TD

Cheyenne – Reconstruct RW 9/27, Phase III: Runway closure anticipated April 4, 2023 through September 15, 2023. Contractor has caught up from the previous delays and projects to be complete on time. TD

Cheyenne – Pedestrian Bridge: Bids opened August 14, 2023 with Recommendation of Award pending. TD

Cody – Approach Lighting: This is part of the larger CARES Development project using the CARES money

awarded to Cody. The approach project low bidder was Modern Electric and construction is nearing completion. There has been another delay - this time with the lamp holders. Hoping to complete a flight check soon. MP

Cody – Terminal Expansion: A portion of the terminal expansion project is funded with CARES money; the rest is using entitlements and IJJA. The substantial completion walkthrough was August 8th. MP

Cowley – Pilot’s Lounge: This project had to be re-worked based on eligibility concerns; the final plans and specs should be available for review soon. It will then go out to bid. MP

Cowley – Runway 9/27 Geotech: This project is in the early stages. Geotech for an upcoming rehabilitation is scheduled for 2025. MP

Dubois – Apron Expansion, Fence, & Electrical Extension: Construction began July 17th and is underway. Recent work includes finalizing the underdrain installation, P-208 grading, and installation of cleanouts. MP

Douglas – Acquire SRE: Notice to Proceed was issued on August 8, 2022 to Floyd’s Truck Center of Gillette, WY. The contract amount is \$279,991. Expected delivery is late 2023. GH

Douglas – Backup Generator: Notice to Proceed was submitted and tentative generator delivery is October 2, 2023. TD

Douglas – Rehab r/w 11/29 and Remove Direct Access from Apron to r/w: Project was rebid due to high costs. Bidding was reopened and the sponsor will award only schedule 1, to be constructed in the spring of 2024. TD

Fort Bridger – Reconstruct Taxi A and SE Apron: Construction started and anticipated completion is scheduled for mid-September 2023. TD

Gillette – Construct GA Terminal Building: Schedule 1 and 2 substantial completion certificates issued. The airport has received a certificate of occupancy for the new GA terminal and the final inspection has occurred. The

PROJECT STATUS REPORT – SEPTEMBER 2023

airport signed an agreement with a new Fixed Base Operator (FBO). This has delayed the demolition of the existing building, phase 3 of contract. The contractor has agreed to the delay. Demolition of the old building will occur late this summer. MP

Gillette – Rehabilitate Runway 16/34 and 3/21, Design: The geotech and design/investigation stage of this project are underway and we have received the study findings. Asphalt overlay is the anticipated path forward. Design is scheduled for 2024 and construction is anticipated for 2025. MP

Gillette – Rehabilitate Apron: This project was awarded to Powder River. MP

Gillette – Acquire SRE: Project was awarded to Wyoming Machinery in the amount of \$342,930, with an expected delivery date of fall 2023. GH

Gillette – Acquire Dedicated Broom: Project will acquire a dedicated broom. Award was issued to M-B Companies on May 18th with a winning bid of \$791,637. Expected delivery is August 2024. GH

Jackson – Rehabilitate and Expand Deice Pad, TW A, and TW Bypass: Construction is underway. Recent work includes utility trenching, utility installation, waterline installation, and P-152 grading. Contract was awarded to Knife River. MP

Jackson - Stormwater Detention Expansion: A pre-design meeting was held July 28th. Design is underway for 2024 bid and construction. Funding is being pushed back to FY24. MP

Jackson – Acquire Rubber Removal Truck: Project was awarded to Waterblasting, LLC (Hog Technologies) for the bid amount of \$666,588. Expected delivery is October 2023. GH

Jackson – Acquire ARFF Truck: Project will acquire a class 5 / 3,000 gallon ARFF vehicle. Award was made to Rosenbauer with a total bid of \$928,515. Expected delivery is spring of 2024. GH

Kemmerer – Acquire Mowing Equipment: Project will acquire a utility tractor and mower attachment. The project has been awarded to Stotz Equipment of Evansville, WY in the bid amount of \$98,900. Equipment is expected to be delivered by early spring 2024. GH

Lander – Acquire SRE: Project will acquire a loader and bucket. Bid was awarded to Honnen Equipment Co. in the amount of \$321,468.05. Notice to Proceed was issued and expected delivery is February 2024. GH

Laramie – TW C Replace Signs and Lights: Construction is complete and final reports are pending. TD

Laramie – Replace Runway and Taxiway edge lights, Replace Airfield NAVAIDS: Construction to start in early September. TD

Laramie - Acquire ARFF Vehicle: Project has been awarded to Oshkosh Airport Products for the bid amount of \$894,280. Expected delivery is fall of 2024. GH

Lusk - Acquire Plow Truck: Bid was awarded to Jack's Truck Center of Gillette, WY for a total bid amount of \$324,223. Expected delivery is September 2024. GH

Newcastle – Construct Hangar: This project was moved to 2024 because of recent, unfavorable bid openings at other airports for hangars. The sponsor is considering swapping to box hangars instead of the anticipated T-hangars. MP

Pinedale - Acquire SRE: Project will acquire a loader and attachments to include a bucket and plow. Project has been awarded to Tri-State Truck and Equipment with a bid of \$383,804. Expected delivery is summer of 2024. GH

Rawlins – Acquire Mowing Equipment: Project will acquire a small farm type tractor and pull mower deck. Bid was awarded to Stotz Equipment in the amount of \$121,400. Expected delivery is November 2023. GH

Rawlins – Construct GA Terminal Building: Bids received and pending award from sponsor. TD

Riverton - Acquire Loader and Snow Blower: Project has been awarded to Honnen Equipment Company for the bid amount of \$865,858. Expected delivery is fall of 2024. GH

Riverton - Rehab T/W A, D, and C1: Construction started and Phase I of III now underway. Anticipated completion in late October. TD

Rock Springs – Construct SRE Building: Substantial completion is complete and final construction reports are pending. TD



Mark Gordon
Governor

5300 Bishop Boulevard
Cheyenne, Wyoming 82009-3340

Bruce McCormack, Chairman
(307) 777-4015

Darin J. Westby, P.E.
Director

PROJECT STATUS REPORT

Rock Springs – Rehab r/w 3/21 and t/w lighting: Design is underway. TD

Rock Springs – Rehabilitate & Expand Commercial Terminal: Construction is approximately 51% complete. Work is suspended. MP

Sheridan – Acquire SRE: Award was made June 21, 2022 in the amount of \$305,893 to Jack’s Truck Center of Gillette, WY. Expected delivery is fall of 2023. GH

Sheridan – Expand Commercial Terminal Baggage, Upgrade PAPIs, and Acquire AFFF Testing System: A certificate of occupancy has been issued for the terminal. Contractor is working on final punch-list items as they wait for interior metal paneling to arrive. Flight check passed for PAPI/REIL - construction is complete on that portion. MP

Torrington- Construct Papi, REILs, Beacon, and Electrical Vault: Bid was awarded to WJR Inc. Construction to commence spring of 2024 TD

Thermopolis – Construct County Hangar: This project was in the early design stages but is being pushed to 2024 because of the timing of IJA fund availability. MP

Wheatland – Acquire SRE, Snow Plow with Carrier Vehicle: Project is going to have to be repackaged and bid again. All related funding has been moved to 2024. GH

PLANNING: A.J. Schutzman

Airport Planning, Land & Environmental Projects:

Cowley – Master Plan: Consultant selection is complete and scope of work has been approved. Federal and state grants have been issued. AS

Dixon – Master Plan: Project is at 100% completion. Master Plan narrative and Airport Layout Plan are complete pending signatures. ST

Evanston – Master Plan: Consultant selection is complete and scope of work has been approved. One set of federal and state grants have been issued. Awaiting federal companion grant to issue final state grant. AS

Greybull – Master Plan: Consultant selection is complete and scope of work has been approved. Federal and state grants have been issued. AS

Laramie – Master Plan: Project is 35% complete. Inventory and Forecast have been reviewed and approved by WYDOT. ST

Pinedale – Master Plan: Forecast has been reviewed and approved by WYDOT. The project is 38% complete. AS

Powell – Master Plan: Consultant selection is complete. ST

Riverton – Master Plan: Consultant selection is complete and scope of work has been approved. Federal and state grants have been issued. AS

Rock Springs – Master Plan: Work has begun on the inventory and pavement study is nearly complete. The project is 35% complete. AS

Thermopolis – Master Plan: Narrative and Airport Layout Plan have been reviewed by WYDOT and is out for final signatures. The project is 93% complete. ST

Saratoga – Master Plan: Consultant selection is complete and scope of work has been approved. A project kickoff meeting was held the second week of August. AS

Upton – Master Plan: Narrative and Airport Layout Plan have been submitted and reviewed, and ALP set is currently out for final signatures. The project is 88% complete. ST

Wheatland – Acquire Hangar Land: Properties are under contract. Awaiting federal grant. AS

AIR SERVICE: Mariah Johnson

Air Service Enhancement Program (ASEP):

Cheyenne – ASCYS06: Once to twice daily flights to Denver Intl Airport on United Express operated by SkyWest beginning early September through June 30, 2024. The service is scheduled to begin as soon as the runway construction is completed.

Original Scope: Once to twice-daily service to Denver Intl. Airport on United Express operated by SkyWest

Term: Early September 2023 through June 30th, 2024

State Match: \$1,350,000 / 60%

Casper – ASCPR04: Once daily flight to Salt Lake City, UT on Delta Connection operated by SkyWest beginning July 1, 2023 through June 30, 2024. The most recent months saw load factors of 72% in June and 46% in July. The booked load factor for August is 33%. In July, the flight began operating on a CRJ-900, increasing seat capacity to 76, which is the cause for the decreased load factor in July.

Original Scope: Once daily service to Salt Lake City on Delta Connection operated by SkyWest

Term: July 1, 2023 through June 30, 2024

State Match: \$320,000 / 40%

Capacity Purchase Agreement (CPA):

WYDOT recently signed an extension to the CPA contract with SkyWest to continue service to the four CPA markets for another three years. Significant increases in SkyWest’s unit costs have driven a 25%+ increase in block hour rates for the service but the new extension allows for renegotiation of costs each year as we move forward if the situation changes.

Northeast Wyoming Regional Airport-Gillette (GCC): Load factors continue to run in the high 80-90% range, with June at 86% and July at 82%. The booked load factor for August is currently at 63%. SkyWest’s crew-driven flight reductions reduced the market to 12 weekly flights in January 2022 and the market has remained at that level.

Original Scope: Additional 3rd daily roundtrip on peak days, daily during the summer months. Reduced

frequencies were implemented in April 2020 but beginning in June 2021 flights were restored to the original scope of 3 daily and reduced to 2 daily starting in November, falling again to 12 per week in January. Schedules remain at 12 weekly flights through the fall.

Term 1: July 1, 2022 - June 30, 2023

Grant: \$2,660,000 / 60%

Term 2: July 1, 2023 – June 30, 2024

Grant/State Match: \$2,760,000 / 60%

Term 3: July 1, 2024 – June 30, 2025

Grant/State Match: \$2,880,000 / 60%

Southwest Wyoming Regional Airport-Rock Springs (RKS):

Since last fall, load factors have been near or above 80%. June saw a load factor of 68% and increased in July to 72%. The booked load factor for August is at 52%. SkyWest’s crew-driven flight reductions starting in February 2022 had limited the market to one daily trip, however a second flight two days each week was added back to the schedule in May, bringing the total weekly flights to 9.

Original Scope: Two daily roundtrips, 3rd daily

Jun - Aug. Post COVID, the market retained close to daily service up until June 2021 when it increased to double daily. As of February 2022, the market dropped to 1 daily and added a second flight in May to two days each week.

Term 1: July 1, 2022 - June 30, 2023

State Match: \$3,834,000 / 60%

Term 2: July 1, 2023 – June 30, 2024

Grant/State Match: \$3,973,000 / 60%

Term 3: July 1, 2024 – June 30, 2025

Grant/State Match: \$4,134,000 / 60%

Riverton Regional Airport (RIW):

Riverton has seen strong load factors this year, with June at 76% and July slightly under that at 69%. The booked load factor for August is at 52%. In mid-February 2022, the market was dropped to one daily flight as a result of SkyWest crew constraints, however a second flight two days each week was added back to the schedule in May, bringing the total number of weekly flights to 9.

Original Scope: Two daily roundtrips Mar-Dec, one daily Jan-Feb starting January 12, 2020 with second flight on Mon., Thurs., Fri., Sun.



WYOMING Aeronautics Commission

DEPARTMENT OF TRANSPORTATION



Mark Gordon
Governor

5300 Bishop Boulevard
Cheyenne, Wyoming 82009-3340

Bruce McCormack, Chairman
(307) 777-4015

Darin J. Westby, P.E.
Director

PROJECT STATUS REPORT

*Overnight flight tagged with Sheridan (SHR).
Reduced to 1 daily as of February 11th, 2022.*

- Term 1: July 1, 2022 - June 30, 2023
- Grant/State Match: \$3,670,000 / 60%
- Term 2: July 1, 2023 – June 30, 2024
- Grant/State Match: \$3,820,000 / 60%
- Term 3: July 1, 2024 – June 30, 2025
- Grant/State Match: \$3,992,000 / 60%

Sheridan County Airport (SHR): Sheridan continues to see high load factors with June at 88% and July at 85%. The booked load factor for August is at 77%. In early January 2022, the schedule was reduced to 12 flights per week and will be that way through the fall.

Original Scope: Two daily roundtrips starting January 12, 2020. Overnight flight tagged with Riverton (RIW). Reduced to one flight daily for April and five times weekly for May and June. Current schedule has 12 weekly flights.

- Term 1: July 1, 2022 - June 30, 2023
- State Match: \$2,739,000 / 60%
- Term 2: July 1, 2023 – June 30, 2024
- Grant/State Match: \$2,850,000/60%
- Term 3: July 1, 2024 – June 30, 2025
- Grant/State Match: \$2,983,000 / 60%




Mark Gordon
Governor

WYOMING *Aeronautics Commission*

DEPARTMENT OF TRANSPORTATION

5300 Bishop Boulevard
Cheyenne, Wyoming 82009-3340

Bruce McCormack, Chairman
(307) 777-4015



Darin J. Westby, P.E.
Director

CALENDAR OF EVENTS

September 2023						
Su	M	Tu	W	Th	F	Sa
					1	2
3	4	5	6	7	8	9
10	11	12	13	14	15	16
17	18	19	20	21	22	23
24	25	26	27	28	29	30

September		
Date:	Event:	Location:
5-7	Airline Rendezvous & Commission Meeting	Jackson
9	Wings n' Wheels: Fly-in, Airshow & Car Show	Riverton
16	Fly-in	Kemmerer
16	Hot Springs County Fly-in	Thermopolis
27-29	Wyoming Airports Coalition Annual Conference & Commission Workshop	Gillette
30	Fly-in	Worland

October 2023						
Su	M	Tu	W	Th	F	Sa
1	2	3	4	5	6	7
8	9	10	11	12	13	14
15	16	17	18	19	20	21
22	23	24	25	26	27	28
29	30	31				

October		
Date:	Event:	Location:
17	Commission Meeting	Zoom

November 2023						
Su	M	Tu	W	Th	F	Sa
			1	2	3	4
5	6	7	8	9	10	11
12	13	14	15	16	17	18
19	20	21	22	23	24	25
26	27	28	29	30		

November		
Date:	Event:	Location:
2-3	Joint Transportation Committee Meeting	Cheyenne
14	Commission Meeting	Zoom

December 2023						
Su	M	Tu	W	Th	F	Sa
					1	2
3	4	5	6	7	8	9
10	11	12	13	14	15	16
17	18	19	20	21	22	23
24	25	26	27	28	29	30
31						

December		
Date:	Event:	Location:
18-20	Commission Meeting & Workshop	Cheyenne

WYOMING *Aeronautics Commission*

DEPARTMENT OF TRANSPORTATION

Business Meeting Packet



Thank you for participating!