

WESTON COUNTY



WYOMING'S TRANSPORTATION SYSTEM

Supporting the economy and connecting our communities.

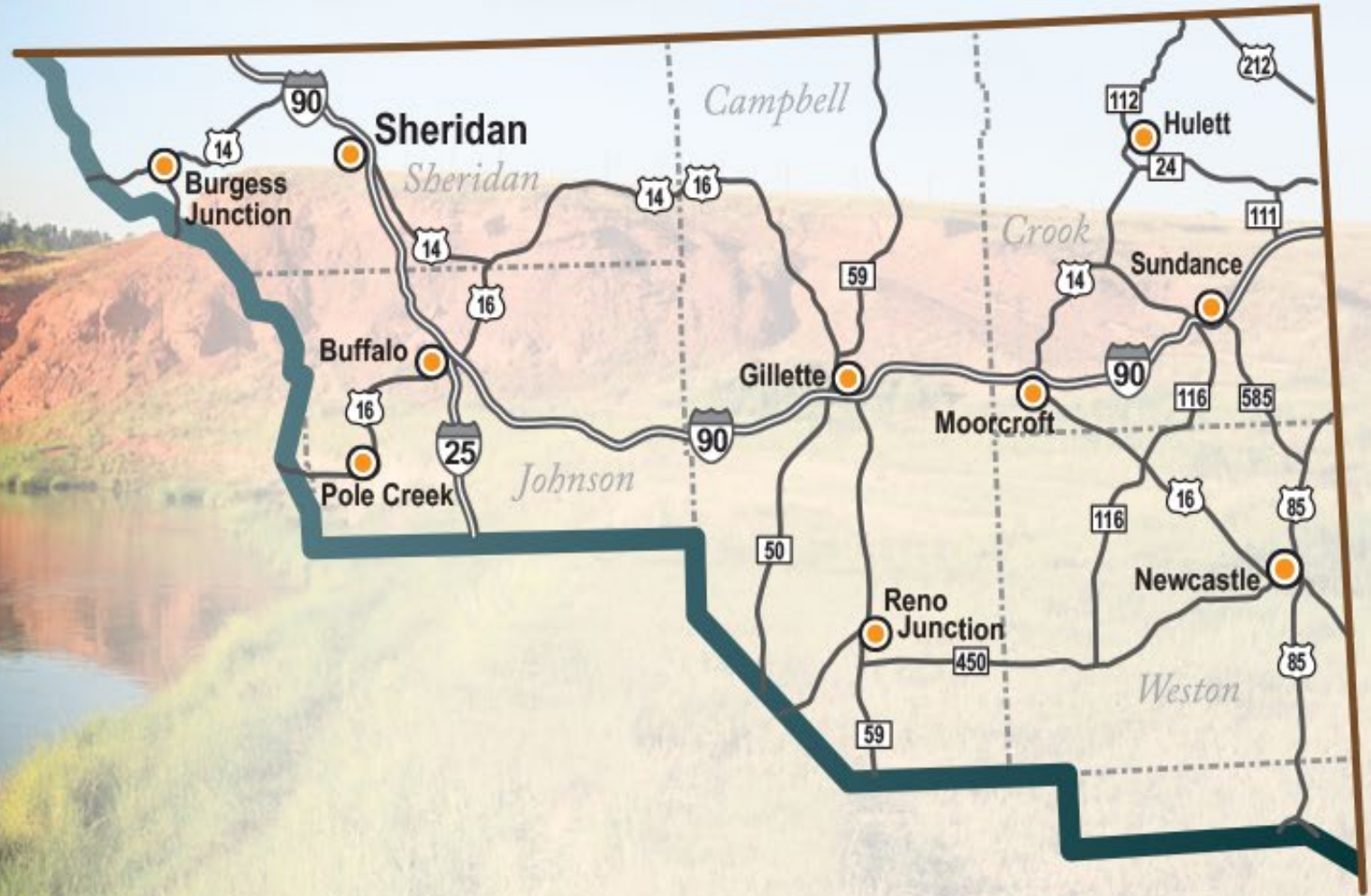
STATE TRANSPORTATION IMPROVEMENT PROGRAM 2024-2029

[Scott Taylor](#)

Scott.taylor@wyo.gov

307-674-2300

WYDOT District 4



WYOMING
DEPARTMENT
OF TRANSPORTATION 



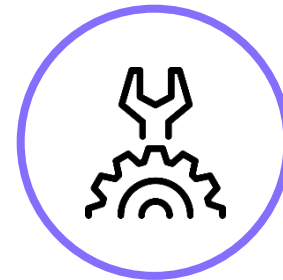
Road Map



**WYDOT
Overview**



**STIP
Development
and Overview**



**District
Projects**



Next Steps



WYDOT LEADERSHIP

Transportation Commission



Darin Westby
Interim Director



Mark Gillette
Chief Engineer



Scott Taylor, PE
District Engineer



Susan Holmes, Chair
Sheridan/Johnson/
Campbell Counties



Mark Hughes
Weston and Crook
Counties



Administrative Staff



Larry Konetzki
District
Maintenance
Engineer



Isaac Finkle
District
Construction
Engineer



**Michelle
Edwards**
District Traffic
Engineer



Tim Winslow
Equipment
Supervisor



Laura Dalles
Public
Relations
Specialist



Erik Brannigan
Safety Officer




Jenny Sullivan
District Human
Resources



**Captain
Ben Schlosser**
WHP



Weston County



**Vacant
Resident Engineer**



**Brad Marchant
Area Maintenance
Supervisor**



**Guy Phillips
Maintenance Foreman**



**Dean Bethea
Shop Supervisor**



**Joe Lambert
Sr. Heavy Mechanic**



**Lieutenant
Tim Boumeester
WHP**



Purpose, Mission, Vision & Values

Purpose: Support Wyoming's economy while safely connecting communities and improving the quality of life.

Mission: Provide a safe and effective transportation system.

Vision: Excellence in Transportation

Values: Respect, Integrity, Dedication, Excellence, Safety (RIDES)





WYDOT Assets

It's PEOPLE
Largest Agency in the State
employs 2047 people

Currently there are 1734 employees
313 vacancies Statewide

**D4 employs 170 people
~40 vacancies
Mechanics
Maintainers
Resident Engineers
Stripers






WYDOT Assets

- Highways ~6,700 Miles of Roads and 2000 Bridges

District	1	2	3	4	5	Total
Interstate	247	241	187	237	0	912
US Hwys	209	388	550	394	690	2231
State Hwys	403	379	188	279	271	1520
Frontage/Other	272	589	466	341	400	2068
Total (Miles)	1131	1597	1391	1251	1361	6731

District	1	2	3	4	5	Total
On-system	367	469	349	515	261	1961
Off-system	139	195	149	161	200	844
Total (Bridges)	506	664	498	676	461	2805



Wyoming Transportation Fact Book -

https://www.dot.state.wy.us/home/administration/strategic_performance/fact_book.html



Cost Escalation

Bid items changes we are seeing from 1 to 2 years ago.
Increases in federal funding not covering inflation.

Material	Previous Price	Today's Price
Hot Plant Mix	\$36-45/ton	\$65-75/ton
Binder	\$450 - \$600/ton	\$900-1000/ton <i>*As high as \$1500/ton</i>
Mobilization	7-9%	9-12%
Traffic control	3-5% (structures 6-8%)	6-10% (structures 12%)
Milling	\$0.75-\$1.00/SY	\$1.20 - \$3/SY
Chip seal	\$0.75 - \$1.00/SY	\$1.50 - \$2.00/SY
Fencing	\$2 - \$3/ft.	\$3.5 – \$5/ft.
Reinforced concrete approach slabs	\$200 -\$300/SY	\$375-\$500/SY
Box beam guardrail	\$45/ft.	\$80/ft.
Structure steel	\$2-\$3/lb.	\$4-\$5/lb.



- Past, Present and Future Projects

FY	STIP Amount	Projects let to Contract	\$ Let to Contract
2022	\$336.2M	103	\$368.2M
2023	\$350.2M	Planned = 99 Anticipated = 84	Anticipated = \$372.2M
2024	~\$320M	Planned = 97	

- Delayed approximately \$70M in FY23 to FY24
- Based on current prices, had to either move projects back or reduce scope to account for approximate \$100M over budget in FY24



Infrastructure Investment & Jobs Act (IIJA)

Total Anticipated Formula Funding for Wyoming*					
FY	Surface Transportation**	Bridges (BFP)	Electric Vehicles (EV)	Aeronautics	Total Federal
2022	\$341,695,183	\$45,000,000	\$3,963,841	\$50,000,000	\$440,659,024
2023	\$349,679,812	\$45,000,000	\$5,704,011	\$50,000,000	\$450,383,823
2024	\$355,407,542	\$45,000,000	\$5,704,011	\$50,000,000	\$456,111,553
2025	\$362,470,085	\$45,000,000	\$5,704,011	\$50,000,000	\$463,174,096
2026	\$369,673,879	\$45,000,000	\$5,704,152	\$50,000,000	\$470,378,031
Total	\$1,778,926,501	\$225,000,000	\$26,780,026	\$250,000,000	\$2,280,706,527

* **State and/or local match required in most instances**

****Construction only not Operations**

- Generally, **\$100M additional funding per year / requires matching funds**
- Congress must still appropriate funding for most core programs on a yearly basis
- Discretionary Grants – competitive grants creating new and increasing existing funding opportunities – **requires matching funds which we likely will not have available**
- Once federal funds start to become available, the agency will use its Guiding Principles to determine the best use of funds to achieve the maximum benefit to Wyoming

Federal vs State Funding


- National Average – 70% State / 30% federal
- Wyoming – 29% State / 71% Federal



Bridge Formula Program (BFP) - Local Projects

2022 Infrastructure Investment and Jobs Act (Bipartisan Infrastructure Law) dedicated funding for bridges

- Replace or rehabilitate bridges in poor condition
- \$45 million/year for 5 years (\$225 million)
- Minimum 15% (\$6.75 million/year) to off-system bridges. 100% federal funds on qualifying bridges
- Planned to address 44 bridges in poor condition
 - Estimated construction costs \$76 million
 - Equates to approximately 45% of funding going to off-system bridges
 - Targets largest and most expensive bridges
 - Allow agency to substitute other **poor** bridges for replacement in lieu of selected structure
- Have confirmed 32 bridges in the program – several others being looked at
- Selected two consultants (HDR & Jacobs) to perform project management and preliminary engineering activities
- Projects will start to be let in FY25, with last projects going out in FY29
- Seeing large increase in unit bridge costs
 - Average has gone from \$175/sf to \$400/SF
 - Will continue to fund the off-system bridges currently in the program





Bridge Formula Program (BFP) - Local Projects

District	County / Town	Feature Intersected	Str No	Project Number	Work	Project FY
4	Campbell Co.	N Fork Dead Horse Creek	DVX	CN17055	Replace	2029
4	Crook Co.	Donkey Creek	DWL	CN18065	Replace	2026
4	Sheridan	Little Goose Creek	EAY	2550501	Replace	2025
4	Sheridan Co.	BNRR	ECY	CN03048	Replace	2026
4	Weston Co.	Unnamed Draw	DYL	CN21014	Replace	2027
4	Weston Co.	Beaver Creek	DYK	CN21015	Replace	2027



EV Charging Stations

- NEVI - National Electric Vehicle Infrastructure Program
 - Purpose of the program: The electric vehicle infrastructure funding will help EV drivers to have regular access to charging stations. Includes:
 - Acquisition and installation of EV charging infrastructure and traffic control devices and signs.
 - Operation and maintenance of EV charging infrastructure for up to five years.
 - Data sharing requirements about EV infrastructure to ensure long-term success of equipment installed under the formula program.
 - Requirements:
 - 50 mile minimum distance between charging stations
 - Charging stations placed a minimum of 1 mile from alternative fuel corridor (I-80, I-25, I-90)
 - Minimum of four Direct Current Fast Chargers (DCFC) and 150kW and higher charging capacity in each location
 - Funding is up to 80% federal / 20% matching
 - Once FHWA has approved full build out on the interstates, can look at using remaining NEVI funds on other routes
 - Working on updated NEVI plan – Due August 1
- WYDOT NEVI Plan overview
 - No state funds will be used to build or operate stations, the matching funds will be either private or from a local jurisdiction
 - WYDOT has hired a consultant (HDR) to provide technical matter expertise necessary to design, complete, build, monitor, and operate the stations over the NEVI appropriation life cycle
 - With the assistance of the NEVI consultant, WYDOT will issue a series of Requests for Information (RFI) and/or Requests for Proposal (RFP) to bid out construction, maintenance, and operation of stations along alternative fuel corridors.
 - Continue to work on RFI/RFP for charging stations on the alternate fuel corridors – No set timeline to have out
 - Waiting to see how other states are approaching the use of the NEVI funds
 - Want to minimize risk to department and state on the acquisition and operation of charging stations
 - A copy of the plan and approval letter from FHWA can be found our or website at:
[https://www.dot.state.wy.us/home/planning_projects/zero-emission-vehicles/national-electric-vehicle-infrastructure-\(nevi\)-program.html](https://www.dot.state.wy.us/home/planning_projects/zero-emission-vehicles/national-electric-vehicle-infrastructure-(nevi)-program.html)



Transportation Grant opportunities

(https://www.dot.state.wy.us/home/business_with_wydot/grants.html)

Contains information on grants that can be applied for by local governments

- Competitive federal grants
 - Includes guidance documentation
- Zero emission vehicles
- Highway safety behavioral
- Aeronautics
- Local government transportation programs





Divisions and Programs

Headquarters

- Director's Office
- Chief Engineer
- Asst. Chief Engineers
- Administrators

Supporting programs

- Financial services (budget, fuel tax admin, grants/contracts, procurement)
- Human Resources
- Employee Safety
- Public Affairs
- Planning
- Transit
- Local Government Programs





Divisions and Programs

Engineering and Planning

- Bridge
- Contracts & Estimates
- Geology
- Highway Development
 - Engineering Services
 - Project Development
 - Photogrammetry & Survey

Other Programs

- Environmental Services
- Materials and pavement testing
- Field Operations
- Local agencies
- Budget
- Local Government Programs
- Program Development



BRIDGE PROGRAM
WYOMING DEPARTMENT OF TRANSPORTATION





Divisions and Programs

Emergency Communications

- WyoLink
- 24-hour Transportation Management Center (TMC)
- Road Condition Website

WYO511

WYOROAD.INFO





Divisions and Programs

- Highway Patrol
 - Troopers
 - Ports of Entry
 - Dispatch
 - Executive protection

Dispatch received

- 193,175 calls
 - 3,314 REDDI calls
 - 1,336 Safe2Tell tips

Patrol contacted

- 770,590 commercial vehicles,
- weighed 372,703 commercial vehicles/found 38,942 overweight vehicles.
- Issued 204,411 oversize/overweight permits generating over \$9.9M in fees.



- Responded to 4,527 crashes
- Arrested 572 impaired drivers

WHP STATISTICS: SUBSTANCES SEIZED

Marijuana: 10,254 pounds
Marijuana Edibles: 159 pounds
THC Oil: 49 pounds
THC Wax: 113 pounds
Methamphetamine: 660 pounds
Heroin: 5 pounds
Cocaine: 118 pounds
Fentanyl: 8 pounds
Illegal Prescriptions: 3 pounds
Significant amounts of Hashish, LSD, MDMA/Ecstasy, Psilocybin Mushrooms, Anabolic Steroids, and Spice

WHP STATISTICS: CITATIONS ISSUED

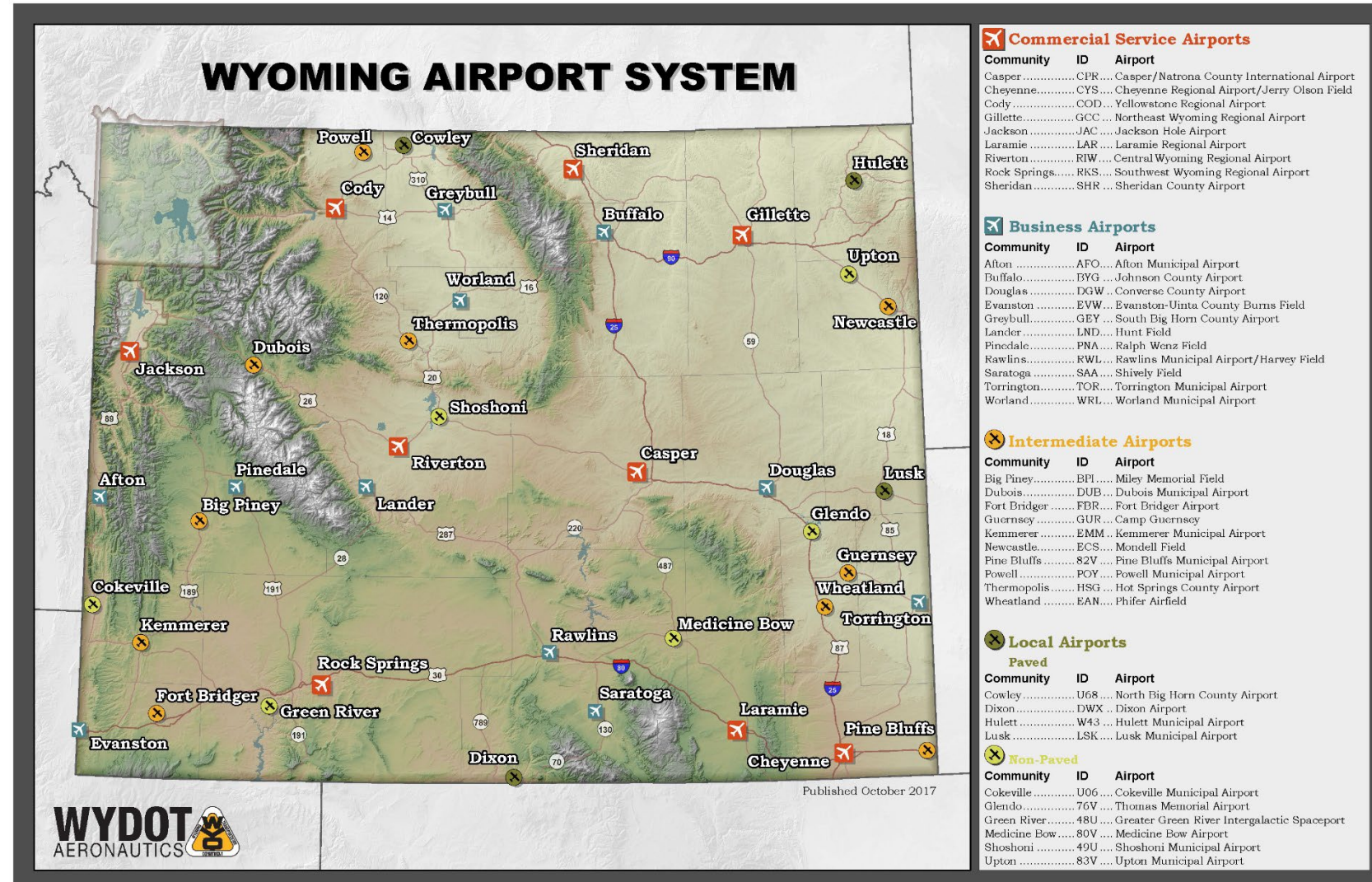
104,615 Vehicles Stopped
25,265 Speeding Citations
1,260 Driving w/Suspended License Citations
529 No Child Restraint Citations
2,433 No Seatbelt Citations
46,632 Traffic Violations/Faulty Equipment Warnings



Divisions and Programs

Aeronautics

- Engineering & Construction
- Planning
- Air Service Development
- Unmanned Aerial Systems (UAS)





Divisions and Programs



- Driver's License, State ID's
- Commercial Drivers License (CDL)
- Compliance & Investigation (motor vehicles and vehicle dealers)
- Motor Vehicles (titles, registration, license plates)
- Suspensions/Ignition Interlock
- Organ Donor
- Senior Priority Hours
- On-line exam scheduling



Wyoming driver license that will be phased out. Gold star indicates REAL ID compliant.




New Wyoming driver license WYDOT is issuing. Black outlined star indicates REAL ID compliant.



District Operation

Administration

- District Engineer
 - Oversees
 - Staff Engineers
 - Public Relations
 - Safety
 - Daily operations
 - Human Resources





Maintenance

Larry Konetzki, District Maintenance Engineer

Responsible for keeping infrastructure operational and safe

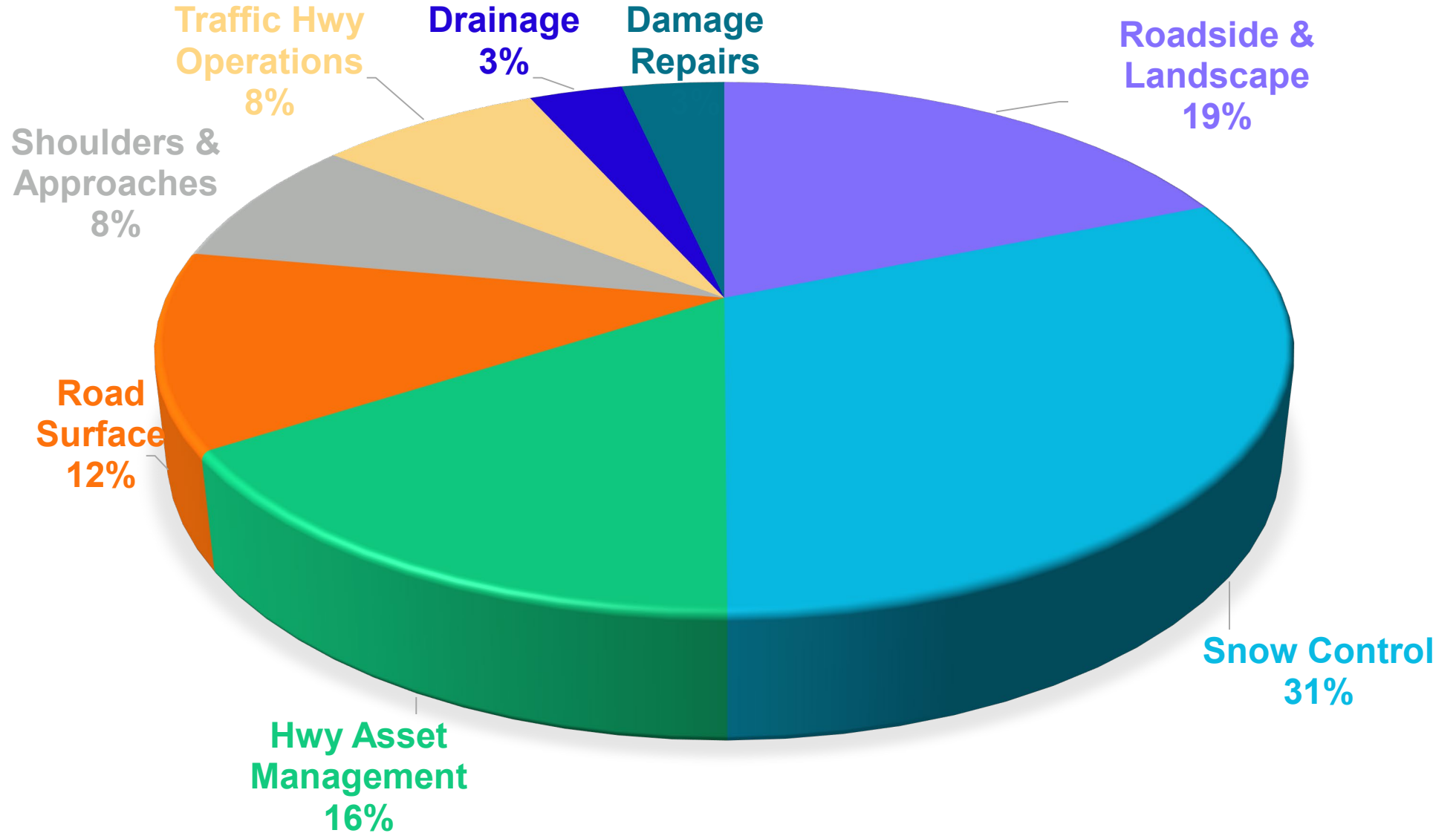
- Snow removal
- Pavement maintenance
- Fencing
- Vegetation control
- Disaster relief
- Rest Areas
- Permits
- Facilities
- ...and so much more





Maintenance

Typical
Man-hour
Outlay





Michelle Edwards, District Traffic Engineer

Responsible for the maintenance and operation of all traffic safety devices


- Striping
- Reference Markers
- Traffic Signals
- Signs
- Access Permits
- Safety and Traffic St
- Speed Limits
- High Mast Towers





Did you know...?

- WYDOT manages all accesses to our highway system.
- A WYDOT permit is required for:
 - A new access
 - Modification to an existing access (including fence or gate type)
 - Change in land use of an existing access
- Changing a speed limit takes more than just changing the sign!
 - State statute requires:
 - An engineering study
 - Approval of the State Traffic Engineer
 - Approval of the WYDOT Director





Traffic by the Numbers

Traffic assets to maintain

- 11,000+ signs
- 145+ crosswalks
- 120+ stop bars
- 55 traffic signals
- 58 high mast light towers





Striping Operations

Striping Fun Facts:

- Striping trucks can only travel at a maximum of 8-12 mph while striping
- All interstate lines and yellow centerlines on 2-lane roadways are re-painted each year
- 71,000 gallons of paint
- 536,000 pounds of glass reflective beads





Equipment

Tim Winslow, District Equipment Supervisor

Keep fleet in working order

- 18 mechanics
 - Down 6
- ~780 items -- Plows, trucks, equipment, mowers, etc.
- Manage State fuel sites





Public Involvement

Laura Dalles, Sr. Public Relations Specialist

Educate and inform the public of WYDOT activities in the community

- Outreach
- Public Meetings
- Construction Project Updates
- Winter Weather Messaging
- Media Release
- Adopt-A-Highway
- Roadside Memorial Program
- District Newsletter
- Highway Safety Messaging



May 10 UPDATE

SHERIDAN MAIN STREET PROJECT

CLOSURES

- Dow Street from Brooks Street to Main Street is CLOSED.
- Main Street from Dow to Alger Street is CLOSED.
- As this project progresses, watch for temporary street closures along side streets.


DETOURS

- East and westbound traffic is being detoured to 1st Street, Alger Street.
- North and Southbound traffic is being detoured to Gould Street and Brooks Street.
- Consider Broadway for less congestion and stop signs.

ACCESS

- Sidewalks are OPEN throughout closure area with business signage.
- Public Parking available throughout downtown: Brooks and Smith Streets/Gould and Brundage Streets. Look for signs.

WEEKLY PUBLIC MEETING | WED | 1:30 | 306 N. MAIN ST
[HTTPS://WWW.SHERIDANWY.GOV/NEWS/WHAT_S_NEW/2023_MAIN_STREET_UPGRADE_PROJECT](https://www.sheridanwy.gov/news/what_s_new/2023_main_street_upgrade_project)
SHERIDAN_MAIN_STREET_PROJECT





Construction

Isaac Finkle, District Construction Engineer

Oversees and leads highway construction projects

- Resident Engineer
- Engineer
- Construction and Field Survey Specialist and Technicians
- Finals Officer
- Survey Support



SHERIDAN COUNTY



STATE TRANSPORTATION IMPROVEMENT PROGRAM

2024-2029

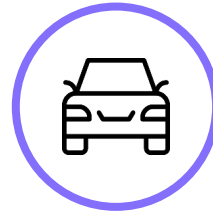


STIP - What is in the document


Single source of the Department's projects.



**Highway
Projects – 6
Year Plan**



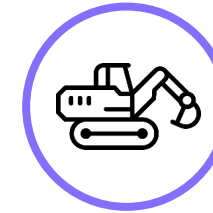
**Transit Projects
– 1 year plan**



**Aeronautic
Projects – 5 year
plan**



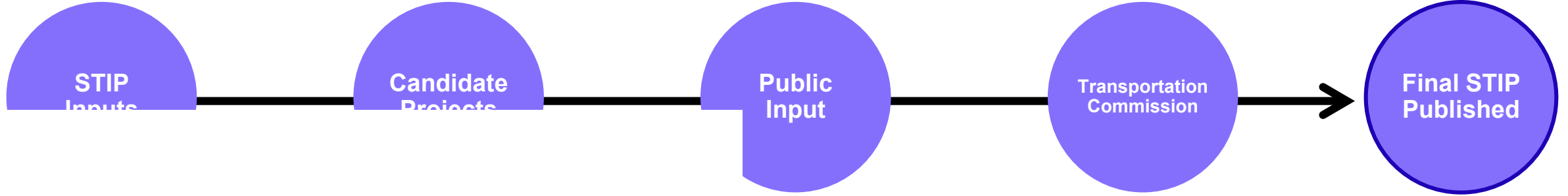
**Public Safety
Communication
s Commission
(PSCC) Projects
– 1 year plan**



**Capital
Improvement
Projects – 1 year
plan**



STIP Process Overview



1e - August

September

October 1st

-
-
-
-
-
-
-
-
-
-

- Other Projects

- Local Governments

- Approves STIP
- Federal Highway Administration (FHWA) concurs in approval
- Federal Transit Authority concurs in approval




Highway Project Process



Planning Phase

- STIP Development
- Reconnaissance
- Survey Phase
- Public Input



Design Phase

- Issuance of design plans
- Engineering Studies
- Final plans and specifications
- Public Meetings as appropriate



Contract Phase

- Advertisement
- Public Bidding
- Award
- Construction
- Public Meetings as appropriate



ONLINE STIP Project Map

<https://www.dot.state.wy.us/STIP>

State Transportation Improvement Program (STIP)

Map

Add A Comment

View All Comments

Map

Yellowstone National Park

Idaho Falls

Pocatello

Ogden

Salt Lake City

Wind River Indian Reservation

WYOMING

Cheyenne River Indian Reservation

Rapid City

SOUTH DAKOTA

Pine Ridge Indian Reservation

Rosebud Indian Reservation

NEBRASKA

Legend

- 2023
- 2024
- 2025
- 2026
- 2027
- 2028
- 2029
- 2030

(c) 2015 Oracle Corp., (c) 2015 Nokia, (c) 2015 naturalearthdata.com

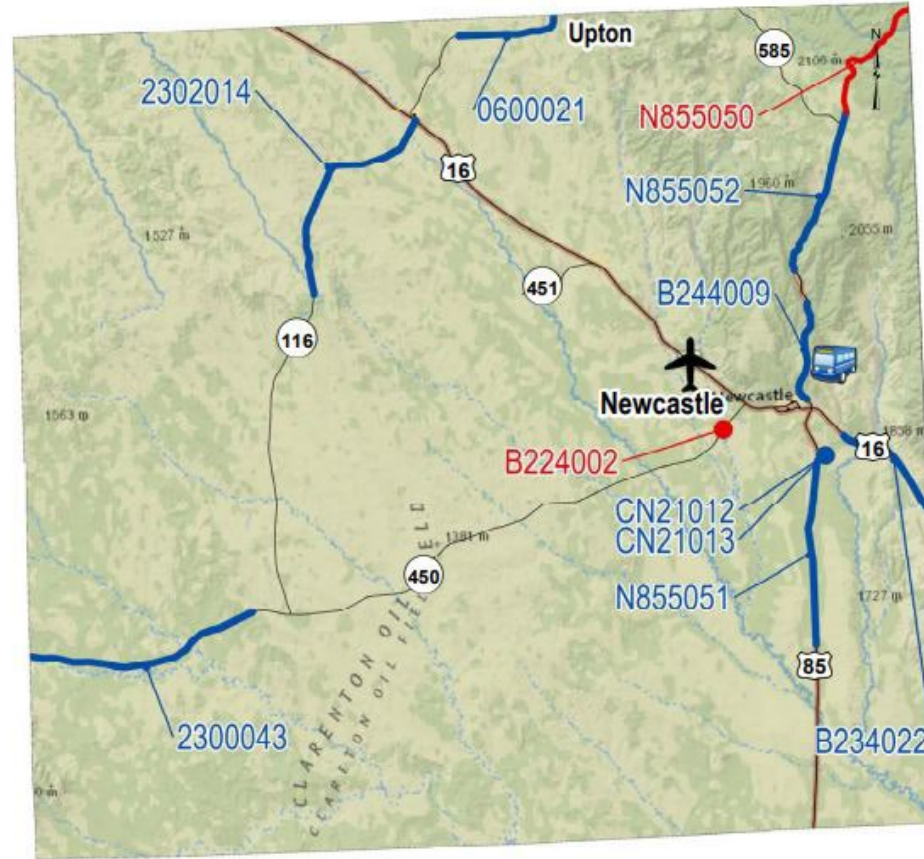


STIP - What is in the document?

WESTON COUNTY

Key to FY 2022 STIP

- 2022
- Future
- Communications
- Aeronautics
- Transit
- Capital Improvement
- Urban Boundary Inset





STIP

*State
Transportation
Improvement
Program*



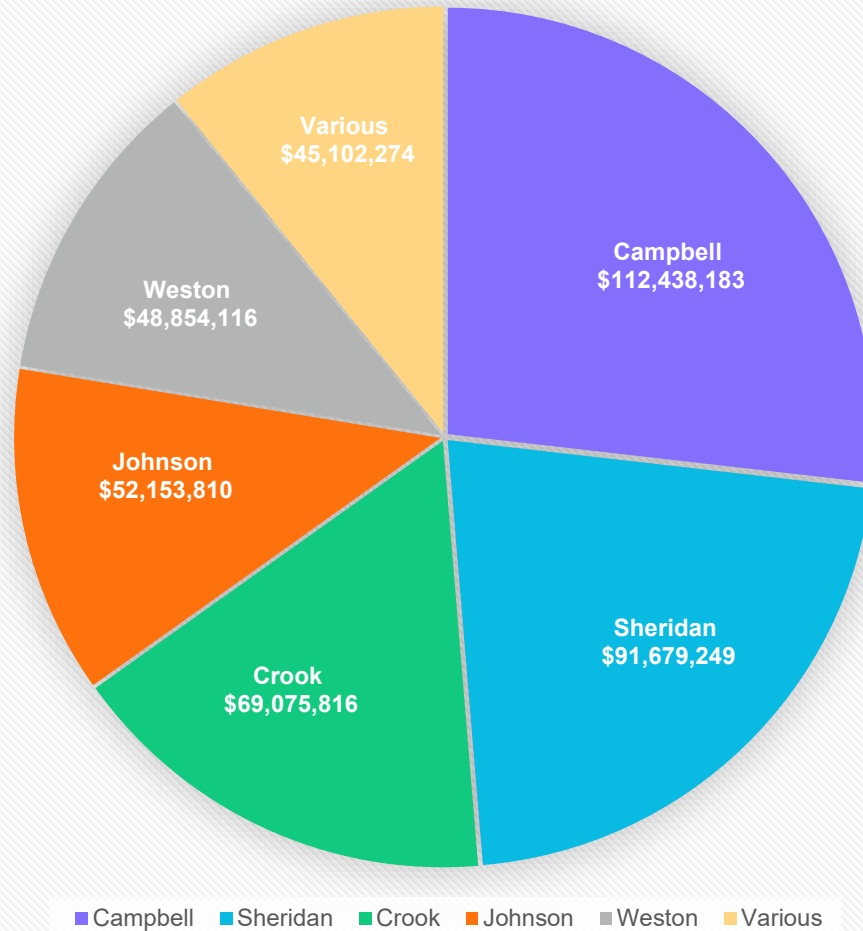
WYDOT
PLANNING 

2023



STIP Distribution by County 2024-2029

District 4
STIP Distribution by County
FY 2024 - 2029





District Wide Bridge Rehabilitation

56 bridges are scheduled to be rehabilitated over the next six years throughout District 4.

Total Estimated Cost: \$45,408,853



FUN FACT:
There are 518 bridges in D4

District 4 Bridge Projects - 2024-2029

	Project Location	# of Structures	Project Estimate
2024	Rehabilitation	16	\$ 14,721,536
2025	Replacement	1	\$ 6,306,300
2026	Replacement	2	\$ 4,108,048
2027	Rehabilitation	11	\$ 3,239,445
2028	Rehabilitation	11	\$ 3,737,337
2029	Replacement	5	\$ 10,516,187
	Rehabilitation	10	\$ 2,780,000
		56	\$ 45,408,853



District Wide Contract Maintenance Projects

Contract Maintenance Projects include:

- Chip Seals
- Crack Seals
- Rumble Strips
- Culvert Lining
- Epoxy Striping
- Sign Upgrades



Total Estimated Cost: \$15,781,770

CONTRACT MAINTENANCE PROJECTS 2023-2029

Year	Project Estimate
2023	\$2,899,166
2024	\$4,983,104
2025	\$924,500
2026	\$975,000
2027	\$2,000,000
2028	\$3,000,000
2029	\$1,000,000
Total	\$15,781,770



**WESTON COUNTY STIP PROJECTS SCHEDULED
FOR
2024 – 2030**



STIP Project Total 2024-2029: \$48,494,116

2027							
	WYO116	Sundance/Upton Weston Co Line	16.60	22.50	5.90	Mill and Overlay	\$ 4,026,339
	County	WE CO/CRIP/County Road 1				FDR/Overlay/Iso Recon(1)	\$ 906,632
	County	WE CO/CR 1A/DYL				Bridge Replacement	\$ 396,000
	County	WE CO/ CR 1A/Beaver Crk/DYK				Bridge Replacement	\$ 4,657,500
							\$ 9,986,471
2028							
	US85	Newcastle to Blacktail Creek	215.50	229.27	13.77	Mill and Overlay	\$ 10,225,827
							\$ 10,225,827
2029							
	US16	Upton to Osage	221.00	233.31	12.31	Mill, Level and Overlay	\$ 14,904,156
							\$ 14,904,156
						Six Year Total	\$ 48,494,116
Delayed							
	WYO116	Upton South Soda - Butte Section	0.00	13.45	13.45	Mill and Overlay	\$ 10,625,530
(1)New Scope and Cost Estimate Required							



Contact WYDOT to learn about:

- What we do
- Funding
- Construction Projects
- Opportunities for partnerships



Visit on-line STIP page

<https://www.dot.state.wy.us/STIP>

See meeting schedules and presentations



Provide feedback

- On current and upcoming projects
- What are we missing - Safety, mobility, congestion, etc.
- What would you like to see in the STIP document?
- What is the best way to present information?

Headquarters Contacts

Mark Gillett, *Chief Engineer*

(307) 777-4484 | Mark.Gillett@wyo.gov

Keith Fulton, *Assistant Chief Engineer – Engineering and Planning*

(307) 777-4484 | Keith.Fulton@wyo.gov

Tom DeHoff, *Assistant Chief Engineer – Operations*

(307) 777-4484 | Tom.Dehoff@wyo.gov

Sara B. Janes Ellis, *Local Government Coordinator*

(307) 777-4438 | Sara.Ellis@wyo.gov

John Davis, *Management Services Manager – Grant information*

(307) 777-4158 | John.Davis@wyo.gov



WYOMING'S TRANSPORTATION SYSTEM

Supporting the economy and connecting our communities.

STATE TRANSPORTATION IMPROVEMENT PROGRAM 2024-2029

[Scott Taylor](#)

Scott.taylor@wyo.gov

307-674-2300