



WYOMING'S TRANSPORTATION SYSTEM

Supporting the economy and connecting our communities.

STATE TRANSPORTATION IMPROVEMENT PROGRAM 2024-2029

[Pete Hallsten](#)

peter.hallsten@wyo.gov

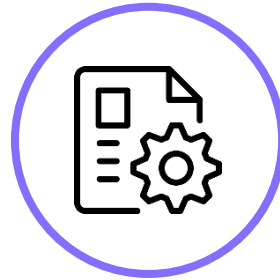
307-568-3400



Purpose



**Need public
input**



**Need to know what
local agencies are
working on**



**Overview of WYDOT and
Proposed STIP**



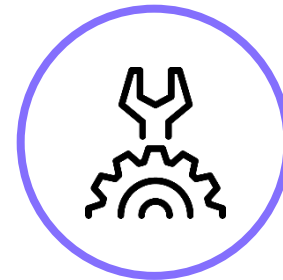
Road Map



**WYDOT
Overview**



**STIP
Development
and Overview**



**District
Projects**



Next Steps



Purpose, Mission, Vision & Values

Purpose: Support Wyoming's economy while safely connecting communities and improving the quality of life.

Mission: Provide a safe and effective transportation system.

Vision: Excellence in Transportation

Values: Respect, Integrity, Dedication, Excellence, Safety (RIDES)






WYDOT Overview

- Highways: 6,731 Miles of Roads; and 2,805 Bridges

District	1	2	3	4	5	Total
Interstate	247	241	187	237	0	912
US Highways	209	388	550	394	690	2231
State Highways	403	379	188	279	271	1520
Frontage/Other	272	589	466	341	400	2068
Total (Miles)	1131	1597	1391	1251	1361	6731

District	1	2	3	4	5	Total
On-system	367	469	349	515	261	1961
Off-system	139	195	149	161	200	844
Total (Bridges)	506	664	498	676	461	2805



Wyoming Transportation Fact Book -

https://www.dot.state.wy.us/home/administration/strategic_performance/fact_book.html



Cost Escalation

Bid item changes we are seeing from 1 to 2 years ago:

- Hot Plant Mix - Was \$36-45 Today \$65-75/ton
- Binder - Was \$450-600 Today \$900-1,000/ton (reached a high of \$1,500/ton)
- Mobilization - Was 7-9% Today 9-12%
- Traffic Control - Was 3-5% (Structures 6-8%) Today 6-10% (Structures are 12%)
- Milling - Was \$0.75-\$1.00 Today \$1.20-3/SY
- Chip Seal - Was \$0.75-1.00 Today \$1.50-2/SY
- Fencing - Was \$2-3 Today \$3.5-5/ft
- Reinforced Concrete Approach Slabs - Was \$200-300 Today \$375-500/SY
- Box Beam Guardrail - Was \$45 Today \$80/ft
- Structural Steel - Was \$2-3/lb, now \$4-5/lb

Bottom line: Increases in federal funding not covering the cost of inflation



Cost Escalation

- Past, Present and Future Projects

FY	STIP Amount	Projects let to Contract	\$ Let to Contract
2022	\$336.2M	103	\$368.2M
2023	\$350.2M	Planned = 99 Anticipated = 84	Anticipated = \$372.2M
2024	~\$320M	Planned = 97	

- Delayed approximately \$70M in FY23 to FY24
- Based on current prices, had to either move projects back or reduce scope to account for approximate \$100M over budget in FY24



Infrastructure Investment & Jobs Act (IIJA)

Total Anticipated Formula Funding for Wyoming*

FY	Surface Transportation**	Bridges (BFP)	Electric Vehicles (EV)	Aeronautics	Total Federal
2022	\$341,695,183	\$45,000,000	\$3,963,841	\$50,000,000	\$440,659,024
2023	\$349,679,812	\$45,000,000	\$5,704,011	\$50,000,000	\$450,383,823
2024	\$355,407,542	\$45,000,000	\$5,704,011	\$50,000,000	\$456,111,553
2025	\$362,470,085	\$45,000,000	\$5,704,011	\$50,000,000	\$463,174,096
2026	\$369,673,879	\$45,000,000	\$5,704,152	\$50,000,000	\$470,378,031
Total	\$1,778,926,501	\$225,000,000	\$26,780,026	\$250,000,000	\$2,280,706,527

* **State and/or local match required in most instances**

****Construction only not Operations**

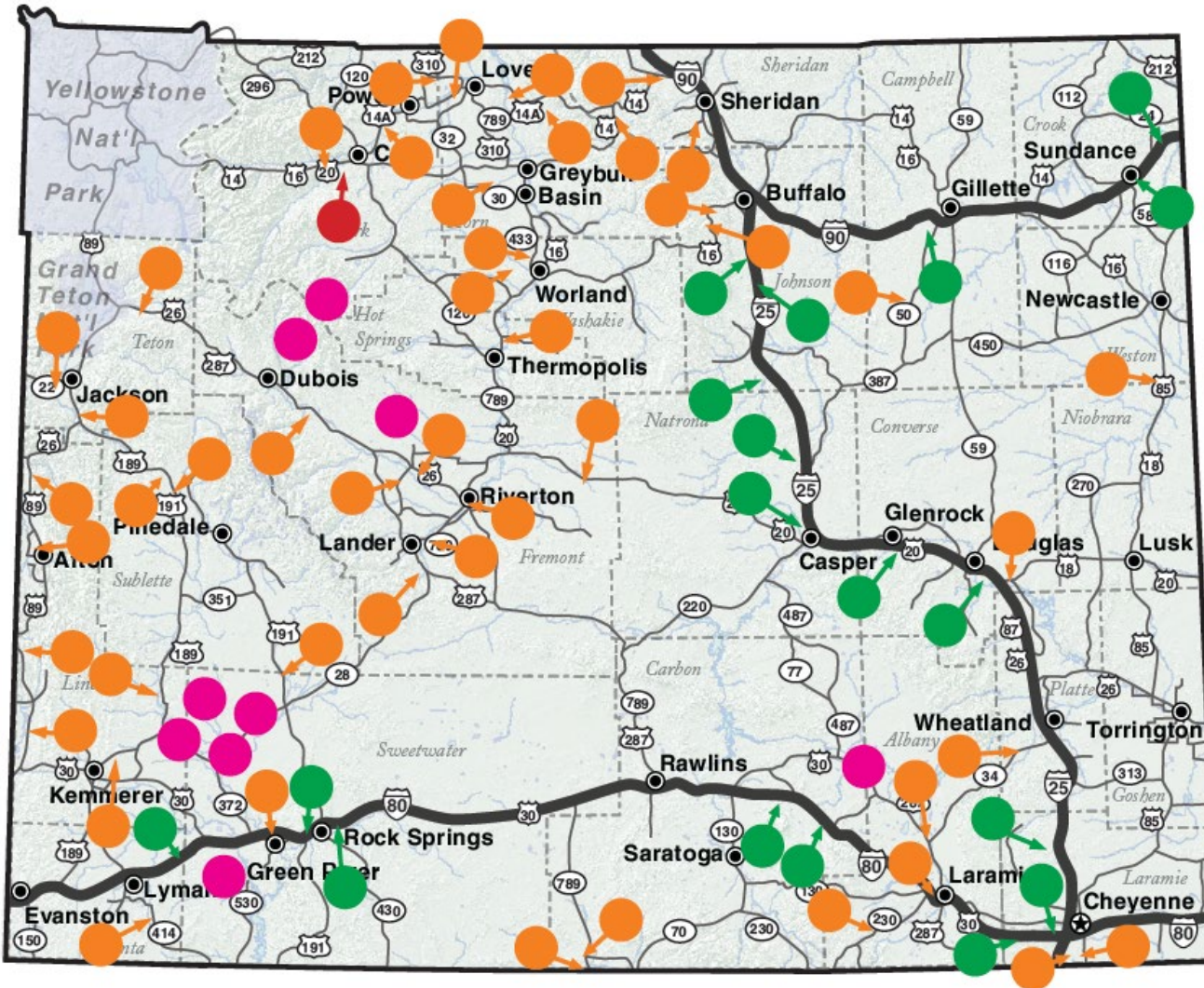
Federal vs State Funding

- National Average – 70% State / 30% federal
- Wyoming – 29% State / 71% Federal

- Generally, **\$100M additional funding per year / requires matching funds**
- Congress must still appropriate funding for most core programs on a yearly basis
- Discretionary Grants – competitive grants creating new and increasing existing funding opportunities – **requires matching funds which we likely will not have available**
- Once federal funds start to become available, the agency will use its Guiding Principles to determine the best use of funds to achieve the maximum benefit to Wyoming



Construction – Ongoing Projects



- Interstate projects
- Two-lane road projects – pilot car – paved surface detour
- Two-lane road projects – gravel or temporary surface detour
- District wide projects



EV Charging Stations

- NEVI - National Electric Vehicle Infrastructure Program
 - Purpose of the program: The electric vehicle infrastructure funding will help EV drivers to have regular access to charging stations. Includes:
 - Acquisition and installation of EV charging infrastructure and traffic control devices and signs.
 - Operation and maintenance of EV charging infrastructure for up to five years.
 - Data sharing requirements about EV infrastructure to ensure long-term success of equipment installed under the formula program.
 - Requirements:
 - 50 mile minimum distance between charging stations
 - Charging stations placed a minimum of 1 mile from alternative fuel corridor (I-80, I-25, I-90)
 - Minimum of four Direct Current Fast Chargers (DCFC) and 150kW and higher charging capacity in each location
 - Funding is up to 80% federal / 20% matching
 - Once FHWA has approved full build out on the interstates, can look at using remaining NEVI funds on other routes
 - Working on updated NEVI plan – Due August 1
- WYDOT NEVI Plan overview
 - No state funds will be used to build or operate stations, the matching funds will be either private or from a local jurisdiction
 - WYDOT has hired a consultant (HDR) to provide technical matter expertise necessary to design, complete, build, monitor, and operate the stations over the NEVI appropriation life cycle
 - With the assistance of the NEVI consultant, WYDOT will issue a series of Requests for Information (RFI) and/or Requests for Proposal (RFP) to bid out construction, maintenance, and operation of stations along alternative fuel corridors.
 - Continue to work on RFI/RFP for charging stations on the alternate fuel corridors – No set timeline to have out
 - Waiting to see how other states are approaching the use of the NEVI funds
 - Want to minimize risk to department and state on the acquisition and operation of charging stations
 - A copy of the plan and approval letter from FHWA can be found our or website at:
[https://www.dot.state.wy.us/home/planning_projects/zero-emission-vehicles/national-electric-vehicle-infrastructure-\(nevi\)-program.html](https://www.dot.state.wy.us/home/planning_projects/zero-emission-vehicles/national-electric-vehicle-infrastructure-(nevi)-program.html)



Bridge Formula Program (BFP) - Local Projects

- 2022 Infrastructure Investment and Jobs Act (Bipartisan Infrastructure Law) dedicated funding for bridges
 - Replace or rehabilitate bridges in poor condition
 - \$45 million/year for 5 years (\$225 million)
 - Minimum 15% (\$6.75 million/year) to off-system bridges. 100% federal funds on qualifying bridges
- Planned to address 44 bridges in poor condition
 - Estimated construction costs \$76 million
 - Equates to approximately 45% of funding going to off-system bridges
 - Targets largest and most expensive bridges
 - Allow agency to substitute other poor bridges for replacement in lieu of selected structure
- Have confirmed 32 bridges in the program – several others being looked at
- Selected two consultants (HDR & Jacobs) to perform project management and preliminary engineering activities
- Projects will start to be let in FY25, with last projects going out in FY29
- Seeing large increase in unit bridge costs
 - Average has gone from \$175/sf to \$400/SF
 - Will continue to fund the off-system bridges currently in the program





Bridge Formula Program (BFP) - Local Projects


District	County / Town	Feature Intersected	Str No	Project Number	Work	Construction FY
5	Big Horn Co.	Shoshone River	EJQ	CN09068	Replace	2026
5	Big Horn Co.	Shell Creek	EJC	CN09069	Replace	2026
5	Fremont Co.	Big Wind River	ELJ	CN10114	Replace	2028
5	Fremont Co.	Wyoming Canal	ELX	CN10115	Replace	2028
5	Fremont Co.	Wind River	ELY	CN10113	Replace	2029
5	Park Co.	Greybull River	EHZ	CN11075	Replace	2026
5	Thermopolis	Big Horn River	EFZ	CN15024	Rehabilitation	2025
5	Washakie Co.	E Fork Sand Creek	FMQ	CN20073	Replace	2026
5	Washakie Co.	Big Cottonwood Creek	FMO	CN20072	Replace	2027
5	Worland	Lower Hanover Canal	DLL	1849602	Replace	2027



Grant Opportunities

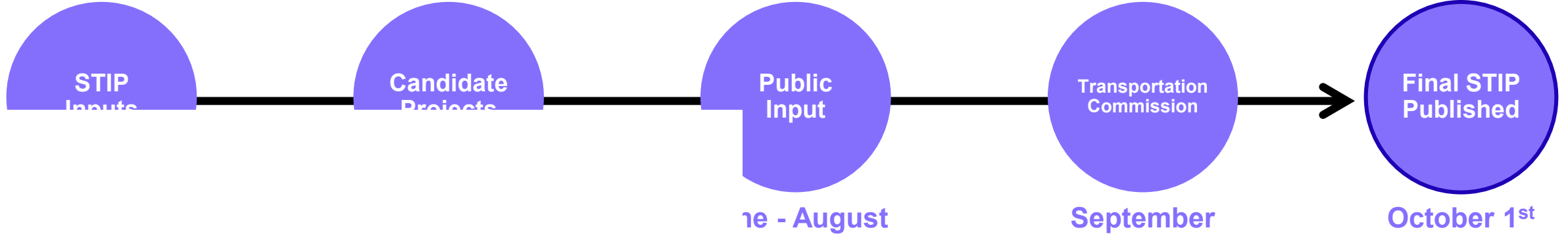
-  **WYDOT web page – transportation grant opportunities**
(https://www.dot.state.wy.us/home/business_with_wydot/grants.html)

-  **Contains information on grants that can be applied for by local governments**
 - Competitive federal grants
 - Includes guidance documentation
 - Zero emission vehicles
 - Highway safety behavioral
 - Aeronautics
 - Local government transportation programs

-  Links to additional resources and guidebook on the new infrastructure law.



STIP Process Overview



-
-
-
-
-
-
-
-
-
-

- Other Projects

- 1e - August
- Transportation Commission
 - Aeronautics Commission
 - Commission
 - Transportation Alternative
 - am (TAP)
 - ns
 - Agencies
 - portation Agencies
 - s
 - Governments
 - al Agencies
 - Bureau of Indian Affairs
 - Local Governments









- September
- Approves STIP
 - Federal Highway Administration (FHWA) concurs in approval
 - Federal Transit Authority concurs in approval

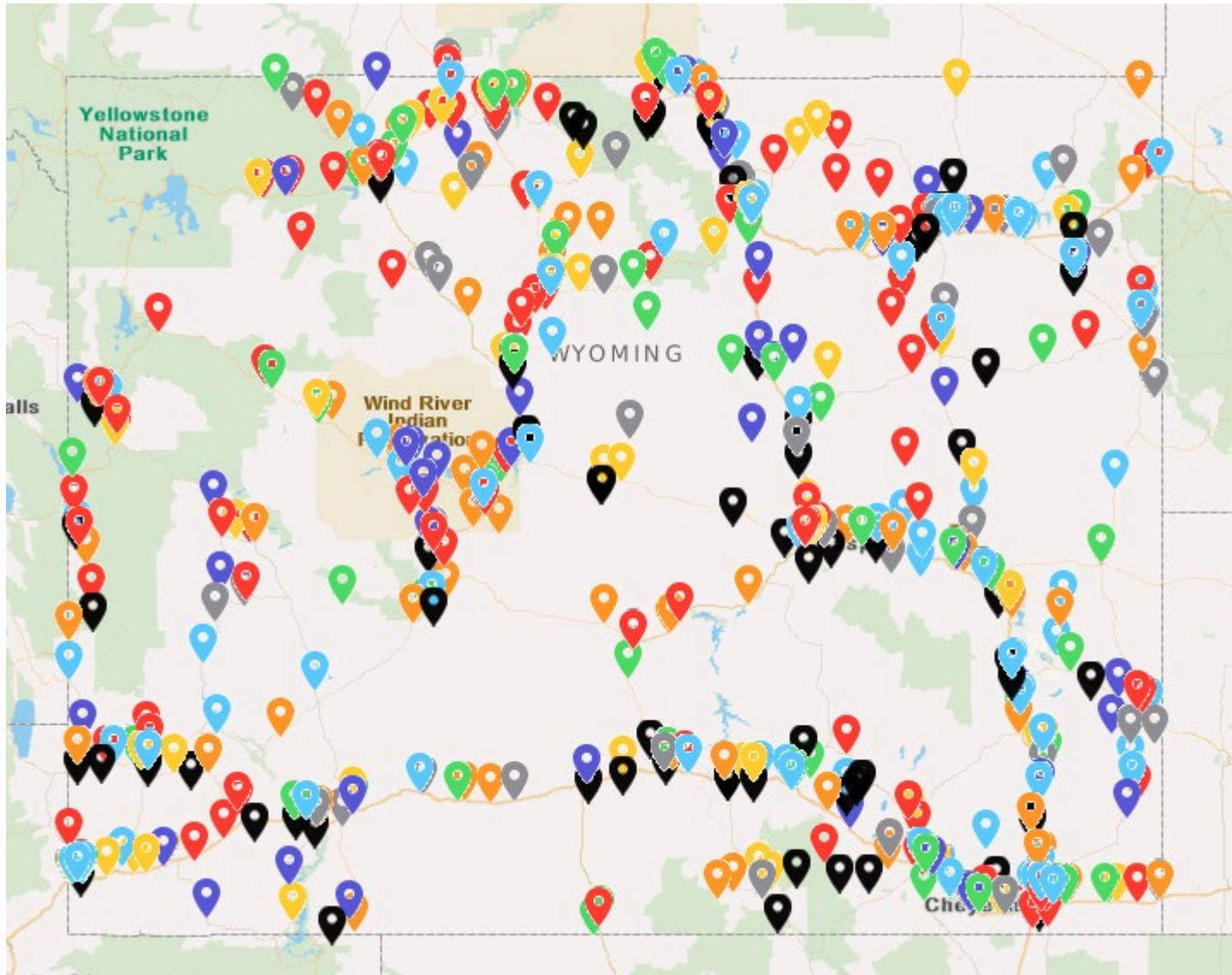
October 1st



STIP Project Map

Legend

-  2023
-  2024
-  2025
-  2026
-  2027
-  2028
-  2029
-  2030



To view or add a comment,
go to:
<https://webapp.dot.state.wy.us/ao/f?p=951:1:14757550149257::>

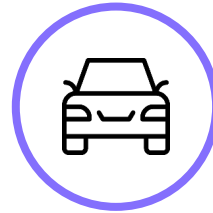


STIP - What is in the document?


Single source of the Department's projects.



**Highway
Projects – 6
Year Plan**



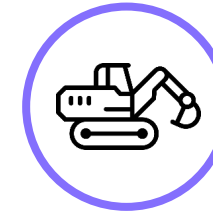
**Transit Projects
– 1 year plan**



**Aeronautic
Projects – 5 year
plan**



**Public Safety
Communication
s Commission
(PSCC) Projects
– 1 year plan**



**Capital
Improvement
Projects – 1 year
plan**



STIP - What is in the document?

Hot Springs County

Key to FY 2023 STIP

- 2023
- Future
-  Communications
-  Aeronautics
-  Transit
-  Capital Improvement
- Urban Boundary Inset





STIP - What is in the document?

Hot Springs County

Transportation Projects

Fiscal Year: 2023

Trans Comm Dist	Project		General Location Detail Location	Begin RM	End RM	Length	Character of Work	Cost \$1,000						
								PE FY	PE	CE & CON	TOTAL	FED	ST	OTH
5	HSIP	N343045	THERMOPOLIS TO WORLAND US 20/WY 789	141.78	145.50	3.72	GRADING	2018	100	883	983	890	93	0
FY TOTAL:							3.72		\$100	\$883	\$983	\$890	\$93	\$0

Transit Projects

Fiscal Year: 2023

Trans Comm Dist	Project		General Location Eligible Provider	Funding Source	Character of Work	Cost \$1,000							
						PE FY	PE	CE & CON	TOTAL	FED	ST	OTH	
4	FTA	FT23519	THERMOPOLIS HOT SPRINGS COUNTY SENIOR CITIZENS CENTER, INC.	STATE	OPERATING/ADMIN/MAINT		0	88	88	0	54	34	
4	FTA	FT23561	THERMOPOLIS HOT SPRINGS COUNTY SENIOR CITIZENS CENTER, INC.	5339	BUS GARAGE REHAB		0	392	392	340	0	52	
FY TOTAL:								\$0	\$480	\$480	\$340	\$54	\$86

Aeronautics Projects

Fiscal Year: 2023

Aero Comm Dist	Project		General Location	Character of Work	Cost \$1,000								
					PE FY	PE	CE & CON	TOTAL	FED	ST	OTH		
4	AERO	AHS010A	HOT SPRINGS COUNTY	PLANNING STUDY		0	364	364	0	328	36		
FY TOTAL:								\$0	\$364	\$364	\$0	\$328	\$36
Grand Total: 2023, Hot Springs County								\$100	\$1,727	\$1,827	\$1,230	\$475	\$122



STIP - What is in the document?



Wyoming Department of Transportation
5300 Bishop Blvd
Cheyenne, WY 82009

STATE TRANSPORTATION IMPROVEMENT PROJECTS COUNTY TOTAL

WYCN00102SUM

County		Transportation Projects	Communications Projects	Transit Projects	Aeronautics Projects	Total
Hot Springs	2023	\$983,000	\$0	\$480,000	\$364,000	\$1,827,000
	2024	\$12,271,000	\$0	\$0	\$667,000	\$12,938,000
	2025	\$8,618,000	\$0	\$0	\$0	\$8,618,000
	2026	\$7,437,000	\$0	\$0	\$333,000	\$7,770,000
	2027	\$6,339,000	\$0	\$0	\$376,000	\$6,715,000
	2028	\$4,072,000	\$0	\$0	\$0	\$4,072,000
	Total		\$39,720,000	\$0	\$480,000	\$1,740,000



District 5 STIP 2024-2029

Randy Merritt, District Construction Engineer



Local projects – Moneta/Waltman paving





Local projects – Boysen Dam slide





Local projects – Wind River Canyon slide





Local projects – Maintenance chip sealing



**Maintenance chip sealing
on US26/287, 2023**

**This week: Meeteetse
(WY290), Lovell
(US310 and WY37)**



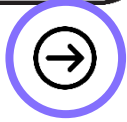


Livestock signs available at WYDOT offices





Next Steps



Contact WYDOT to learn about:

- What we do
- Funding
- Construction Projects
- Opportunities for partnerships



Visit on-line STIP page

<https://www.dot.state.wy.us/STIP>

See meeting schedules and presentations



Provide feedback

- On current and upcoming projects
- What are we missing - Safety, mobility, congestion, etc.
- What would you like to see in the STIP document?
- What is the best way to present information?

Headquarters Contacts

Mark Gillett, *Chief Engineer*

(307) 777-4484 | Mark.Gillett@wyo.gov

Keith Fulton, *Assistant Chief Engineer – Engineering and Planning*

(307) 777-4484 | Keith.Fulton@wyo.gov

Tom DeHoff, *Assistant Chief Engineer – Operations*

(307) 777-4484 | Tom.Dehoff@wyo.gov

Sara B. Janes Ellis, *Local Government Coordinator*

(307) 777-4438 | Sara.Ellis@wyo.gov

John Davis, *Management Services Manager – grant information*

(307) 777-4158 | John.Davis@wyo.gov



You're invited! District 5 STIP Meetings – '23

- July 18, Big Horn County STIP Meeting, Basin, 10 a.m.
- July 18, Park County STIP Meeting, Cody, 2 p.m.
- August 8, Fremont County STIP Meeting, Lander, 11 a.m.
- August 15, Washakie County STIP Meeting, Worland, 11 a.m.
- August 15, Hot Springs County STIP Meeting, Thermopolis, 3 p.m.

On the Web:

dot.state.wy.us/STIP



WYOMING'S TRANSPORTATION SYSTEM

Supporting the economy and connecting our communities.

STATE TRANSPORTATION IMPROVEMENT PROGRAM 2024-2029

[Pete Hallsten](#)

peter.hallsten@wyo.gov

307-568-3400