

Wyoming Department of Transportation
ANNUAL REPORT 2021

GENERAL INFORMATION

Agency Name:	Wyoming Department of Transportation
Director's Name and Title:	K. Luke Reiner, Director
Agency Contact Person:	Rob Rodriguez, Program Performance
Agency Contact Phone:	(307) 777-4780
Mailing Address:	5300 Bishop Blvd. Cheyenne, WY 82009
Web Address:	http://www.dot.state.wy.us/

STATUTORY REFERENCE

W.S 9-2-2004 and W.S. 24-2-101 grant authority to the Department of Transportation to conduct business as a state government agency.

CLIENTS SERVED

The Wyoming Department of Transportation (WYDOT) operates, maintains, and helps fund safe, effective, and sustainable air and ground transportation systems, serves all residents of Wyoming and supports the economic viability of the state and nation. In addition, WYDOT facilitates statewide interoperable communications used by over 500 agencies from all levels of government for both routine and emergency communications.

BUDGET INFORMATION

WYDOT is authorized to operate under the federal fiscal year, which runs from October 1 through September 30. The total allocations for federal fiscal year 2020 was \$814,714,106, including \$470,747,724 of federal obligations/expenditures.

COMMISSIONS

Transportation Commission

The Wyoming Transportation Commission consists of seven members appointed by the Governor, with approval of the Senate. Each commissioner serves a six-year term. Each county within a transportation district is represented, in turn, by successive appointments. State law requires that the minority party be represented on the commission. The Transportation Commission of Wyoming governs the activities of the Department of Transportation (W.S. 24-2-101). The commission generally meets monthly.

Public Safety Communications Commission

The Public Safety Communications Commission consists of eleven members, with representatives from public safety agencies, professional associations, and State departments. Members are appointed by the Governor. Each commissioner serves a three-year term. The commission works in an advisory capacity to promote the development, improvement and efficiency of public safety communications systems in the state (W.S. 9-2-1101). The commission generally meets on a quarterly basis.

Aeronautics Commission

The Aeronautics Commission consists of seven members appointed by the Governor, with approval of the Senate. Each commissioner serves a six-year term. Each of the five commission districts is represented, and there are two at large representatives. The Aeronautics Commission governs activities related to airport facilities and air service in Wyoming (W.S. 10-3-201). The commission generally meets monthly.

WYOMING DEPARTMENT OF TRANSPORTATION ANNUAL REPORT 2021

WYDOT's contributions and performance toward the State of Wyoming's Quality of Life initiatives are primarily reported as *Federal Fiscal Year 2021 (FFY21)*, *October 1, 2020 through September 30, 2021*, unless otherwise identified as either: *State Fiscal Year 2021 (SFY21)*, *July 1, 2020 through June 30, 2021*; or *Calendar Year 2020 (CY20)*, *January 1, 2020 through December 31, 2020*.

Basic Facts

WYDOT has approximately 2,000 employees and an estimated 2021-2022 Biennium Budget of \$1,372,765,730 consisting of \$894,336,308 in federal funds and \$478,429,422 in state funds. With these resources, WYDOT manages or supports approximately 7,000 miles of roadway, 1,960 bridges, 40 airports, 68 transit projects, just over 500 WYDOT owned facilities (occupied and unoccupied buildings, rest areas, employee housing, and trailer pads), and 80 public safety communications sites.

Wyoming Quality of Life Result:

The following are result statements that the Governor and all state agencies focused on achieving and maintaining for the citizens of Wyoming:

- Result #2: Wyoming has a diverse economy that provides a livable income and ensures wage equality.
- Result #6: Wyoming state government is a responsible steward of State assets and effectively responds to the needs of residents and guests.
- Result #7: Wyoming enjoys a safe, high quality, efficient transportation system.
- Result #8: Wyoming natural resources are managed to maximize the economic, environmental, and social prosperity of current and future generations.

Contribution to Wyoming Quality of Life:

WYDOT contributes to Wyoming's quality of life by:

- Providing critical infrastructure for commerce;
- Maintaining and enhancing infrastructure, to include the interstate and state highway system and airports;
- Providing for safe travel; and
- Protecting and preserving the environment and Wyoming's natural resources.

Performance

WYDOT's goals were developed with consideration of federal requirements, legislative initiatives, the needs of the traveling public, and the Quality of Life Results to which WYDOT contributes. The following demonstrates how progress toward WYDOT's goals and identified performance measures contributes to Wyoming's quality of life. Included are key 2021 projects and contributions toward each Quality of Life Result. WYDOT's goals are:

1. Ensure a vibrant, safe, and competent workforce
2. Acquire and responsibly manage resources
3. Provide safe, reliable, and effective transportation systems
4. Provide essential public safety and effective communication systems
5. Create and enhance partnerships with transportation stakeholders
6. Encourage and support innovation
7. Preserve our history and heritage

Quality of Life Result #2

Wyoming has a diverse economy that provides a livable income and ensures wage equality.

WYDOT contributes to Wyoming's economic viability and sustainability by *maintaining critical transportation infrastructure for commerce, ensuring the appropriate licensure and permitting of all those who use it, and supporting its employees*. This includes but is not limited to: maintaining Wyoming's roadways, bridges, and public transit for work commutes; supporting commercial air service and commercial vehicle traffic flow; monitoring and permitting commercial vehicles through the state's Ports of Entry; facilitating vehicle registration and licensing of drivers; and listening to and supporting employees.

Two of WYDOT's goals support this quality of life result: providing safe, reliable, and effective transportation systems, and ensuring a vibrant, safe, and competent workforce. Listed below are WYDOT's key contributions and performance measures related to these goals and toward *maintaining critical transportation infrastructure for commerce, ensuring the appropriate licensure and permitting of all those who use it, and supporting its employees* in 2020.

Transportation Infrastructure and Commerce:

- Oversaw the awarding of 77 highway contracts; 65 federal and 12 state funded, with a \$259.9 million total construction cost. (WYDOT 2020 Annual Report, CY20)
- Administered airport improvement funds totaling \$78.8 million, provided airport improvement grants for 99 projects to 37 different airports; (WYDOT 2020 Annual Report, CY20)
- Help fund six air service agreements statewide that provide air service for more than 68,000 passenger enplanements and yielded approximately \$15 million in direct economic impact to the state; (WYDOT 2020 Annual Report, CY20)
- Awarded 76 transit projects, and through public transit partners, provided more than 1.2 million passenger trips to help people get to and from work, conduct their daily business, and take part in community events; (WYDOT Local Government Program – Transit Coordinator, CY20)

% OF YEAR STATE TRANSPORTATION SYSTEM OPEN
To All Vehicles and Light, High Profile Vehicles (commercial) – through 8/15/2020

	FFY19 (to All Vehicles)	FFY19 (to light, high profile vehicles)	FFY20 (to All Vehicles)	FFY20 (to light, high profile vehicles)	FFY21 (to All Vehicles)	FFY21 (to light, high profile vehicles)
Interstates	98.6%	97.4%	98.31%	97.29%	98.39%	96.24%
US Highways	99.2%	98.6%	99.06%	98.56%	99.14%	98.02%
WY Highways	99.5%	99.5%	99.37%	99.29%	99.50%	99.40%
OVERALL	99.1%	98.5%	98.91%	98.38%	99.01%	97.89%

% OF PERSON MILES TRAVELED THAT ARE RELIABLE
Interstate and Non-Interstate Reliability

	CY18	CY19	CY20
Interstate	99.98%	100%	100%
Non-Interstate	90.19%	90.98%	90.62%
OVERALL	95.09%	95.5%	95.31%

TRAVEL TRUCK TIME RELIABILITY (TTTR)
*Rate of variability in truck travel times (freight carrying) –
 Interstate Only (rate at which travel times vary/diverge from average
 travel times; lower is better)*

	CY18	CY19	CY20
Interstate	1.18	1.21	1.19

Licensure and Permitting:

- Contacted 823,183 commercial vehicles, of which 421,604 were weighed finding 38,341 overweight; issued 191,099 oversized/overweight permits, generating \$9.9 million in collected fees; and inspected 3,514 commercial vehicles, finding 762 out-of-service violations; (WYDOT 2020 Annual Report, CY20)
- Completed 210,000 transactions, which included issuing driver’s licenses, identification cards (ID’s), and driving records; collecting reinstatement fees, and others; (WYDOT 2020 Annual Report, CY20)
- Produced and distributed 233,912 license plates, 2.18 million validation stickers, and 66,000 decals; (WYDOT 2020 Annual Report, CY20)

CUSTOMER SATISFACTION SURVEY RESULTS FOR DRIVER SERVICES

% of Respondents satisfied with Driver Services – survey conducted every two years

	<u>2016</u>	<u>2018</u>	<u>2020</u>
Promptness – “were you satisfied with how promptly the staff handled things?”	79%	78%	82%
Courtesy – “were you satisfied with the courtesy of the staff?”	87%	86%	89%

Employees:

- Completed the 2021 **Employee Satisfaction Survey**, with 926 surveys completed by WYDOT employees for a response rate of 46% (2021 Employee Satisfaction Survey Results, SFY21)
- A subcommittee of the Employee Advisory Groups helped develop a WYDOT telework policy and guidelines that complimented the Wyoming Administration and Information (A&I) State Telework Policy; (Employee Advisory Group Tasks/Notes, SFY21)

TURNOVER AND ESTIMATED TURNOVER COSTS

Turnover Costs = Costs to Cover, Fill, and Onboard/Train an Employee (at average state salary), with 30 day turnover

	CY18	CY19	CY20	3 YEAR AVERAGE
Turnover Rate	13.7%	14%	14%	13.9%
Turnover Costs*	\$5,431,007	\$5,549,934	\$5,458,787	\$5,479,909

** Turnover cost calculator derived from the Wyoming Department of Workforce Services and the Predictive Index Cost Calculators*

Quality of Life Results #6 and #7

#6 - Wyoming state government is a responsible steward of State assets and effectively responds to the needs of residents and guests.

#7 - Wyoming enjoys a safe, high quality, efficient transportation system.

WYDOT is a responsible steward of state assets, responsive to the needs of the traveling public and contributes to a safe, high quality transportation system through *engineering, education, and enforcement*. More specifically, WYDOT teams inspect and maintain 1951 bridges, nearly 7,200 miles of highway pavement, and 40 airports. With the help of federal National Highway Traffic Safety Administration (NHTSA) funds, WYDOT’s Highway Safety program along with the Wyoming Highway Patrol conducts safety education, training, and events. Enforcement through the Wyoming Highway Patrol (WHP) helps to keep the driving public safe, while agency response to weather, natural, and emergency events helps keep both employees and communities safe.

WYDOT’s goals that support stewardship of state assets, responsiveness to stakeholder needs, and safe, effective transportation systems are: acquire and responsibly manage resources; provide safe, reliable, and effective transportation systems; provide essential public safety and effective communication systems, and; create and enhance partnerships with transportation stakeholders. Key contributions and

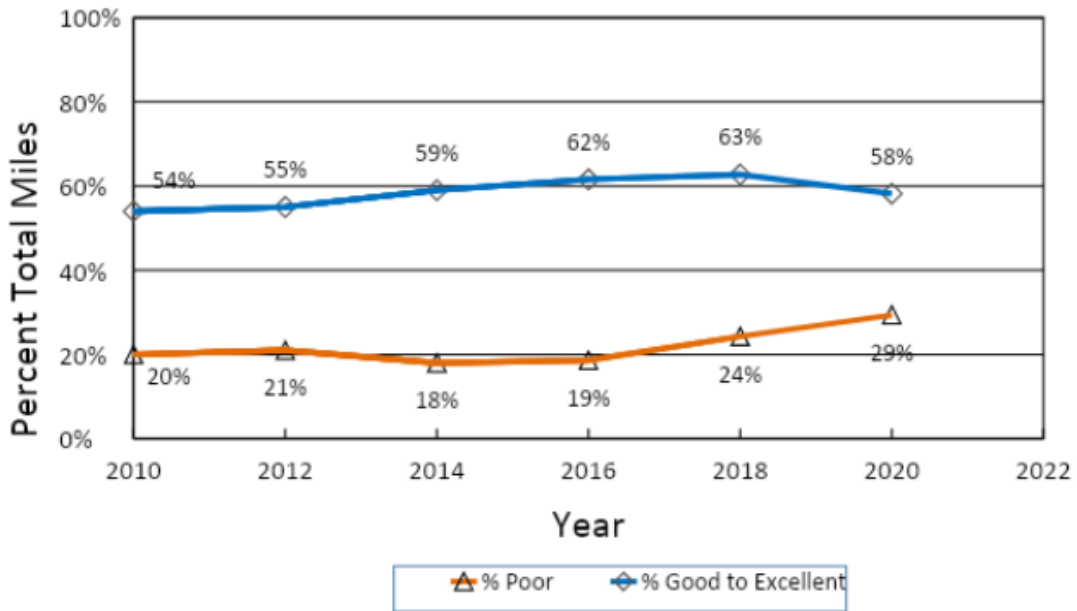
performance measures related to these goals and quality of life results in 2021 are below.

Stewardship of Assets:

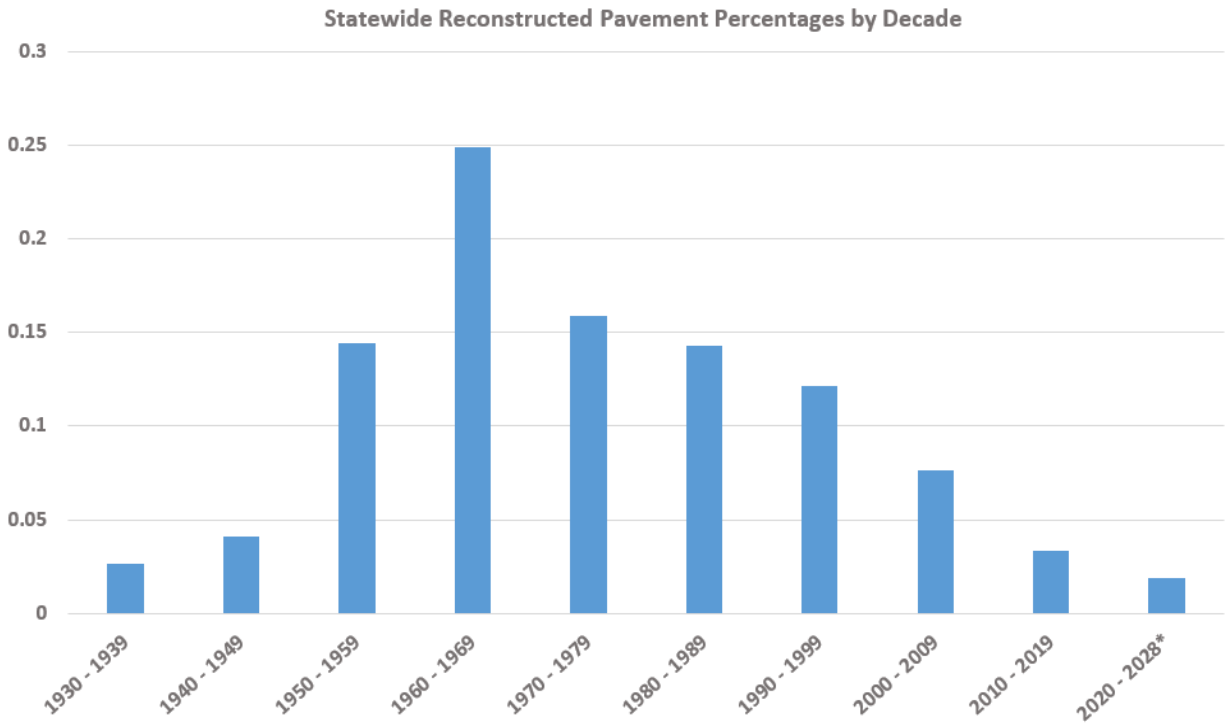
- Accounted for and reported on more than \$678 million in revenue, \$5.8 billion in infrastructure assets, \$192 million in capital assets, and \$27.9 million in inventories; (WYDOT 2020 Annual Report, SFY20)
- Bridge projects totaling \$23.3 million; 7 bridge replacement projects, 79 bridge rehabilitation projects, reviewed 153 sets of shop drawings, processed 1,136 overweight load permits, and completed 150 bridge load ratings (WYDOT 2020 Annual Report; CY20)
- Ensured maintenance of Transit assets at or above FTA standards, including 100% of facilities at or above standard (3.0 on FTA’s TERM scale) and 56.2% of vehicles below their useful life benchmark in 2020; (WYDOT Planning and Programming, WYDOT Transit Coordinator, CY20)

STATEWIDE PERFORMANCE HISTORY

Pavement Conditions using WYDOT’s Composite Index
EXCELLENT to Good condition - 58% CY2020 (63%, CY2018; 62%, CY2016)
POOR condition – 29% CY2020 (24%, CY2018; 19%, CY2016)



% OF TRANSPORTATION SYSTEM RECONSTRUCTED OVER TIME
NHS, Non-NHS, and Interstate fully reconstructed (vs preserved)



*Includes 2020 reconstruction along with planned reconstruction STIP projects through 2028.

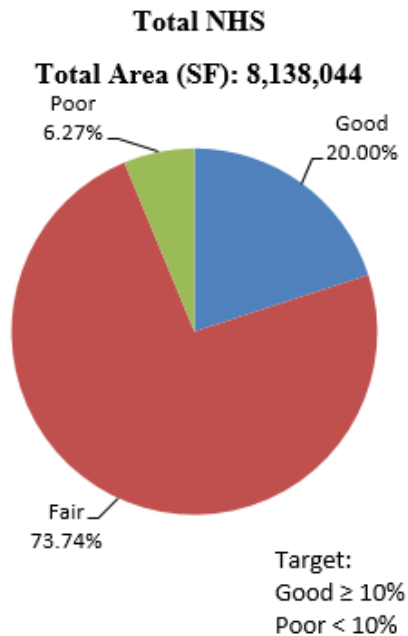
AIRPORT PAVEMENT CONDITIONS

*Statewide Area Weighted Average Pavement Condition Index (PCI)
 Rating relative to National PCI Average Rating*

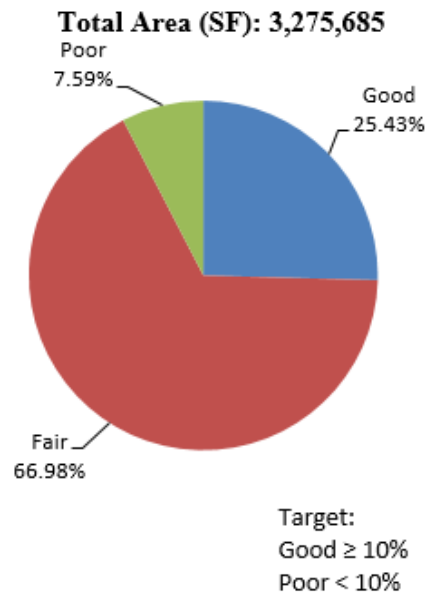
	CY 18	CY 19	CY 20
Wyoming Airport PCI Rating	82	82	81
National PCI Average	75	77	75

2020 BRIDGE CONDITIONS
20% of NHS Bridges in Good Condition
25% Non-NHS Bridges in Good Condition

2020 NHPP Performance Ratings



2020 NHPP Performance Ratings State Owned Non-NHS



Responsive to Needs:

- During the 2020 pandemic, WYDOT provided assistance by delivering test kits, COVID samples, and PPE; WYDOT had 4,589 labor hours, 187,239 miles traveled, \$65,625 in equipment costs and \$249,286 in labor costs for a grand total of \$314,911 (State Maintenance Engineer, CY20);
- Repurposed the Materials Lab to temporarily produce and distribute 50 gallons of hand sanitizer across 70 state offices and 12 National Guard armories statewide (WYDOT 2020 Annual Report, CY20).

Safety:

- The Highway Safety Improvement Program expended \$3.9 million in federal grant funds to reduce traffic crashes, fatalities, and injuries through outreach, education, and enforcement; (WYDOT 2020 Annual Report, CY20)
- WHP instructed 77 defensive driving classes with 1,520 students in attendance, and troopers taught more than 100 safety presentations at schools, businesses, fairs, and safety events; (WYDOT 2020 Annual Report, CY20)
- Through WHP's Dispatch Center, responded to 176,498 calls including Amber Alerts and endangered or missing persons, 1,308 Safe2Tell tips, and 3,124 Report Every Drunk Driver Immediately (REDDI) reports; (2020 WHP Performance Report, CY20)
- Removed more than 694 impaired drivers, 4,021 pounds of illegal substances from Wyoming's roadways; conducted 4,355 crash investigations, (WYDOT 2020 Annual Report, CY20)
- Trained more than 674 students statewide on Motorcycle Safety; (WYDOT 2020 Annual Report, CY20)

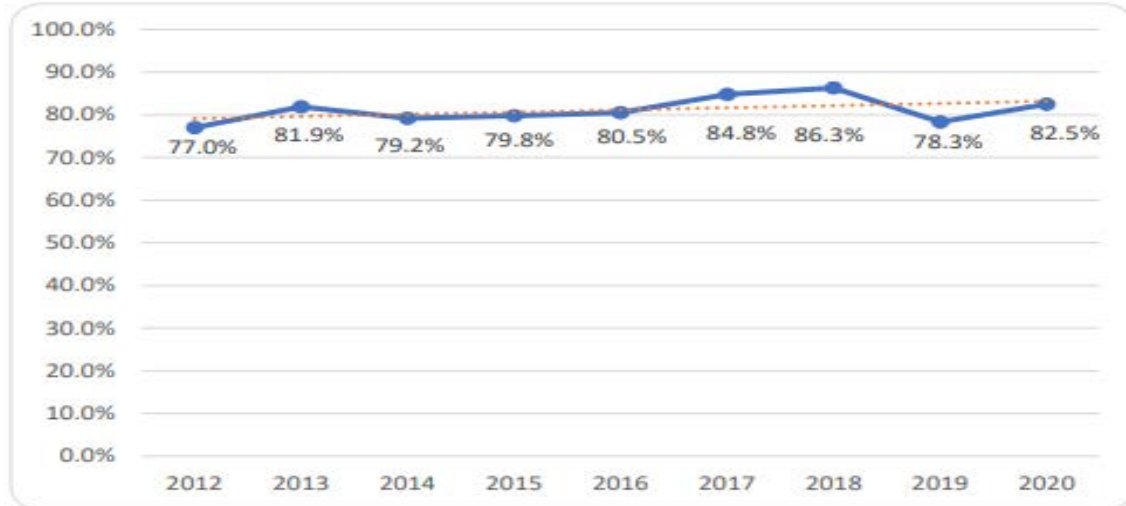
Trend in Seatbelt Use, Wyoming 2012-2020

OBSERVATIONAL SEATBELT STUDY

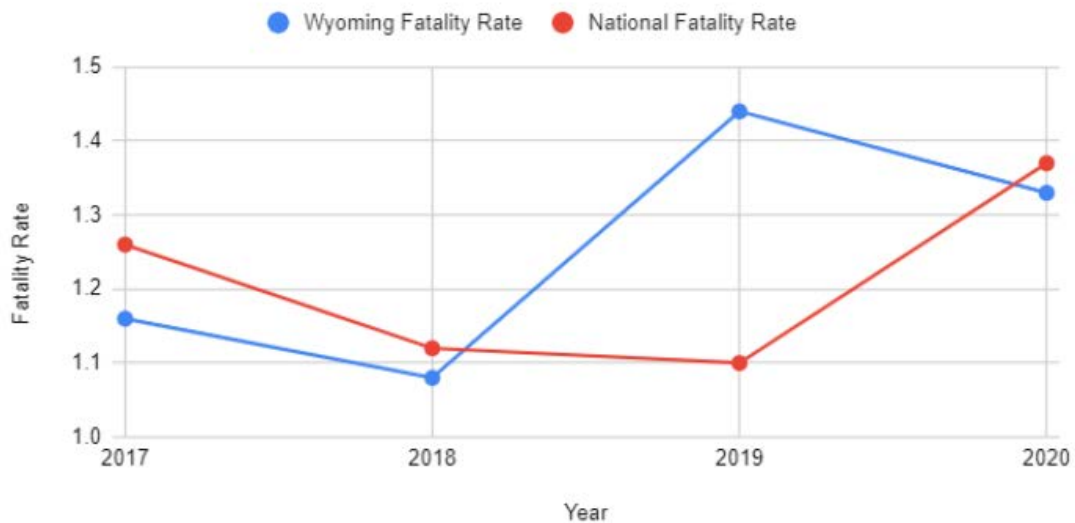
2020 Overall Seatbelt Usage in Wyoming (all vehicle registrations) - 82.5%

2020 Seatbelt Usage by Wyoming Residents (WY registered vehicles) - 80.5%

2020 National Seatbelt Use - 90.3%



Wyoming Fatality Rate and National Fatality Rate (per 100 million miles traveled (VMT))



Year	Wyoming Fatality Rate	National Fatality Rate
2017	1.16	1.26
2018	1.08	1.12
2019	1.44	1.10
2020	1.33	1.37

SEATBELT USAGE IN FATALITIES

Number and Percentage of Fatalities in which Seatbelts were used (in vehicles with seatbelts)

	CY18	CY19	CY20
Fatalities in Vehicles (w/ Seatbelts)	88	116	98
# Fatalities - Seatbelts Used	31	57	45
% Fatalities – Seatbelts Used	35%	49%	46%

Quality of Life Result #8:

Wyoming natural resources are managed to maximize the economic, environmental, and social prosperity of current and future generations.

WYDOT contributes to the preservation of Wyoming’s natural and historical resources in many ways, including the building of roadways that allow for the safe passage and natural migration of wildlife, protecting historical sites, and ensuring compliance with the National Environmental Policy Act (NEPA) in WYDOT’s construction and maintenance activities. Some of WYDOT’s significant contributions in 2020 include:

- WYDOT contributed funds and started design process for wildlife crossings and Right of Way fence on about 17 miles of I25 between Kaycee and Buffalo (WYDOT Chief Engineer, CY20)
- Completed Environmental Studies for the Dry Piney Wildlife underpasses, finished the Halleck Ridge wildlife crossing evaluation, and neared completion on two other sponsored Research Advisory Committee studies; (WYDOT 2020 Annual Report, CY20)
- Prepared (NEPA) documents for 146 projects, archived 9 formal wetland mitigation migration site releases, provided technical support for the Governor’s Wildlife Corridor Order, and completed efforts with the Governor’s Weed Management Task Force; (WYDOT 2020 Annual Report, CY20)
- In coordination with the Federal Highway Administration (FHWA), completed a new memorandum of understanding with the Bureau of Land Management to facilitate and streamline National Environmental Policy Act (NEPA) and right of way acquisitions; (WYDOT 2020 Annual Report, CY20)

WYOMING DEPARTMENT OF TRANSPORTATION