

JOHNSON COUNTY



# WYOMING'S TRANSPORTATION SYSTEM

Supporting the economy and connecting our communities.

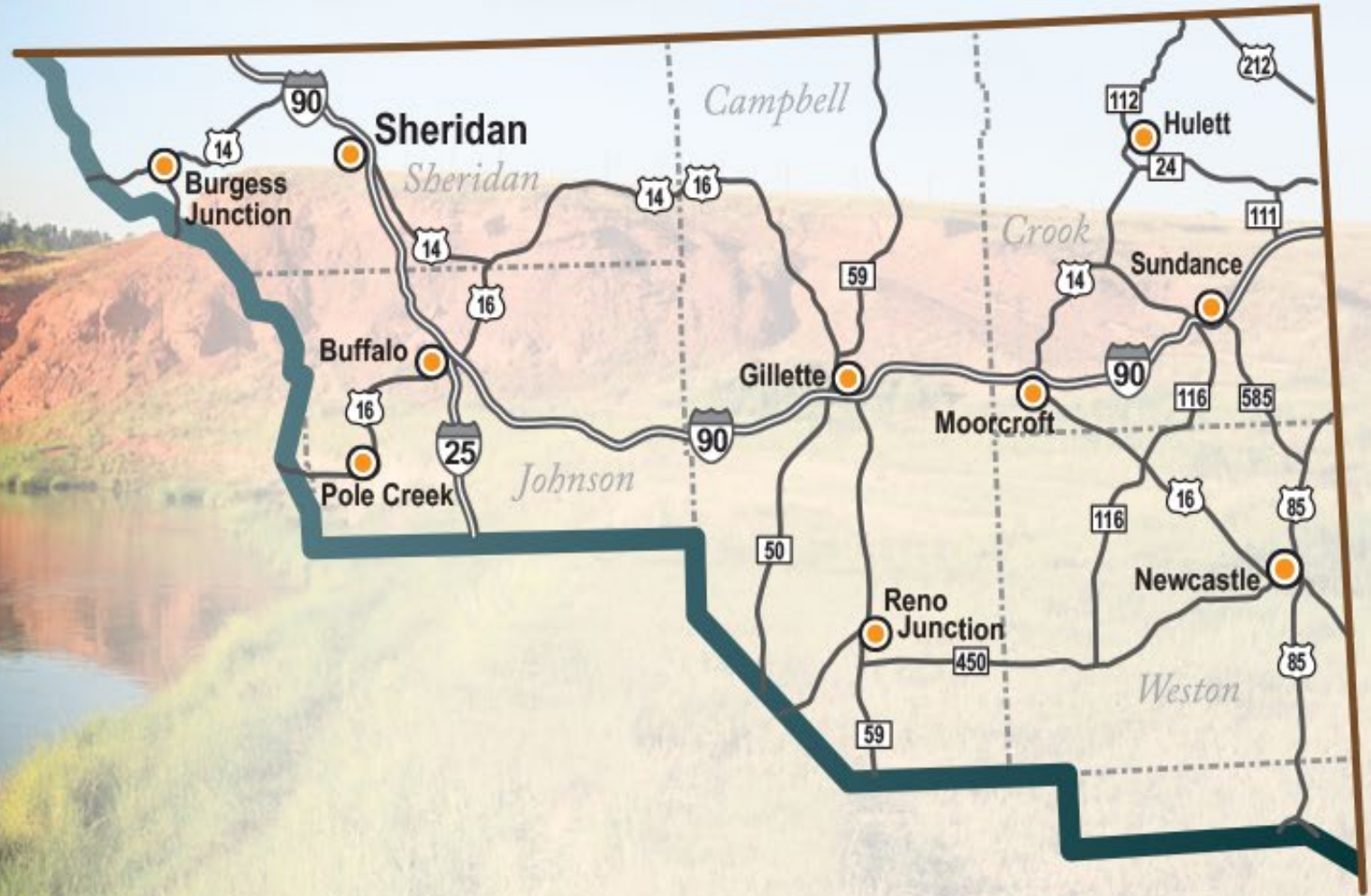
STATE TRANSPORTATION IMPROVEMENT PROGRAM 2024-2029

[Scott Taylor](#)

[Scott.taylor@wyo.gov](mailto:Scott.taylor@wyo.gov)

307-674-2300

# WYDOT District 4



**WYOMING**  
DEPARTMENT  
OF TRANSPORTATION 



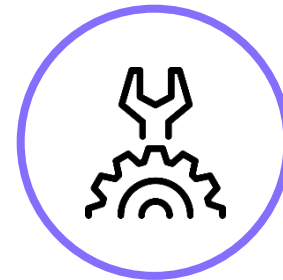
# Road Map



**WYDOT  
Overview**



**STIP  
Development  
and Overview**



**District  
Projects**



**Next Steps**



# WYDOT LEADERSHIP

## Transportation Commission



**Darin Westby**  
Interim Director



**Mark Gillette**  
Chief Engineer



**Scott Taylor, PE**  
District Engineer



**Susan Holmes, Chair**  
Sheridan/Johnson/  
Campbell Counties



**Mark Hughes**  
Weston and Crook  
Counties



# Administrative Staff



**Larry Konetzki**  
District  
Maintenance  
Engineer



**Isaac Finkle**  
District  
Construction  
Engineer



**Michelle  
Edwards**  
District Traffic  
Engineer



**Tim Winslow**  
Equipment  
Supervisor



**Laura Dalles**  
Public  
Relations  
Specialist



**Erik Brannigan**  
Safety Officer



**Jenny Sullivan**  
District Human  
Resources



**Captain  
Ben Schlosser**  
WHP



# Johnson County



**Stephan Charles**  
Resident Engineer



**Dustin Hockett**  
Area Maintenance  
Supervisor



**Andy Reimers**  
Maintenance Foreman  
Buffalo



**Chuck Thompson**  
Maintenance Foreman  
Pole Creek



**Shawn Schoolcraft**  
Shop Supervisor



**Lieutenant  
Erik Jorgensen**  
WHP



# Purpose, Mission, Vision & Values

**Purpose:** Support Wyoming's economy while safely connecting communities and improving the quality of life.

**Mission:** Provide a safe and effective transportation system.

**Vision:** Excellence in Transportation

**Values:** Respect, Integrity, Dedication, Excellence, Safety (RIDES)





# WYDOT Assets

It's PEOPLE  
Largest Agency in the State  
employs 2047 people

Currently there are 1734 WYDOT employees statewide  
~ 313 vacancies Statewide

District 4 employs 170 people  
~40 vacancies  
Mechanics  
Maintainers  
Resident Engineers  
Stripers








# WYDOT Assets

- Highways ~6,700 Miles of Roads and 2000 Bridges

District	1	2	3	4	5	Total
Interstate	247	241	187	237	0	<b>912</b>
US Hwys	209	388	550	394	690	<b>2231</b>
State Hwys	403	379	188	279	271	<b>1520</b>
Frontage/Other	272	589	466	341	400	<b>2068</b>
<b>Total (Miles)</b>	<b>1131</b>	<b>1597</b>	<b>1391</b>	<b>1251</b>	<b>1361</b>	<b>6731</b>

District	1	2	3	4	5	Total
<b>On-system</b>	<b>367</b>	<b>469</b>	<b>349</b>	<b>515</b>	<b>261</b>	<b>1961</b>
Off-system	139	195	149	161	200	844
<b>Total (Bridges)</b>	<b>506</b>	<b>664</b>	<b>498</b>	<b>676</b>	<b>461</b>	<b>2805</b>



Wyoming Transportation Fact Book -

[https://www.dot.state.wy.us/home/administration/strategic\\_performance/fact\\_book.html](https://www.dot.state.wy.us/home/administration/strategic_performance/fact_book.html)



# Cost Escalation

Bid items changes we are seeing from 1 to 2 years ago.  
Increases in federal funding not covering inflation.

Material	Previous Price	Today's Price
Hot Plant Mix	\$36-45/ton	\$65-75/ton
Binder	\$450 - \$600/ton	\$900-1000/ton <i>*As high as \$1500/ton</i>
Mobilization	7-9%	9-12%
Traffic control	3-5% (structures 6-8%)	6-10% (structures 12%)
Milling	\$0.75-\$1.00	\$1.20 - \$3/SY
Chip seal	\$0.75 - \$1.00/SY	\$1.50 - \$2.00/SY
Fencing	\$2 - \$3/ft.	\$3.5 – \$5/ft.
Reinforced concrete approach slabs	\$200 -\$300/SY	\$375-\$500/SY
Box beam guardrail	\$45/ft.	\$80/ft.
Structure steel	\$2-\$3/lb.	\$4-\$5/lb.



- Past, Present and Future Projects

FY	STIP Amount	Projects let to Contract	\$ Let to Contract
2022	\$336.2M	103	\$368.2M
2023	\$350.2M	Planned = 99 Anticipated = 84	Anticipated = \$372.2M
2024	~\$320M	Planned = 97	

- Delayed approximately \$70M in FY23 to FY24
- Based on current prices, had to either move projects back or reduce scope to account for approximate \$100M over budget in FY24



# Infrastructure Investment & Jobs Act (IIJA)

Total Anticipated Formula Funding for Wyoming*					
FY	Surface Transportation**	Bridges (BFP)	Electric Vehicles (EV)	Aeronautics	Total Federal
2022	\$341,695,183	\$45,000,000	\$3,963,841	\$50,000,000	\$440,659,024
2023	\$349,679,812	\$45,000,000	\$5,704,011	\$50,000,000	\$450,383,823
2024	\$355,407,542	\$45,000,000	\$5,704,011	\$50,000,000	\$456,111,553
2025	\$362,470,085	\$45,000,000	\$5,704,011	\$50,000,000	\$463,174,096
2026	\$369,673,879	\$45,000,000	\$5,704,152	\$50,000,000	\$470,378,031
Total	\$1,778,926,501	\$225,000,000	\$26,780,026	\$250,000,000	\$2,280,706,527

\* **State and/or local match required in most instances**

\*\***Construction only not Operations**

- Generally, **\$100M additional funding per year / requires matching funds**
- Congress must still appropriate funding for most core programs on a yearly basis
- Discretionary Grants – competitive grants creating new and increasing existing funding opportunities – **requires matching funds which we likely will not have available**
- Once federal funds start to become available, the agency will use its Guiding Principles to determine the best use of funds to achieve the maximum benefit to Wyoming

### Federal vs State Funding


- National Average – 70% State / 30% federal
- Wyoming – 29% State / 71% Federal



# Bridge Formula Program (BFP) - Local Projects

## 2022 Infrastructure Investment and Jobs Act (Bipartisan Infrastructure Law) dedicated funding for bridges

- Replace or rehabilitate bridges in poor condition
- \$45 million/year for 5 years (\$225 million)
- Minimum 15% (\$6.75 million/year) to off-system bridges. 100% federal funds on qualifying bridges
- Planned to address 44 bridges in poor condition
  - Estimated construction costs \$76 million
  - Equates to approximately 45% of funding going to off-system bridges
    - Targets largest and most expensive bridges
    - Allow agency to substitute other **poor** bridges for replacement in lieu of selected structure
- Have confirmed 32 bridges in the program – several others being looked at
- Selected two consultants (HDR & Jacobs) to perform project management and preliminary engineering activities
- Projects will start to be let in FY25, with last projects going out in FY29
- Seeing large increase in unit bridge costs
  - Average has gone from \$175/sf to \$400/SF
  - Will continue to fund the off-system bridges currently in the program





# Bridge Formula Program (BFP) - Local Projects

District	County / Town	Feature Intersected	Str No	Project Number	Work	Project FY
4	Campbell Co.	N Fork Dead Horse Creek	DVX	CN17055	Replace	2029
4	Crook Co.	Donkey Creek	DWL	CN18065	Replace	2026
4	Sheridan	Little Goose Creek	EAY	2550501	Replace	2025
4	Sheridan Co.	BNRR	ECY	CN03048	Replace	2026
4	Weston Co.	Unnamed Draw	DYL	CN21014	Replace	2027
4	Weston Co.	Beaver Creek	DYK	CN21015	Replace	2027



# EV Charging Stations

- NEVI - National Electric Vehicle Infrastructure Program
  - Purpose of the program: The electric vehicle infrastructure funding will help EV drivers to have regular access to charging stations. Includes:
    - Acquisition and installation of EV charging infrastructure and traffic control devices and signs.
    - Operation and maintenance of EV charging infrastructure for up to five years.
    - Data sharing requirements about EV infrastructure to ensure long-term success of equipment installed under the formula program.
  - Requirements:
    - 50 mile minimum distance between charging stations
    - Charging stations placed a minimum of 1 mile from alternative fuel corridor (I-80, I-25, I-90)
    - Minimum of four Direct Current Fast Chargers (DCFC) and 150kW and higher charging capacity in each location
    - Funding is up to 80% federal / 20% matching
  - Once FHWA has approved full build out on the interstates, can look at using remaining NEVI funds on other routes
  - Working on updated NEVI plan – Due August 1
- WYDOT NEVI Plan overview
  - No state funds will be used to build or operate stations, the matching funds will be either private or from a local jurisdiction
  - WYDOT has hired a consultant (HDR) to provide technical matter expertise necessary to design, complete, build, monitor, and operate the stations over the NEVI appropriation life cycle
  - With the assistance of the NEVI consultant, WYDOT will issue a series of Requests for Information (RFI) and/or Requests for Proposal (RFP) to bid out construction, maintenance, and operation of stations along alternative fuel corridors.
  - Continue to work on RFI/RFP for charging stations on the alternate fuel corridors – No set timeline to have out
    - Waiting to see how other states are approaching the use of the NEVI funds
    - Want to minimize risk to department and state on the acquisition and operation of charging stations
  - A copy of the plan and approval letter from FHWA can be found our or website at:  
[https://www.dot.state.wy.us/home/planning\\_projects/zero-emission-vehicles/national-electric-vehicle-infrastructure-\(nevi\)-program.html](https://www.dot.state.wy.us/home/planning_projects/zero-emission-vehicles/national-electric-vehicle-infrastructure-(nevi)-program.html)



## Transportation Grant opportunities

([https://www.dot.state.wy.us/home/business\\_with\\_wydot/grants.html](https://www.dot.state.wy.us/home/business_with_wydot/grants.html))

**Contains information on grants that can be applied for by local governments**

- Competitive federal grants
  - Includes guidance documentation
- Zero emission vehicles
- Highway safety behavioral
- Aeronautics
- Local government transportation programs







# Divisions and Programs

## Headquarters

- Director's Office
- Chief Engineer
- Asst. Chief Engineers
- Administrators

## Supporting programs

- Financial services (budget, fuel tax admin, grants/contracts, procurement)
- Human Resources
- Employee Safety
- Public Affairs
- Planning
- Transit
- Local Government Programs





# Divisions and Programs

## Engineering and Planning

- Bridge
- Contracts & Estimates
- Geology
- Highway Development
  - Engineering Services
  - Project Development
  - Photogrammetry & Survey

## Other Programs

- Environmental Services
- Materials and pavement testing
- Field Operations
- Local agencies
- Budget
- Local Government Programs
- Program Development



**BRIDGE PROGRAM**  
WYOMING DEPARTMENT OF TRANSPORTATION





# Divisions and Programs

## Emergency Communications

- WyoLink
- 24-hour Transportation Management Center (TMC)
- Road Condition Website

WYO511

WYOROAD.INFO





# Divisions and Programs

- Highway Patrol
  - Troopers
  - Ports of Entry
  - Dispatch
  - Executive protection

## Dispatch received

- 193,175 calls
  - 3,314 REDDI calls
  - 1,336 Safe2Tell tips

## Patrol contacted

- 770,590 commercial vehicles,
- weighed 372,703 commercial vehicles/found 38,942 overweight vehicles.
- Issued 204,411 oversize/overweight permits generating over \$9.9M in fees.



- Responded to 4,527 crashes
- Arrested 572 impaired drivers

## WHP STATISTICS: SUBSTANCES SEIZED

*Marijuana: 10,254 pounds*

*Marijuana Edibles: 159 pounds*

*THC Oil: 49 pounds*

*THC Wax: 113 pounds*

*Methamphetamine: 660 pounds*

*Heroin: 5 pounds*

*Cocaine: 118 pounds*

*Fentanyl: 8 pounds*

*Illegal Prescriptions: 3 pounds*

*Significant amounts of Hashish, LSD, MDMA/Ecstasy, Psilocybin Mushrooms, Anabolic Steroids, and Spice*

## WHP STATISTICS: CITATIONS ISSUED

*104,615 Vehicles Stopped*

*25,265 Speeding Citations*

*1,260 Driving w/Suspended License Citations*

*529 No Child Restraint Citations*

*2,433 No Seatbelt Citations*

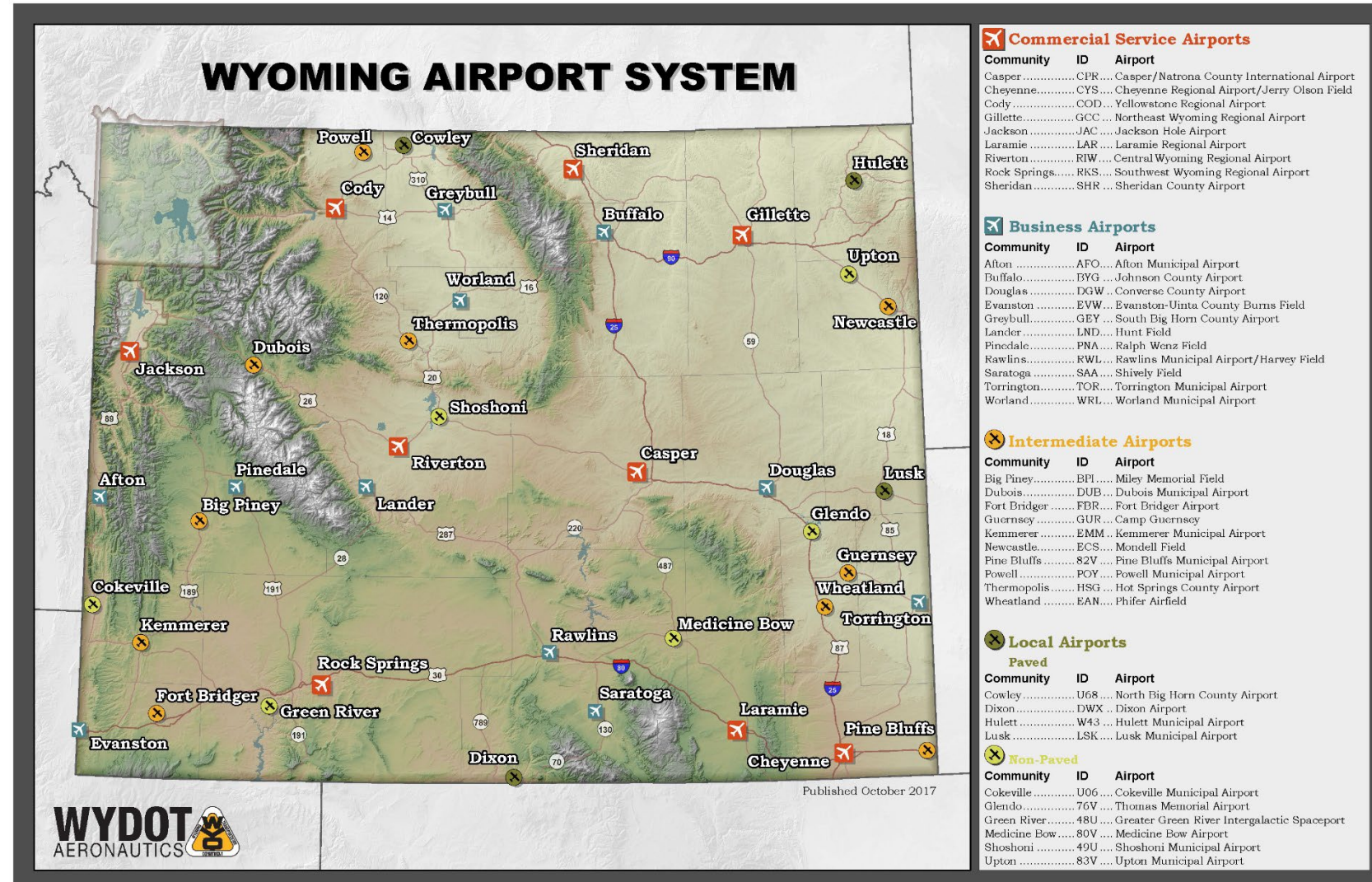
*46,632 Traffic Violations/Faulty Equipment Warnings*



# Divisions and Programs

## Aeronautics

- Engineering & Construction
- Planning
- Air Service Development
- Unmanned Aerial Systems (UAS)





# Divisions and Programs



- Driver's License, State ID's
- Commercial Drivers License (CDL)
- Compliance & Investigation (motor vehicles and vehicle dealers)
- Motor Vehicles (titles, registration, license plates)
- Suspensions/Ignition Interlock
- Organ Donor
- Senior Priority Hours
- On-line exam scheduling



**Wyoming driver license that will be phased out. Gold star indicates REAL ID compliant.**




**New Wyoming driver license WYDOT is issuing. Black outlined star indicates REAL ID compliant.**



# District Operation

## Administration

- District Engineer
  - Oversees
    - Staff Engineers
    - Public Relations
    - Safety
    - Daily operations
    - Human Resources





# Maintenance

## Larry Konetzki, District Maintenance Engineer

Responsible for keeping infrastructure operational and safe

- Snow removal
- Pavement maintenance
- Fencing
- Vegetation control
- Disaster relief
- Rest Areas
- Permits
- Facilities
- ...and so much more

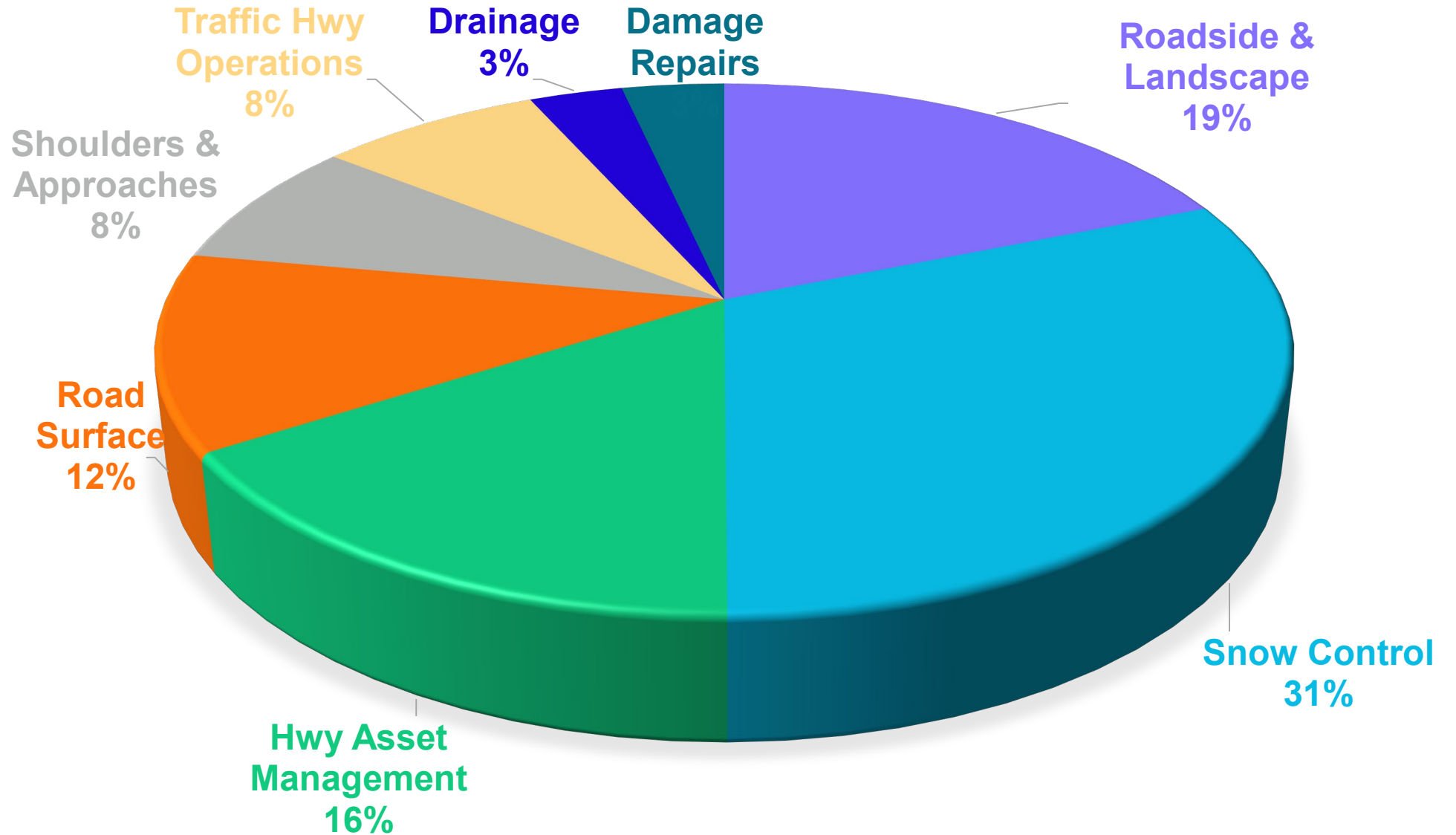






# Maintenance

Typical  
Man-hour  
Outlay





## Michelle Edwards, District Traffic Engineer

**Responsible for the maintenance and operation of all traffic safety devices**

- Striping
- Reference Markers
- Traffic Signals
- Signs
- Access Permits
- Safety and Traffic Studies
- Speed Limits
- High Mast Towers





# Traffic by the Numbers

Traffic assets to maintain


- 11,000+ signs
- 145+ crosswalks
- 120+ stop bars
- 55 traffic signals
- 58 high mast light towers





## Did you know...?

- WYDOT manages all accesses to our highway system.
- A WYDOT permit is required for:
  - A new access
  - Modification to an existing access (including fence or gate type)
  - Change in land use of an existing access
- Changing a speed limit takes more than just changing the sign!
  - State statute requires:
    - An engineering study
    - Approval of the State Traffic Engineer
    - Approval of the WYDOT Director





# Striping Operations

## Striping Fun Facts:

- Striping trucks can only travel at a maximum of 8-12 mph while striping
- All interstate lines and yellow centerlines on 2-lane roadways are re-painted each year
- 71,000 gallons of paint
- 536,000 pounds of glass reflective beads





# Equipment

## Tim Winslow, District Equipment Supervisor

Keep fleet in working order

- 18 mechanics
  - Down 6
- ~780 items -- Plows, trucks, equipment, mowers, etc.
- Manage State fuel sites





# Public Involvement

Laura Dalles, Sr. Public Relations Specialist

## Educate and inform the public of WYDOT activities in the community

- Outreach
- Public Meetings
- Construction Project Updates
- Winter Weather Messaging
- Media Release
- Adopt-A-Highway
- Roadside Memorial Program
- District Newsletter
- Highway Safety Messaging



**May 10 UPDATE**

### SHERIDAN MAIN STREET PROJECT

**CLOSURES**

- Dow Street from Brooks Street to Main Street is CLOSED.
- Main Street from Dow to Alger Street is CLOSED.
- As this project progresses, watch for temporary street closures along side streets.


**DETOURS**

- East and westbound traffic is being detoured to 1st Street, Alger Street.
- North and Southbound traffic is being detoured to Gould Street and Brooks Street.
- Consider Broadway for less congestion and stop signs.

**ACCESS**

- Sidewalks are OPEN throughout closure area with business signage.
- Public Parking available throughout downtown: Brooks and Smith Streets/Gould and Brundage Streets. Look for signs.

WEEKLY PUBLIC MEETING | WED | 1:30 | 306 N. MAIN ST  
[HTTPS://WWW.SHERIDANWY.GOV/NEWS/WHAT\\_S\\_NEW/2023\\_MAIN\\_STREET\\_UPGRADE\\_PROJECT](https://www.sheridanwy.gov/news/what_s_new/2023_main_street_upgrade_project)  
SHERIDAN\_MAIN\_STREET\_PROJECT





# Construction

## Isaac Finkle, District Construction Engineer

Oversees and leads highway construction projects

- Resident Engineer
- Engineer
- Construction and Field Survey Specialist and Technicians
- Finals Officer
- Survey Support





SHERIDAN COUNTY



# STATE TRANSPORTATION IMPROVEMENT PROGRAM

2024-2029

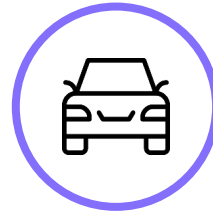


# STIP - What is in the document


Single source of the Department's projects.



**Highway  
Projects – 6  
Year Plan**



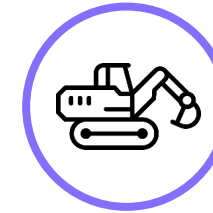
**Transit Projects  
– 1 year plan**



**Aeronautic  
Projects – 5 year  
plan**



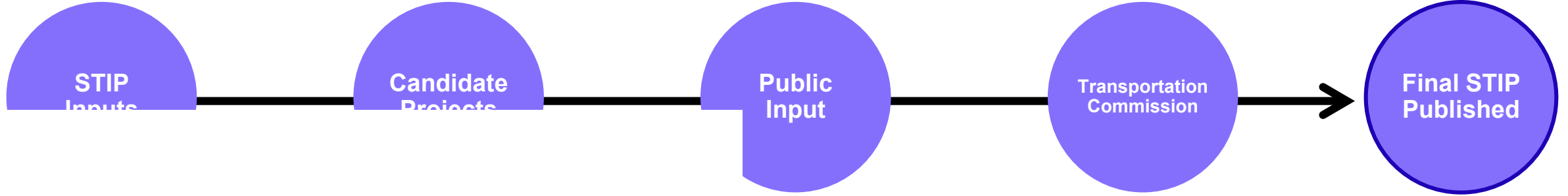
**Public Safety  
Communication  
s Commission  
(PSCC) Projects  
– 1 year plan**



**Capital  
Improvement  
Projects – 1 year  
plan**



# STIP Process Overview



1e - August

September

October 1<sup>st</sup>

- 
- 
- 
- 
- 
- 
- 
- 
- 
- 

- Other Projects

- Local Governments

- Approves STIP
- Federal Highway Administration (FHWA) concurs in approval
- Federal Transit Authority concurs in approval




# Highway Project Process



## Planning Phase

- STIP Development
- Reconnaissance
- Survey Phase
- Public Input



## Design Phase

- Issuance of design plans
- Engineering Studies
- Final plans and specifications
- Public Meetings as appropriate



## Contract Phase

- Advertisement
- Public Bidding
- Award
- Construction
- Public Meetings as appropriate



# ONLINE STIP Project Map

<https://www.dot.state.wy.us/STIP>

State Transportation Improvement Program (STIP)

Map

Add A Comment

View All Comments

Map

Yellowstone National Park

Idaho Falls

Pocatello

Ogden

Salt Lake City

Wind River Indian Reservation

WYOMING

Cheyenne River Indian Reservation

Rapid City

SOUTH DAKOTA

Pine Ridge Indian Reservation

Rosebud Indian Reservation

NEBRASKA

Legend

- 2023
- 2024
- 2025
- 2026
- 2027
- 2028
- 2029
- 2030

(c) 2015 Oracle Corp., (c) 2015 Nokia, (c) 2015 naturalearthdata.com

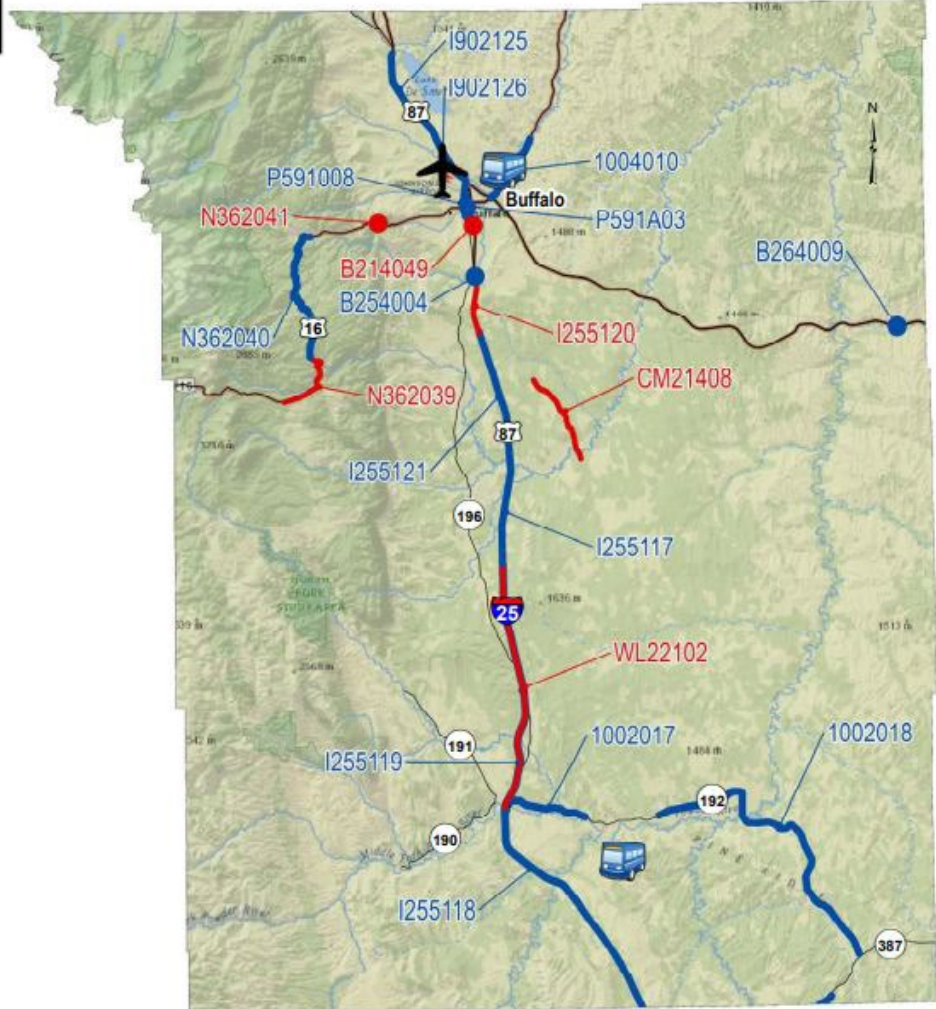


# STIP - What is in the document?

## JOHNSON COUNTY

### Key to FY 2022 STIP

- 2022
- Future
- Communications
- Aeronautics
- Transit
- Capital Improvement
- Urban Boundary Inset





# STIP

*State  
Transportation  
Improvement  
Program*



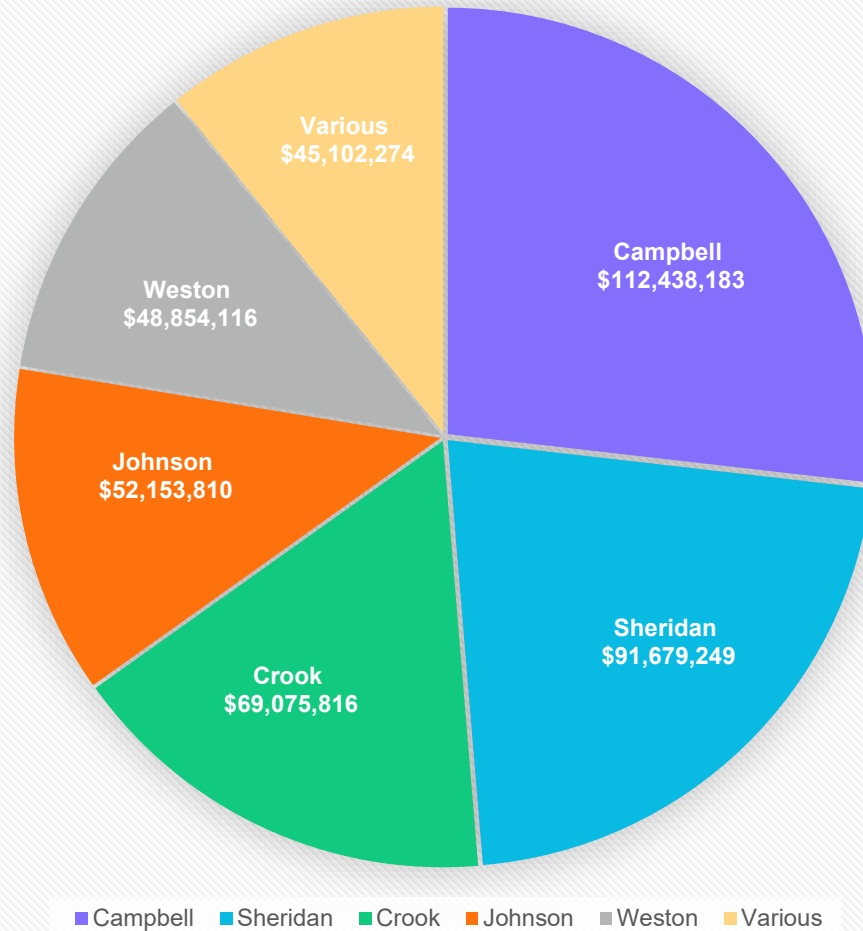
**WYDOT**  
PLANNING 

# 2023



# STIP Distribution by County 2024-2029

District 4  
STIP Distribution by County  
FY 2024 - 2029







# District Wide Bridge Rehabilitation

56 bridges are scheduled to be rehabilitated over the next six years throughout District 4.

**Total Estimated Cost: \$45,408,853**



**FUN FACT:  
There are 518  
bridges in D4**

## District 4 Bridge Projects - 2024-2029

	Project Location	# of Structures	Project Estimate
<b>2024</b>	Rehabilitation	16	\$ 14,721,536
<b>2025</b>	Replacement	1	\$ 6,306,300
<b>2026</b>	Replacement	2	\$ 4,108,048
<b>2027</b>	Rehabilitation	11	\$ 3,239,445
<b>2028</b>	Rehabilitation	11	\$ 3,737,337
<b>2029</b>	Replacement	5	\$ 10,516,187
	Rehabilitation	10	\$ 2,780,000
		<b>56</b>	<b>\$ 45,408,853</b>



# District Wide Contract Maintenance Projects

## Contract Maintenance Projects include:

- Chip Seals
- Crack Seals
- Rumble Strips
- Culvert Lining
- Epoxy Striping
- Sign Upgrades



**Total Estimated Cost: \$15,781,770**

## CONTRACT MAINTENANCE PROJECTS 2023-2029

Year	Project Estimate
2023	\$2,899,166
2024	\$4,983,104
2025	\$924,500
2026	\$975,000
2027	\$2,000,000
2028	\$3,000,000
2029	\$1,000,000
<b>Total</b>	<b>\$15,781,770</b>



**JOHNSON COUNTY STIP PROJECTS SCHEDULED  
FOR  
2024 – 2030**



# STIP Project Total 2024-2029: \$52,378,811

## JOHNSON COUNTY STIP PROJECTS - 2024 -2029

Year	Highway	Location	Mile Marker		Miles	Treatment	Current Cost
2024	US16	Buffalo to Ucross	2.12	7.40	5.28	Mill and Overlay	\$ 3,527,640
	I25/I90/WYO196	Buffalo Main Street (County & City ARS)	298.02	301.34	3.32	REHAB (BMQ)	\$ 14,641,508
							<b>\$ 18,169,148</b>
2025							
	WY196	Buffalo South/WYO 196/ Culvert Extensior	292.3			Culvert Extension	\$ 425,000
							<b>\$ 425,000</b>



# STIP Project Total 2024-2029: \$52,378,811

## JOHNSON COUNTY STIP PROJECTS – 2024-2029

JOHNSON COUNTY STIP PROJECTS – 2024-2029							
<b>2026</b>							
	US16	Buffalo-Tensleep/Buffalo West	68.96	80.09	11.13	Mill, Level and Overlay	\$ 8,514,080
	US16	Buff/Main&Fort Signal Replacment				Signal Replacement	\$ 650,000
							<b>\$ 9,164,080</b>
<b>2027</b>							
	I90	Buffalo West EBL/WBL	50.75	56.40	11.30	Mill and Overlay	\$ 15,830,658
	I90 (combined)	Structure Replacement BDB & BDC	55.02	55.02		Structure Replacement (BDB, BDC)	\$ 2,250,000
	I90 (combined)	Structure Replacement BCX,BCY,BCZ,CTS				Structure Replacement (BCX,BCY,BCZ,CTS)	\$ 4,128,000
							<b>\$ 22,208,658</b>



# STIP Project Total 2024-2029: \$52,378,811

## JOHNSON COUNTY STIP PROJECTS – 2024-2029

<b>2028</b>		No projects scheduled						
<b>2029</b>								
	I25	Buffalo South Middle Fork Section (NBL &	279.79	289.63	19.68	Micro Surface		\$ 2,836,925
								\$ 2,836,925
							<b>Six Year Total</b>	<b>\$ 52,378,811</b>
<b>Delayed</b>								
	I90	Buffalo West/ Shell Creek Interchange EB	45.14	50.75	11.22	Mill, Level and Overlay		\$ 18,196,312
								<b>\$ 18,196,312</b>

\*\*District 2 Johnson County STIP has approximately \$31million in projects scheduled for FY 2024-2029



## Contact WYDOT to learn about:

- What we do
- Funding
- Construction Projects
- Opportunities for partnerships



## Visit on-line STIP page

<https://www.dot.state.wy.us/STIP>

See meeting schedules and presentations



## Provide feedback

- On current and upcoming projects
- What are we missing - Safety, mobility, congestion, etc.
- What would you like to see in the STIP document?
- What is the best way to present information?

## Headquarters Contacts

**Mark Gillett**, *Chief Engineer*

(307) 777-4484 | [Mark.Gillett@wyo.gov](mailto:Mark.Gillett@wyo.gov)

**Keith Fulton**, *Assistant Chief Engineer – Engineering and Planning*

(307) 777-4484 | [Keith.Fulton@wyo.gov](mailto:Keith.Fulton@wyo.gov)

**Tom DeHoff**, *Assistant Chief Engineer – Operations*

(307) 777-4484 | [Tom.Dehoff@wyo.gov](mailto:Tom.Dehoff@wyo.gov)

**Sara B. Janes Ellis**, *Local Government Coordinator*

(307) 777-4438 | [Sara.Ellis@wyo.gov](mailto:Sara.Ellis@wyo.gov)

**John Davis**, *Management Services Manager – Grant information*

(307) 777-4158 | [John.Davis@wyo.gov](mailto:John.Davis@wyo.gov)



# WYOMING'S TRANSPORTATION SYSTEM

Supporting the economy and connecting our communities.

STATE TRANSPORTATION IMPROVEMENT PROGRAM 2024-2029

[Scott Taylor](#)

[Scott.taylor@wyo.gov](mailto:Scott.taylor@wyo.gov)

307-674-2300