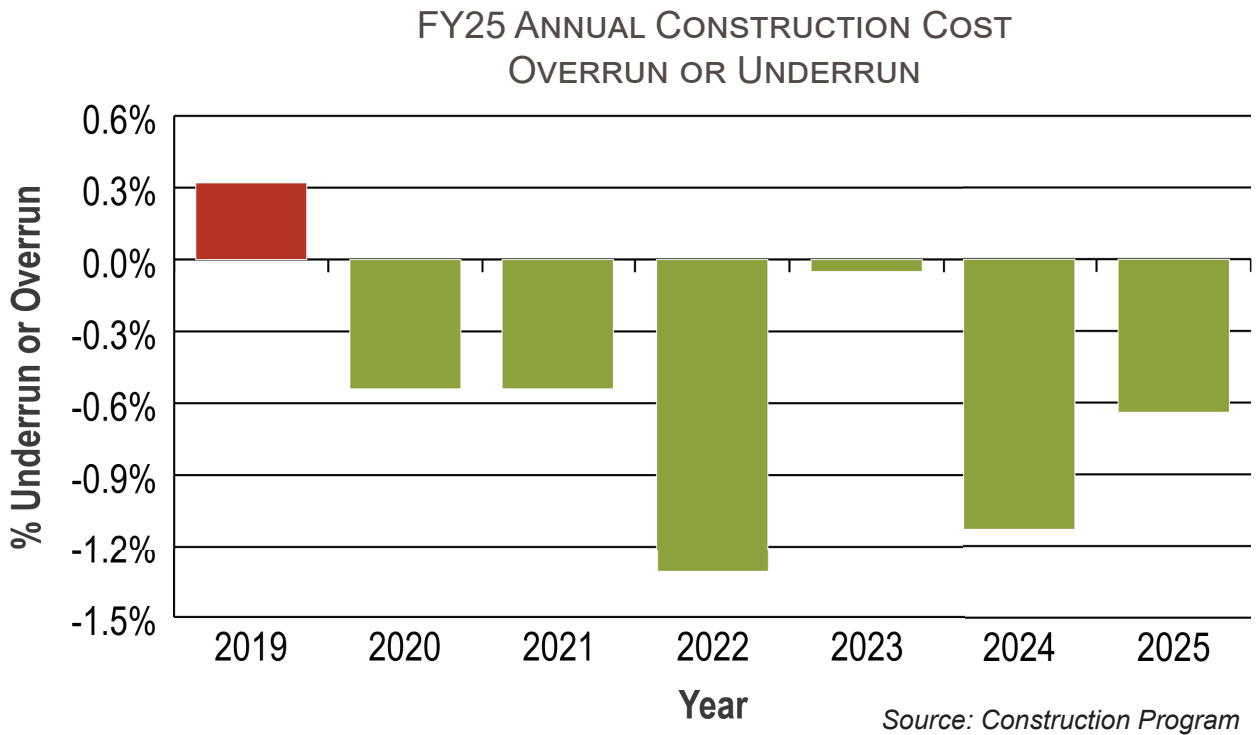
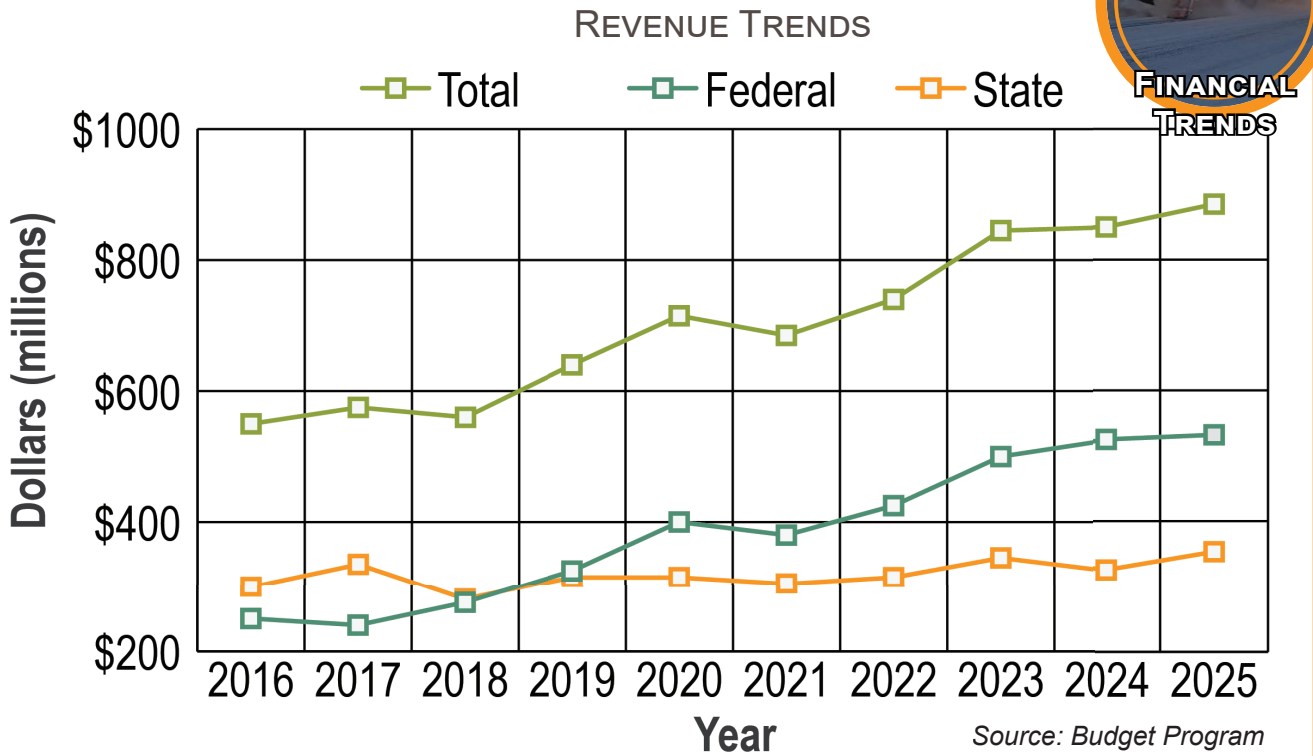


FINANCIAL PERFORMANCE

UPDATED DECEMBER 2025



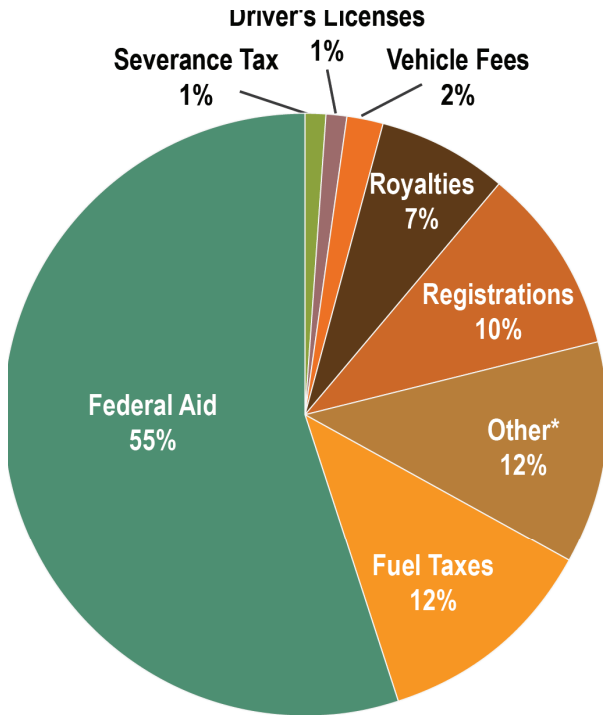
FINANCIAL PERFORMANCE

UPDATED DECEMBER 2025



REVENUE

FY25 REVENUE (WITH CARRYOVER)



Source: Budget Program

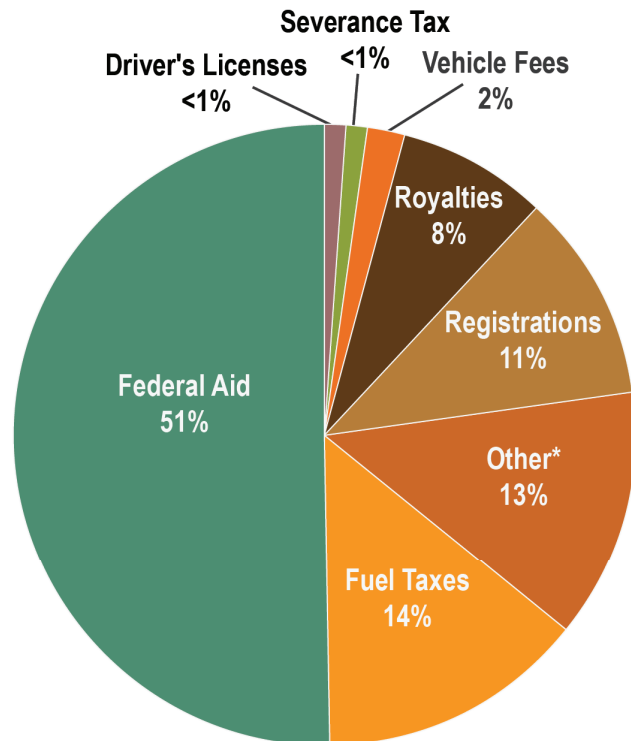
FEDERAL AID: \$531.627M
FUEL TAXES: \$121.179M
OTHER*: 113.847M
REGISTRATIONS: \$95.239M
ROYALTIES: \$64.598M
VEHICLE FEES: \$15.216M
DRIVER'S LICENSES: \$8.292M
SEVERANCE TAX: \$6.712M
TOTAL REVENUE: \$956.71M

*Other includes interest on state funds, equipment sales, and so on

FY26 ANTICIPATED REVENUE (WITH CARRYOVER)

FEDERAL AID: \$419.904M
FUEL TAXES: \$117.545M
OTHER*: 105.911M
REGISTRATIONS: \$90.927M
ROYALTIES: \$64.598M
VEHICLE FEES: \$12.792M
SEVERANCE TAX: \$6.712M
DRIVER'S LICENSES: \$6.550M
TOTAL REVENUE: \$824.938M

*Other includes interest on state funds, equipment sales, and so on



Source: Budget Program

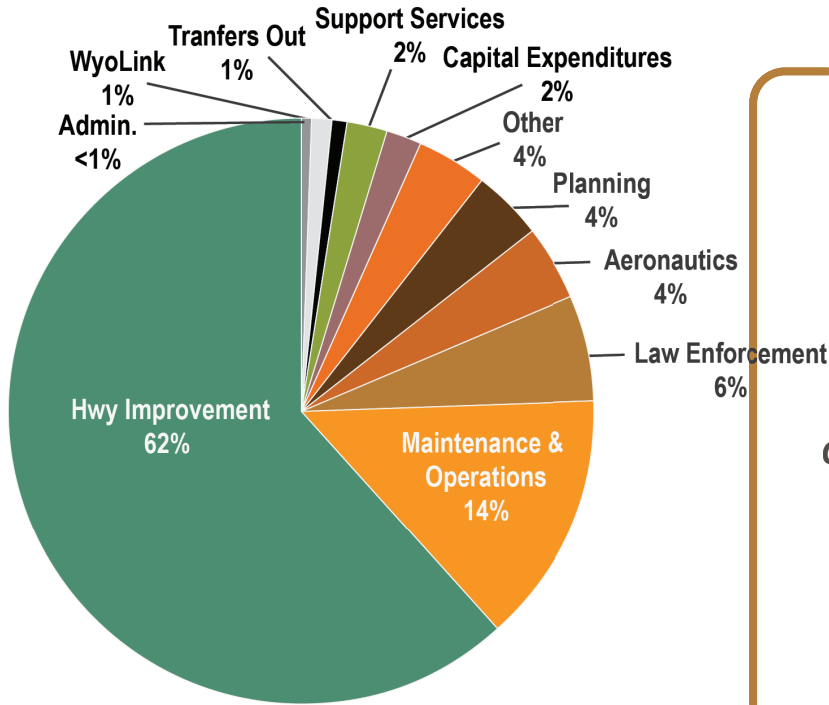
FINANCIAL PERFORMANCE

UPDATED DECEMBER 2025



EXPENDITURES

FY25 EXPENDITURES (WITH CARRYOVER)

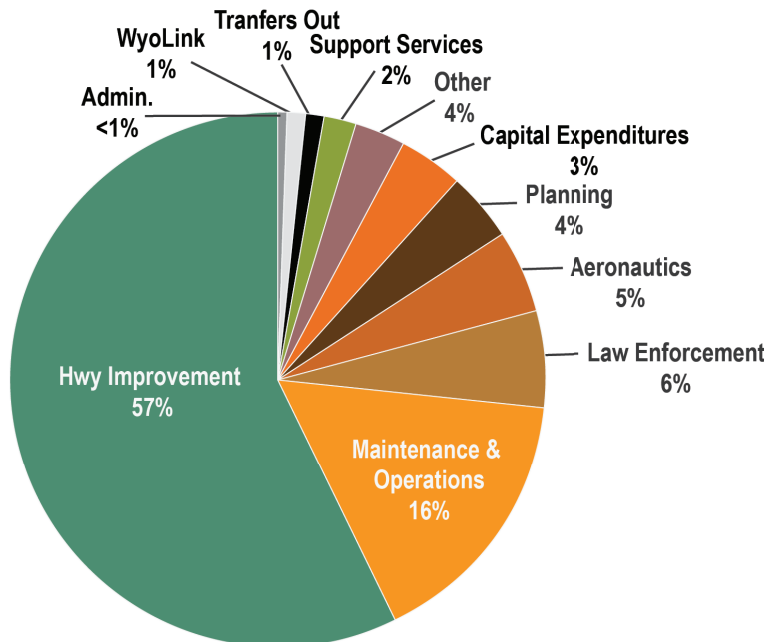


HWY IMPROVEMENT: \$579.952M
MAINTENANCE/OPS: \$126.363M
WHP: \$56.018M
AERONAUTICS: \$41.846M
PLANNING/ADMIN.: \$34.137M
OTHER: \$33.075M
CAPITAL EXPENDITURES: \$21.905M
SUPPORT SERVICES: \$17.188M
TRANSFERS OUT: \$11.809M
WYO LINK: \$5.992M
ADMINISTRATION: \$2.200M
TOTAL EXPENDITURES: \$930.484M

Source: Budget Program

FY26 ANTICIPATED EXPENDITURES (WITH CARRYOVER)

HWY IMPROVEMENT: \$472.642M
MAINTENANCE/OPS: \$133.686M
WHP: \$52.628M
AERONAUTICS: \$37.273M
PLANNING/ADMIN.: \$34.541M
OTHER: \$32.039M
CAPITAL EXPENDITURES: \$25.049M
SUPPORT SERVICES: \$17.222M
TRANSFERS OUT: \$11.680M
WYO LINK: \$5.992M
ADMINISTRATION: \$2.184M
TOTAL EXPENDITURES: \$824.938M



Source: Budget Program