

# INFRASTRUCTURE PERFORMANCE

UPDATED DECEMBER 2025

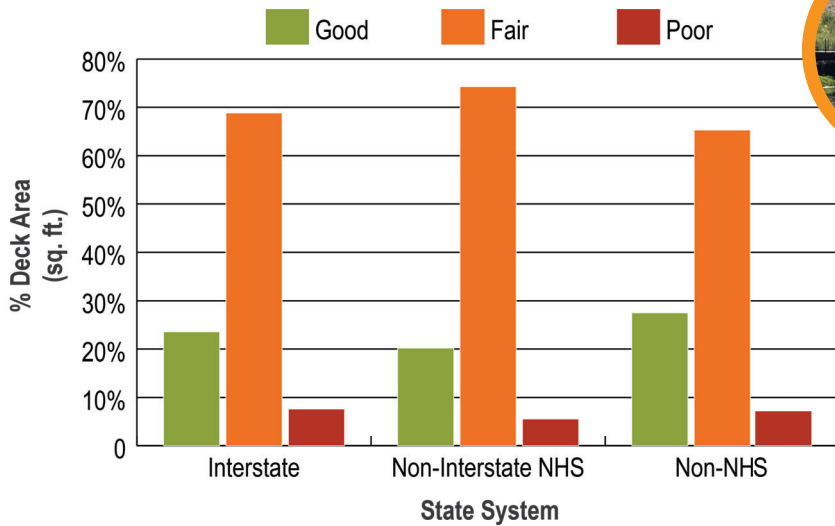


## STRATEGY

**WYDOT MET ITS BRIDGE PERFORMANCE TARGET IN FY25 BY KEEPING THE PERCENT OF DECK AREA IN POOR CONDITION UNDER 10% WHILE EXCEEDING 10% OF DECK AREA IN GOOD CONDITION**



## FY25 BRIDGE PERFORMANCE RATINGS

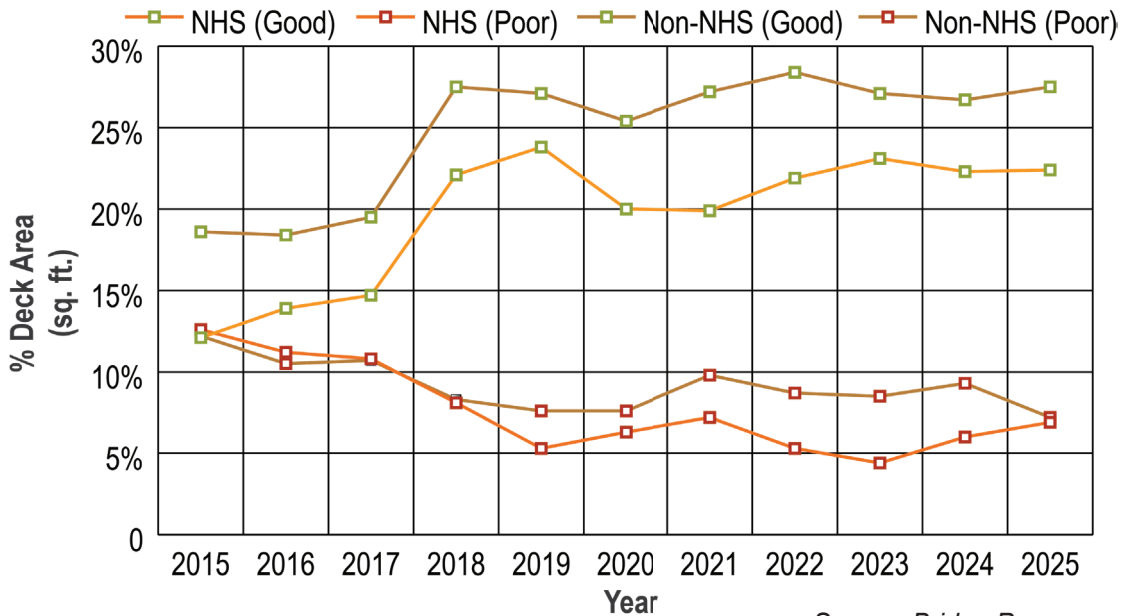


## TREND TRACKER

**MOST STATE OWNED BRIDGE DECK AREA IS IN FAIR CONDITION WITH AT LEAST 20% IN GOOD CONDITION AND UNDER 10% IN POOR CONDITION ACROSS NHS AND NON-NHS DECK AREA**

Source: Bridge Program

## STATE OWNED SYSTEM BRIDGE PERFORMANCE TRENDS



Source: Bridge Program

# INFRASTRUCTURE PERFORMANCE

UPDATED DECEMBER 2025



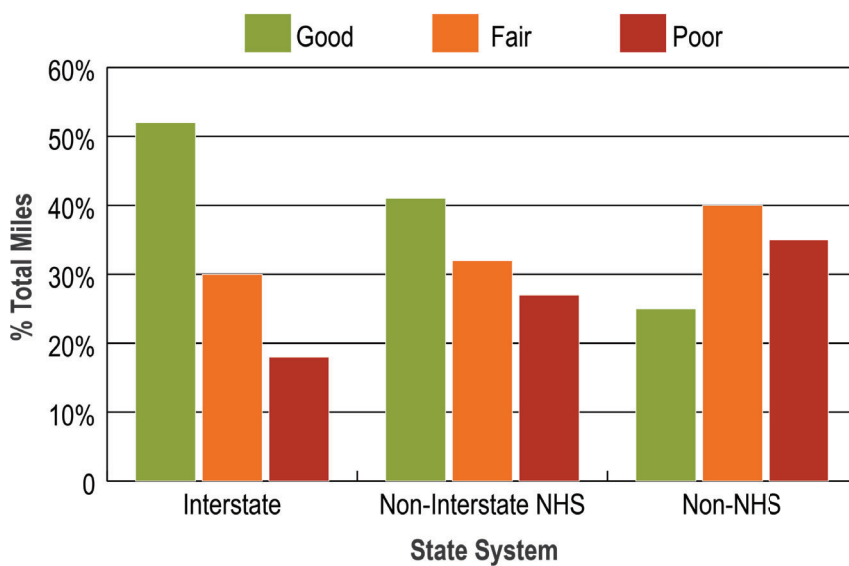
**PAVEMENT  
CONDITIONS**



## STRATEGY

**WYDOT PRIORITIZES NATIONAL HIGHWAY SYSTEM (NHS) ROADS AND TRIES TO MAINTAIN INFRASTRUCTURE IN GOOD CONDITION WHILE ADDRESSING ASSETS IN POOR OR FAIR CONDITION**

## FY25 PAVEMENT PERFORMANCE RATINGS

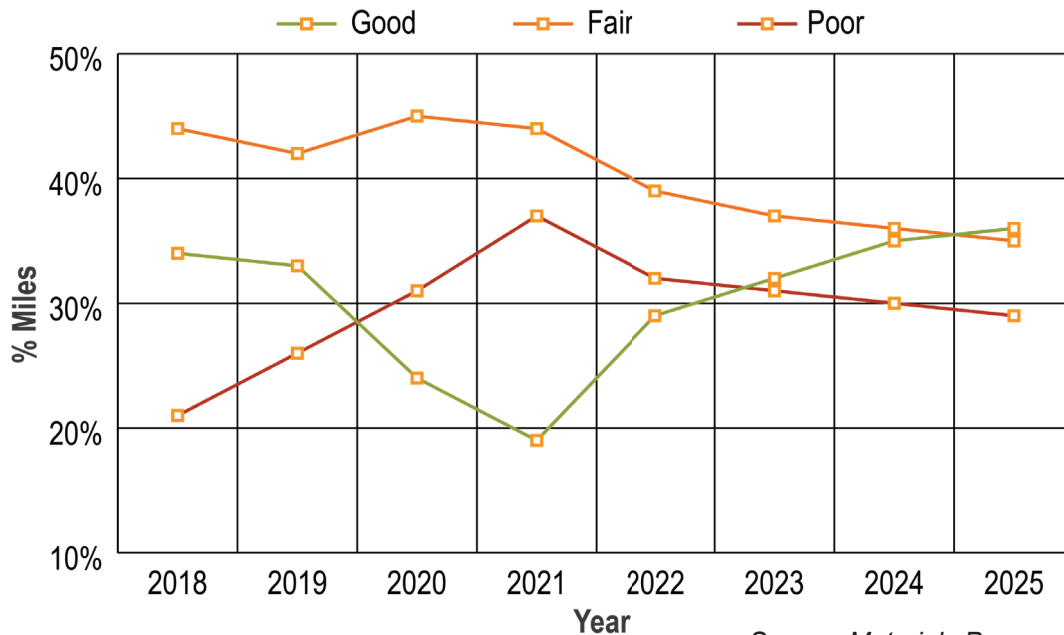


## TREND TRACKER

**MOST NHS PAVEMENTS ARE IN GOOD OR FAIR CONDITION, AND MOST NON-NHS PAVEMENTS ARE IN FAIR OR POOR CONDITION**

Source: Materials Program

## STATE OWNED SYSTEM PAVEMENT PERFORMANCE TRENDS



Source: Materials Program

# INFRASTRUCTURE PERFORMANCE

UPDATED DECEMBER 2025



**FY25 CONSTRUCTION JOBS  
COMPLETED**

**97**

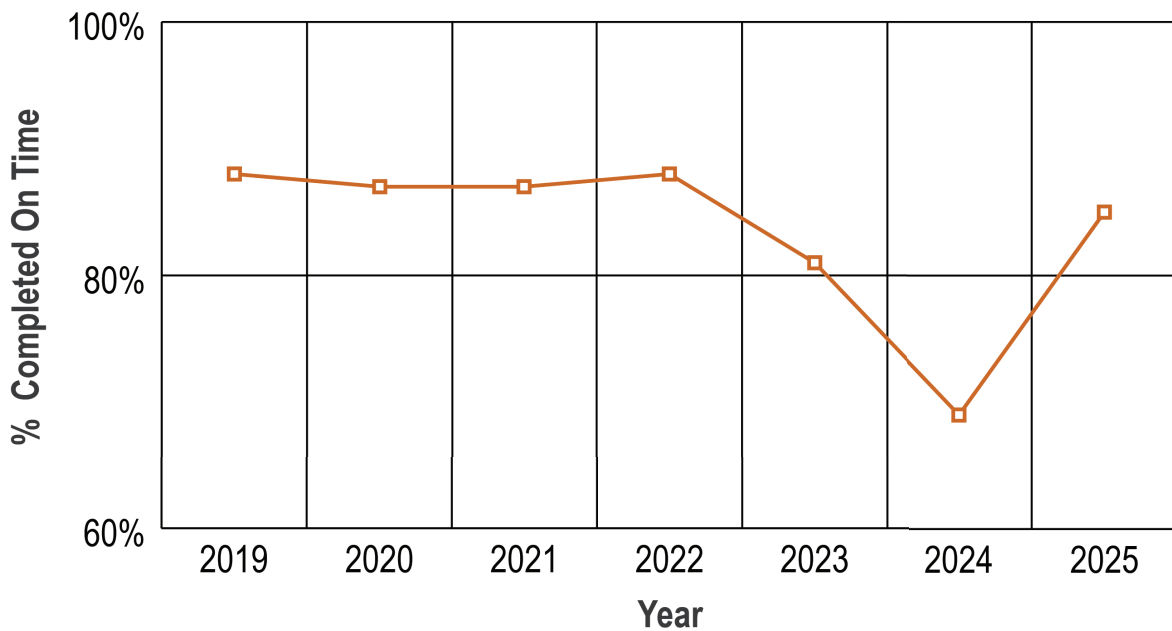


**78**



**FY25 CONSTRUCTION JOBS  
STARTED**

FY25 CONSTRUCTION JOBS COMPLETED ON TIME



Source: Construction Program