

# STIP

*State  
Transportation  
Improvement  
Program*



# 2023





Mark Gordon  
Governor

# WYOMING Department of Transportation

"Providing a safe, high quality, and efficient transportation system"

5300 Bishop Boulevard, Cheyenne, Wyoming 82009-3340



K. Luke Reiner  
Director


## STATEWIDE TRANSPORTATION IMPROVEMENT PROGRAM (STIP) STATEWIDE TRANSPORTATION PLANNING PROCESS CERTIFICATION

In accordance with 23 CFR 450.218, the Wyoming Department of Transportation hereby certifies that its statewide transportation planning process is addressing major issues facing the State and its non-urbanized areas, and is being carried out in accordance with the following requirements:

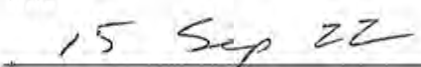
1. 23 U.S.C. 134 and 135; 49 U.S.C. 5303 and 5304; and 23 CFR Part 450;
2. Title VI of the Civil Rights Act of 1964, as amended (42 U.S.C. 2000d-1) and 49 CFR part 21;
3. 49 U.S.C. 5332, prohibiting discrimination on the basis of race, color, creed, national origin, sex or age in employment or business opportunity;
4. Section 1101(b) of the FAST-Act (Pub. L. 112-141) and 49 CFR part 26 regarding the involvement of disadvantaged business enterprises in USDOT funded projects;
5. 23 CFR part 230, regarding implementation of an equal employment opportunity program on Federal and Federal-aid highway construction contracts;
6. The provisions of the Americans with Disabilities Act of 1990 (42 USC 12101 et seq.) and USDOT regulations "Transportation for Individuals with Disabilities" (49 CFR Part 27 (Nondiscrimination on the Basis of Disability in Programs or Activities Receiving Federal Financial Assistance); 49 CFR Part 37 (Transportation Services for Individuals with Disabilities (ADA)); and 49 CFR Part 38 (Americans with Disabilities Act (ADA) Accessibility Specifications for Transportation Vehicles);
7. Sections 174 and 176 (c) and (d) of the Clean Air Act, as amended (42 U.S. C. 7504, 7506 (c) and (d)) and 40 CFR part 93;
8. The Older Americans Act, as amended (42 U.S.C. 6101), prohibiting discrimination on the basis of age in programs or activities receiving Federal financial assistance;
9. Section 324 of title 23 U.S.C., regarding the prohibition of discrimination based on gender; and
10. Section 504 of the Rehabilitation Act of 1973 (29 U.S.C. 794) and 49 CFR part 27 regarding discrimination against individuals with disabilities.



Signature



Title



Date

*"The preparation of this report has been financed in part through grant(s) from the Federal Highway Administration and Federal Transit Administration, U.S. Department of Transportation, under the State Planning and Research Program, Section 505 (or Metropolitan Planning Program, Section 104 (f)) of Title 23, U.S. Code. The contents of this report do not necessarily reflect the official views or policy of the U.S. Department of Transportation."*

## **TABLE OF CONTENTS**

STIP Introduction .....	1
Public Involvement.....	4
STIP Amendment Process.....	6
Other Program Funds .....	7
Financial Plan .....	8
Transportation Commission Districts .....	9
Transportation Asset Management.....	11
Metropolitan Planning Areas.....	16
Capital Improvement Projects .....	17
Communications Commission .....	18
Transit Introduction.....	20
Transit Asset Management.....	29
Competitive Grant Programs.....	34
Aeronautics Commission Districts .....	35
Aeronautics Introduction.....	37
Highway Districts .....	41
Albany County .....	45
Big Horn County.....	55
Campbell County .....	63
Carbon County.....	74
Converse County.....	89
Crook County .....	98
Fremont County.....	104



Goshen County .....	120
Hot Springs County .....	127
Johnson County .....	134
Laramie County.....	142
Lincoln County .....	155
Natrona County .....	164
Niobrara County .....	175
Park County .....	179
Platte County .....	190
Sheridan County .....	198
Sublette County .....	209
Sweetwater County .....	216
Teton County .....	229
Uinta County .....	238
Washakie County .....	245
Weston County .....	254
Various Counties.....	262
Illustrative Project List .....	285
Appendix A.....	286

## **STIP INTRODUCTION**

The Wyoming Department of Transportation utilizes a continuing and comprehensive planning process which encourages input from various sources to assist in determining transportation system project selections that will maintain and enhance Wyoming's Transportation system (see attached flowchart). WYDOT is taking advantage of new technologies that help identify the roads that will yield the highest return on investment by using a data-driven decision methodology that creates a system preservation focus for the Wyoming Transportation network. Input from engineering studies, performance management analysis, asset management systems, public, the collective judgment of the Transportation Commission, and professional judgement of WYDOT engineers are used to select the transportation system projects that will be incorporated into the Statewide Transportation Improvement Program, commonly known as the STIP. The STIP is not meant to serve solely as an accounting document; rather, it is a snapshot of expected projects and their schedules, and is continually being updated.

The Wyoming STIP is a six-year, fiscally constrained program that is approved by the Transportation commission. The current STIP program is fiscally constrained for the years 2023-2028. The financial plan within the STIP is constrained based on projected federal and state funding availability. The actual funding level that will be available depends upon Congressional appropriations, as well as State appropriations. The STIP represents the planned construction, construction engineering, and preliminary engineering (which may include right of way and utility costs) costs of the projects. It also includes the split between federal funding, state funding and other funding sources for each project. The Wyoming Department of Transportation's fiscal year runs from October through September.

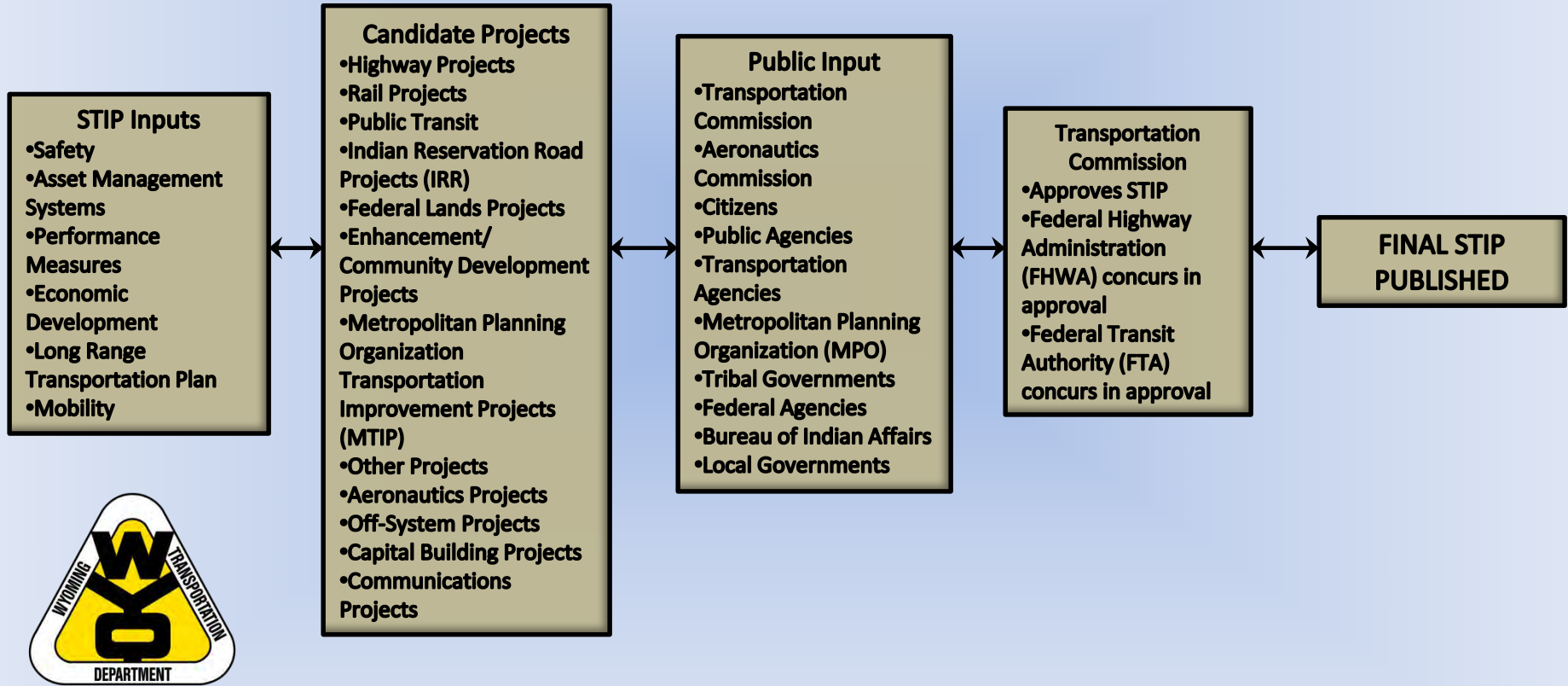
Since both the nature of the projects and the funding sources are dynamic and subject to change, the STIP is inherently fluid. Scheduling projects for improvement is a very complex undertaking in that there are a large number of challenges that must be addressed prior to a project being sent to letting. Many of these challenges are outside of the Department's ability to predict or control at the time the project is initially programmed or scheduled. Some of the challenges faced are: funding source changes, increases in construction costs, right-of-way acquisition delays, emergencies, and environmental issues. Wyoming is continually faced with cost volatility for construction materials, such as oil, steel, cement and some sources of aggregate. Changes to the STIP are approved by the Transportation Commission.

WYDOT pledges to do its best to adhere to this program and to serve the public interest through these projects. WYDOT values your input, advice, and support. Any significant changes in either revenues and/or expenses will result in adjusting the schedule of projects.

This document is divided by county alphabetically. The section entitled “Various” includes projects with locations in more than one county. Maps of the seven Transportation Commission Districts, five Aeronautics Commission Districts as well as the Transportation Department’s five Construction and Maintenance Districts are included for reference purposes. The map for each county indicates projects scheduled for construction in Fiscal Year (FY) 2023 and future years. City inset maps indicate projects within urban areas in FY 2023 and future years. Project locations are depicted at the approximate midpoint of the project length. Various location projects are not mapped. Locations can be provided upon request. Aeronautics and capital improvement projects are shown at their locations for FY 2023 and future years. Transit projects are shown in their associated town or city. These project types are depicted by symbolic icons. Project numbers specific to these locations are shown in the affiliated tables and not on the county or city inset maps. For an inter-active view of the projects in the STIP go to: <https://webapp.dot.state.wy.us/ao/f?p=951:1:116133076854266>. For an online view of the STIP follow the link: <http://www.dot.state.wy.us/STIP>



# ELEMENTS COMPRISING THE WYOMING STATE TRANSPORTATION IMPROVEMENT PROGRAM (STIP)



## **PUBLIC INVOLVEMENT**

The Wyoming Department of Transportation utilizes an extensive public involvement process for development and implementation of the STIP. Once projects have been identified in the planning process and proposed for inclusion in the STIP, the document is released for public review and comment. WYDOT reviews the proposed STIP with the public in the early summer of each year at a number of meetings throughout the state, often using open house style forums in individual counties. After the initial input has been received, a draft STIP is advertised and made available for public comment for a minimum of 30 days, beginning in August. The STIP is then ultimately presented to the Transportation Commission, with the received comments, at its September meeting.

Public involvement activities inform the public and gather information about concerns and impacts a project, or a potential project, may have upon affected communities. WYDOT evaluates these impacts at each step of the transportation life cycle, including within its long range plan, project selection process, project alternatives analyses, construction, maintenance, and performance monitoring. Of special concern is ensuring minority and low-income populations are not disproportionately impacted by transportation projects, also known as Environmental Justice. The WYDOT Planning Program evaluates the state for areas of minority and low-income populations to ensure that additional measures are taken to facilitate a full and fair participation by all potentially affected communities during the long range planning process and the project selection process. WYDOT also evaluates the performance of the transportation system within those areas to ensure that disadvantaged populations are not being underserved with respect to their transportation needs. Additionally, special care is taken after a project has been selected to safeguard against smaller communities being disproportionately impacted by the project.

Information on the STIP, public meetings, and copies of the STIP can be found on the WYDOT website at <https://www.dot.state.wy.us/STIP>. Included in the website is an interactive map showing the proposed highway project locations. The interactive map allowed the public to provide comments on specific projects, or to provide generic or location specific comments or concerns. The interactive map and associated comments could be found at <https://webapp.dot.state.wy.us/ao/f?p=951:1:116133076854266>.

The following chart summarizes WYDOT's public involvement data.

**In-Person STIP Public Involvement Data**  
(Current as of September 1, 2022)

Fiscal Year	Number of Meetings	Number of WYDOT Attendees	Number of Non-WYDOT Attendees	Number of Comments	Comments Acknowledged
2022	32	214	322	157	Yes
2023	29	155	404	153	Yes

More information on WYDOT's public involvement process can be found in the Public Involvement Handbook at:

<http://www.dot.state.wy.us/files/live/sites/wydot/files/shared/Public%20Affairs/District%20Info/2011%20Public%20Involvement%20Handbook.pdf>



## **STIP AMENDMENT PROCESS**

The STIP is a six-year program of projects that is updated annually and approved by the Transportation Commission each year in September. The Department views this document as a planning guide that best represents the transportation needs and funding assumptions at the time of STIP approval.

It must be realized that conditions such as changes in state and federal funding, changes in construction cost, re-evaluation of priorities, changing economic conditions, and changes in conditions of roadway assets can and do occur during the year. The Department has established an internal STIP amendment process that is responsive to these changing conditions.

This process enables the Department to adjust project scope and scheduling to meet changing priorities, to add or move projects because additional funds have been identified, or to add or advance projects that have received special funds (grants, COVID relief, etc.) during the planning year. Proposed amendments are reviewed internally by the staff and recommendations presented to the Transportation Commission for approval on a monthly basis.

The FHWA approves the first four years of the STIP. Their view is that any of the projects in the second through fourth year may be advanced for Federal Funds and commitment without requiring an amendment to the STIP. WYDOT requires an internal STIP amendment when projects are: (1) added to the STIP; (2) deleted from the STIP; (3) modified due to substantial changes in the termini of the project or (4) updated due to significant change in the cost of projects.

The FHWA also states that the WYDOT can obligate funds from any of the various FHWA funding program sources without necessitating a STIP amendment.

## **OTHER PROGRAM FUNDS**

### **INDIAN RESERVATION ROADS:**

The Indian Reservation Roads projects are included if their submittal was received prior to the printing of this document. Tribal Transportation Improvement Program projects are included in the STIP by reference, and are available at:

<https://highways.dot.gov/federal-lands/programs-tribal/planning/rocky-mountains>

### **METROPOLITAN TRANSPORTATION IMPROVEMENT PROGRAMS:**

The Casper Metropolitan Transportation Improvement Program (MTIP) and the Cheyenne MTIP for Fiscal Years 2020-2023, and as amended, are included in the STIP by reference, and are available at:

#### **Casper MTIP:**

[https://cdn5-hosted.civiclive.com/UserFiles/Servers/Server\\_62983/File/Government/Departments/Community%20Development/MPO/FY22%20-%20FY25%20MTIP%20Casper%20Area%20MPO%202023%20Amendment%20FINAL.pdf](https://cdn5-hosted.civiclive.com/UserFiles/Servers/Server_62983/File/Government/Departments/Community%20Development/MPO/FY22%20-%20FY25%20MTIP%20Casper%20Area%20MPO%202023%20Amendment%20FINAL.pdf)

#### **Cheyenne MTIP:**

[http://www.plancheyenne.org/wp-content/uploads/2022/06/22-25\\_TIP\\_Projects\\_MAY2022\\_AMENDMENTS.pdf](http://www.plancheyenne.org/wp-content/uploads/2022/06/22-25_TIP_Projects_MAY2022_AMENDMENTS.pdf)

The transit dollar amounts shown in both the narrative and on the county pages do not reflect the entire amount for each MPO. These amounts shown in this STIP represent the State local share. For total Program amounts refer to the Community's MTIP.

### **FEDERAL LANDS HIGHWAY PROGRAMS:**

Wyoming is administratively assigned to Central Federal Lands and Western Federal Lands, but projects are occasionally assigned to Eastern Federal Lands. Federal Lands Transportation Improvement Program projects are included in the STIP by reference, and are available at:

<https://highways.dot.gov/federal-lands/programs-planning/tip/wfl>

<https://highways.dot.gov/federal-lands/programs-planning/tip/cfl-transportation-improvement-program>

# Wyoming Department of Transportation Financial Plan State Transportation Improvement Program

8/1/2022

## Anticipated Revenue

FY 2023	
Federal 2022 Carryover *	\$ 157,233,731
Federal 2023	\$ 402,829,545
State 2022 Carryover	\$ 1,039,220
State 2023	\$ 109,577,495
Total Federal and State Revenue Authority	<b>\$ 670,679,991</b>

FY 2024	
Federal 2023 Carryover	\$ 106,934,289
Federal 2024	\$ 407,643,535
State 2023 Carryover	\$ 789,220
State 2024	\$ 76,121,442
Total Federal and State Revenue Authority	<b>\$ 591,488,486</b>

FY 2025	
Federal 2024 Carryover	\$ 141,934,290
Federal 2025	\$ 414,014,023
State 2024 Carryover	\$ 457,507
State 2025	\$ 69,688,790
Total Federal and State Revenue Authority	<b>\$ 626,094,610</b>

FY 2026	
Federal 2025 Carryover	\$ 134,750,552
Federal 2026	\$ 420,511,921
State 2025 Carryover	\$ 4,726,005
State 2026	\$ 70,981,076
Total Federal and State Revenue Authority	<b>\$ 630,969,554</b>

## Anticipated Obligations

FY 2023 STIP Projects		Other 2023 Projects	
Federal 2023	\$ 343,304,462	Federal 2023	\$ 55,025,064
State 2023	\$ 89,060,161	State 2023	\$ 7,500,290
Total	<b>\$ 432,364,623</b>	Total	<b>\$ 62,525,354</b>
Total Obligations 2023**	<b>\$ 494,889,977</b>		
Remaining Balance 2023***	\$ 175,790,014		

FY 2024 STIP Projects		Other 2024 Projects	
Federal 2024	\$ 284,018,684	Federal 2024	\$ 59,204,987
State 2024	\$ 65,432,236	State 2024	\$ 9,019,689
Total	<b>\$ 349,450,920</b>	Total	<b>\$ 68,224,676</b>
Total Obligations 2024**	<b>\$ 417,675,596</b>		
Remaining Balance 2024***	\$ 173,812,890		

FY 2025 STIP Projects		Other 2025 Projects	
Federal 2025	\$ 315,462,605	Federal 2025	\$ 60,457,107
State 2025	\$ 54,261,642	State 2025	\$ 9,158,650
Total	<b>\$ 369,724,247</b>	Total	<b>\$ 69,615,757</b>
Total Obligations 2025**	<b>\$ 439,340,004</b>		
Remaining Balance 2025***	\$ 186,754,606		

FY 2026 STIP Projects		Other 2026 Projects	
Federal 2026	\$ 306,823,640	Federal 2026	\$ 60,457,107
State 2026	\$ 54,263,064	State 2026	\$ 9,158,650
Total	<b>\$ 361,086,704</b>	Total	<b>\$ 69,615,757</b>
Total Obligations 2026**	<b>\$ 430,702,461</b>		
Remaining Balance 2026***	\$ 200,267,093		

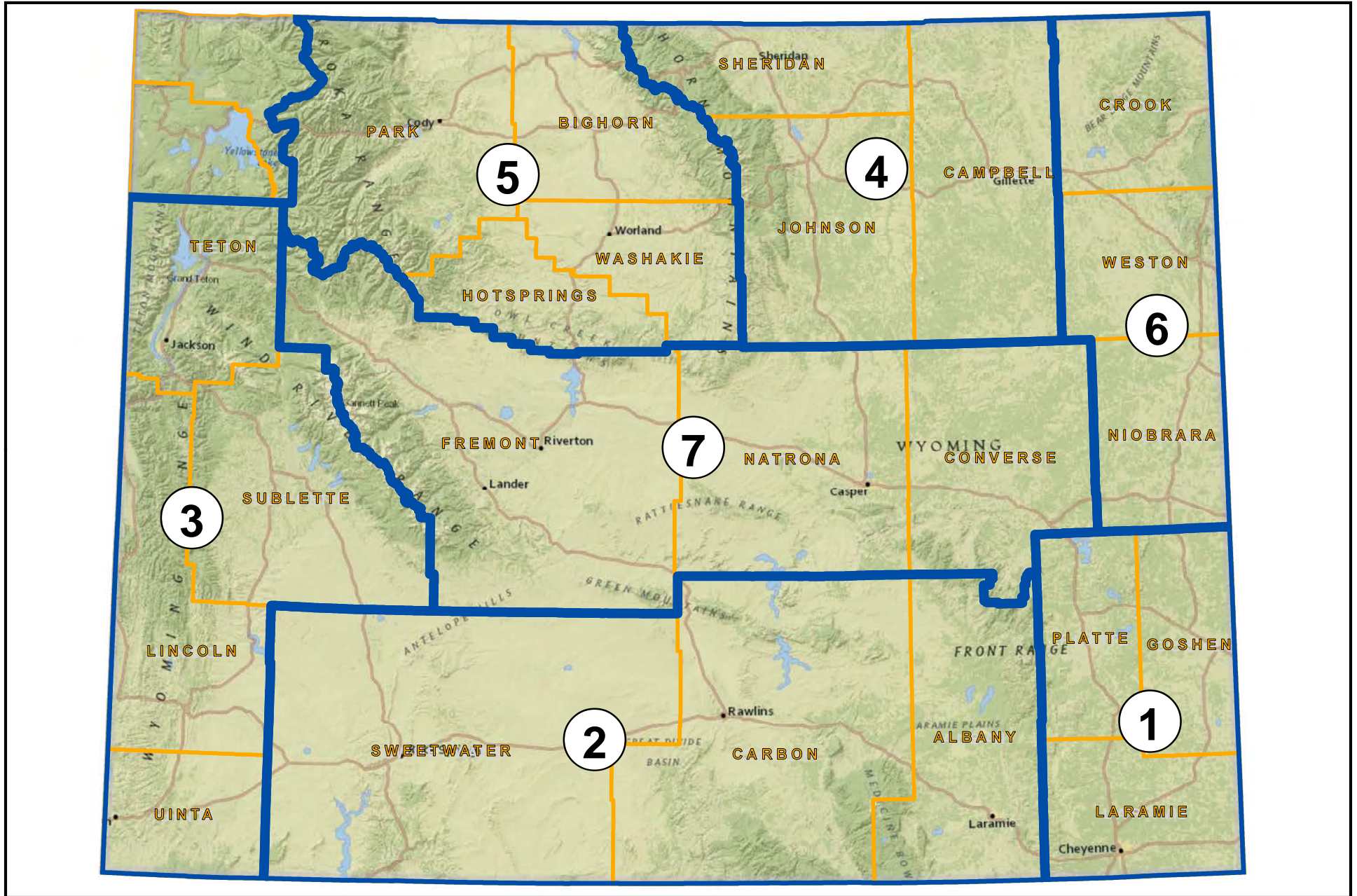
\* Includes 2022 obligations on 2023 projects.

\*\* Includes contract lettings and other federal and state mandated programs.

\*\*\*Funds are accounted for projects that will be programmed for these years. They include: Urban, Rail Highway Crossings, Dust Mitigation, Transportation Commission Projects, Community Development, Maintenance Chip Seals/Patching, Bridge Rehabilitation, etc.




# TRANSPORTATION COMMISSION DISTRICTS



# TRANSPORTATION COMMISSION

**District 1**



**Patrick Crank  
Cheyenne**

**District 2**



**Jim Espy  
Savery**

**District 3**



**Jon Dolezal  
Evanston**

**District 4**



**Susan Holmes  
Sheridan**

**District 5**



**Greg Venable  
Worland  
Vice Chairman**

**District 6**



**Mark Hughes  
Sundance**

**District 7**



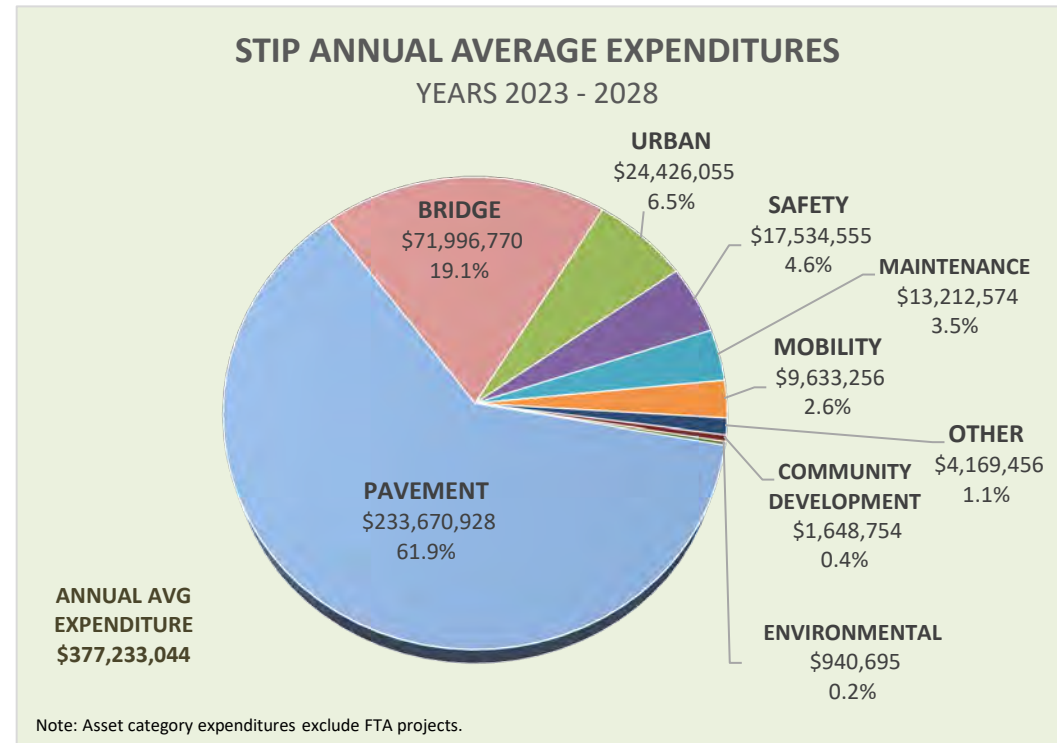
**Phil Schmidt  
Casper  
Chairman**

## TRANSPORTATION ASSET MANAGEMENT

In compliance with Federal Law 23 U.S.C. 119(e), and in conjunction the Infrastructure Investment and Jobs Act (IIJA) (§ 11105), the Moving Ahead for Progress in the 21st Century Act (MAP-21) and Fixing America's Surface Transportation (FAST) Act, WYDOT has implemented a risk-based Transportation Asset Management Plan (TAMP) focused on infrastructure preservation. The objective of the TAMP is to develop the set of principles and investment strategies that support the achievement of desired service levels across Wyoming's transportation network, and outlines the asset management strategies that best maintain the State's transportation network given finite funding. Accordingly, WYDOT has adopted a preservation strategy of asset management, which prioritizes maintenance and preservation of existing pavement and bridge assets over system modernization and expansion.

Regular, planned investments are the optimal way to extend the service life of roadways and bridges at the least cost to the agency. Proper management over the lifespan of an asset helps prolong service life, reduces the rate of asset consumption, and lowers long-term operating costs (proactive versus reactive maintenance). By applying the proper treatment at the correct time, WYDOT can effectively minimize the rate of asset consumption and mitigate the impacts of deterioration and usage, while simultaneously maximizing resource allocations to sustain desired levels of service. Overall, WYDOT aims to prolong the service life of its current assets at the least practicable cost, while simultaneously achieving progress towards national performance goals for infrastructure management, safety enhancements, congestion mitigation, system reliability, freight movement and economic vitality, environmental sustainability, and reduced project delivery delays.

The portfolio of projects outlined in the STIP are those that yield the greatest return on investment based on a systematic approach to maintenance, preservation, rehabilitation and replacement. WYDOT relies on recommendations from its asset management systems (PMS, BMS) to develop STIP projects that conform to the investment strategies established in the TAMP, as well as achieve progress toward meeting designated performance targets. In order to meet these national performance targets, WYDOT plans to invest a minimum of \$185 million annually for pavements, and \$35 million for bridges. The chart above depicts a snapshot of WYDOT's planned resource allocations for the current STIP years (2023-2028).





Reporting on National Performance Measures improves agency accountability to the public, and allows WYDOT to better communicate to lawmakers the necessary funding levels that will be required to sustain the State's transportation network at the current, or desired level of service. Transportation performance targets are reported to the Federal Highway Administration (FHWA) on a 4-year cycle, and may be adjusted at the 2-year midpoint. WYDOT's national performance targets and actual conditions have been summarized in the chart below, and the associated statistics can be located on FHWA's Transportation Performance Management (TPM) Website:

<https://www.fhwa.dot.gov/tpm/reporting/state/state.cfm?state=Wyoming>.

**Transportation System Performance Target Assessment**

Measure Area	Performance Measures	Target	FY2020 Actual	Target Met?
The Condition of Pavements on the Interstate	% of Interstate Pavements Classified as in Good Condition	40	48.9	Yes
	% of Interstate Pavements Classified as in Poor Condition	5	1.5	Yes
The Condition of Pavements on the NHS (excluding Interstate)	% of Non-Interstate NHS Pavements in Good Condition	40	50.2	Yes
	% of Non-Interstate NHS Pavements in Poor Condition	10	1.1	Yes
The Condition of Bridges on the NHS	% of NHS Bridges Classified as in Good Condition	10	19.7	Yes
	% of NHS Bridges Classified as in Poor Condition	10	7.2	Yes
The Performance of the Interstate System	Interstate Time Travel Reliability Measure	96	100	Yes
Freight Movement on the Interstate System	Freight Reliability Measure	1.25	1.19	Yes

Source: FHWA TPM reporting website

For Interstate pavements, WYDOT has set a performance target on its Interstate system at greater than 40% in good condition, and less than 5% in poor condition. For the non-Interstate National Highway System (NHS) system, WYDOT's target is to have greater than 40% in good condition, and less than 10% in poor condition. Pavement targets were established based on full-distress plus IRI data.

Bridge targets have been set at 10% of NHS bridges in good condition (by area of deck square footage), and less than 10% in poor condition. Expected funding levels and recommendations from the bridge management system (BMS) were used to establish these targets, with the goal of maintaining bridges in a healthy condition within a given budget scenario.

For system reliability, WYDOT measures the Level of Travel Time Reliability (LOTR) of its transportation system, and calculates the percentage of person-miles travelled on the Interstate and non-Interstate NHS that are considered reliable. WYDOT has set its performance targets for system reliability at greater than 96% for Interstates, and greater than 88% for non-Interstate NHS routes. The national performance measure as it pertains to freight movement and economic vitality uses a measure of Truck Time Travel Reliability (TTTR). The TTTR Index is a ratio of the 95<sup>th</sup> percentile truck travel time to the 50<sup>th</sup> percentile truck travel time, which constitutes the time delay (a lower index value is preferable). For Wyoming, most

of the time delay for trucks is due to winter weather conditions and construction, very little of which is actually attributable to congestion as such. For freight movement, WYDOT has set its TTTR index performance target at 1.25.

For the most part, Wyoming does not experience issues of congestion, per se, and is not required to report the national performance metric for congestion mitigation, or Peak Hour Excessive Delay (PHED). The PHED performance measure is only applicable to urbanized areas or Metropolitan Planning Organizations (MPO's) with populations exceeding one million people, and located in a federally designated nonattainment or maintenance area for ozone, carbon monoxide (CO) or particulate matter. Similarly, Wyoming does not suffer from air quality or pollution issues to the same extent that larger states or major metropolitan cities do. The main contributors to air pollution in the two nonattainment areas of the State are not transportation-related; therefore, WYDOT utilizes its Congestion Mitigation and Air Quality Improvement (CMAQ) program dollars towards dust mitigation in other areas with higher particulate matter or pollutant levels that could potentially lapse into nonattainment status. WYDOT's CMAQ performance target, based on a CMAQ Emissions Reductions (kg/day), has been set at zero.

In addition to maintaining and preserving its existing transportation infrastructure, another top priority for WYDOT focuses on improving the safety of the travelling public, with the aim of selecting safety treatments that effectively reduce fatalities and serious injuries. To this extent, WYDOT has set its current safety performance targets (based on a 5-year rolling average) to the following: Fatalities – 128, Fatality Rate –1.35, Serious Injuries – 462, Serious Injury Rate – 4.9, and Non-motorist Fatalities and Serious Injuries (pedestrian and bicyclists) – 29. While actual safety statistics are reported on an annual basis for the preceding fiscal year, there is typically a lag between data submittal and validation; therefore, the data in the subsequent chart reflects WYDOT's most recent FHWA data submittals. Safety targets were established in coordination with WYDOT's safety partners and its State Highway Safety Plan (SHSP). The chart below summarizes WYDOT's progress towards achieving safety performance targets based on the latest Safety Performance Target Assessment:

**Wyoming Safety Performance Target Assessment**

Performance Measure	2016-2020 Target	2016-2020 Actual	Target Met?
Number of Fatalities	128.0	124.0	Yes
Rate of Fatalities	1.350	1.252	Yes
Number of Serious Injuries	462.0	386.6	Yes
Rate of Serious Injuries	4.900	3.914	Yes
Number of Non-Motorized Fatalities & Serious Injuries	29.0	28.8	Yes

Source: FHWA TPM reporting website

A more detailed analysis of WYDOT's bridge and pavement performance targets and anticipated STIP expenditures is covered in WYDOT's official certified 2022 TAMP, located at the following link: <https://www.dot.state.wy.us/files/live/sites/wydot/files/shared/Planning/Transportation-Plans/2022%20WYDOT%20TAMP%20FINAL.pdf>.

## **TRANSPORTATION PROJECTS CHARACTER OF WORK**

<b>Character of Work</b>	<b>Description</b>	<b>Examples</b>
ADA IMPROVEMENTS	Work to address pedestrian access and mobility	wheel chair ramps, curb ramps, correcting uneven surfaces, installation of truncated domes
ADDITIONAL LANES	Projects to improve capacity and/or mobility	passing lanes, additional through lanes, truck lanes, climbing lanes, multi-lanes
BRIDGE REPLACEMENT	Replacement of existing bridge	new bridge, large culvert, or reinforced box culvert
COMMUNITY DEVELOPMENT	Enhancements projects (non-highway related work)	pedestrian and bicycle facilities, recreational trails, pathways, safe routes to school projects, community improvements, environmental mitigation related to transportation, entry signs, decorative railing or lighting
DRAINAGE REPAIR	Work to address erosion, flood, or other water related damage	flood repairs to slopes, riprap repair or replacement, pipe inlet or outlet repairs, cleaning out culverts and ditches, replacing damaged culverts, debris removal
ENVIRONMENTAL	Projects to address environmental issues	wetland mitigation or monitoring, dust suppression, wildlife crossing, fish passage
FENCING	Projects to address fencing needs	add, replace or repair fence, deer/wildlife fence, right-of-way fence
GENERAL MAINTENANCE	Work to address maintenance or preservation needs	aggregate, salt/sand supply
GRADING	Dirt work only, no paving	adding dirt shoulders, safety grading for guardrail, flattening slopes
GUARDRAIL	Work to provide protection of obstructions within the highway clear zone	add, replace or repair guardrail, w-beam or box beam guardrail, concrete barrier (permanent or temporary), end treatments, crash cushions, cable rail
ITS	Intelligent Transportation System work	dynamic message signs, variable speed limit signs, RWIS stations, web cameras, ice detection, special software
LIGHTING	Work to install lights to improve safety at interchanges, intersections, roads, etc.	high mast tower lights, interchange and intersection lighting, decorative lights
MODIFY INTERCHANGE	Highway interchange modifications	ramp modifications, adding ramps, removing ramps, modify geometrics
MODIFY INTERSECTION	Highway and street intersection modifications	modify intersection geometrics, signal additions or upgrades, turn lanes
NEW CONSTRUCTION	Work to build a new roadway or bridge on a new alignment	new roadway or bridge in a location that did not previously have one
PARKING	Projects to address need for vehicle parking	truck parking areas, tourist pull out areas, parking lots
PAVEMENT MAINTENANCE	Preserve existing pavement surface	crack seal, pothole patching, machine placed patching, joint seal, slab replacements, grinding, dowel bar retrofit
PAVEMENT REHABILITATION	Correct functional and structural pavement deficiencies	mill and/or leveling followed by overlay, crack & seat followed by overlay, isolated reconstruction, white topping
PAVEMENT RESURFACE	Correct functional pavement deficiencies (IRI/rutting/thermal cracking)	thin overlay, microsurface, chip seal
PORT OF ENTRY	Projects to address needs at Ports of Entry	work in and around a port of entry including buildings, parking lot, scales, lighting, signing

## TRANSPORTATION PROJECTS CHARACTER OF WORK

Character of Work	Description	Examples
RAILROAD	Projects dealing with at-grade railroad crossings	at grade railroad crossing modifications, electrical, signs, quiet zones, circuitry
RECONSTRUCTION	Work to rebuild or expand current roadway or bridges	removing and rebuilding roads and structures
REST AREA	Projects to address needs at Rest Areas	work in and around rest areas including building, parking lot, water, electrical, lighting, and septic systems, signing
SAFETY IMPROVEMENTS	Projects to address vehicle crashes and safety and/or mobility of the highway system	curve warning signs, roadway striping, no passing signs, high friction wearing surface, turn lanes, accel and decel lanes, pedestrian crossings, shoulder widenings
SLIDE REPAIR	Work to address geotechnical issues dealing with landslides, rock fall, and slope movements	toe berms, mechanical slide fixes (shear keys, mechanical anchors, shear piles), rock fall mesh, rock fall mitigation, scaling
SNOW FENCE	Addition, removal or rehabilitation of snow fence	install, rehabilitate, recycle snow fence
STRUCTURE REPAIR	Work to address structure conditions or preservation	deck overlay; deck replacement; expansion joint modification; painting; concrete repairs; riprap repairs; slope repairs; bearing device repair or replacement; damage repairs; rehabilitation to large culverts, overhead sign structures, and retaining walls
STUDIES	Projects that may or may not lead to construction	bridge inspection, bridge and pavement management systems, liaisons, studies, planning documents
TRAFFIC SYSTEMS	Projects to improve traffic movements	new or replacement signal poles and devices, signing, signal heads, overhead signs and structures, pedestrian crossing devices, detection
UTILITY	Work to add, replace, relocate, and upgrade utilities within the roadway right of way	adding or relocation power, cable, phone, gas, pipelines, relocating towers or poles, storm drain systems

## Metropolitan Planning Organizations (MPO's)

WYDOT works in conjunction with Wyoming's two Metropolitan Planning Organizations (MPO's), located in Cheyenne and Casper, to incorporate transportation improvement projects into the STIP that will help meet performance measures within the designated MPO planning areas. Performance-based planning encourages the MPO's to monitor the performance of their respective metropolitan systems to direct resource allocations to those areas where improvements are most needed, and which facilitate progress towards meeting their identified performance targets. MPO condition data for pavements, bridges, level of travel time reliability, and truck travel time reliability are generated by WYDOT to ensure that performance targets are being actively achieved for the entirety of the National Highway System (NHS) within the state.

MPO's are only required to establish Transportation Performance Management (TPM) targets every four years. MPO targets were based on the latest reported condition data for each of the performance areas. Both the Cheyenne and Casper MPO's adopted WYDOT's five safety performance targets. MPO's adopted their own TPM targets for infrastructure condition, congestion reduction, and transit as shown in the table below. WYDOT maintains all MAP-21 federal condition thresholds for Federal TPM reporting of the Interstate and NHS, regardless of the MPO targets that were established. WYDOT and the MPOs also work together to meet transit-related performance measures as required by the FAST Act under Federal Transit Administration (FTA) regarding safety and transit asset management (TAM).

**MPO Performance Target Assessment**

Performance Area	Measure	Cheyenne MPO Target	Cheyenne MPO Condition	Casper MPO Target	Casper MPO Condition
PM1 – Safety	Number of Fatalities	130	127.6	130	127.6
PM1 – Safety	Rate of Fatalities	1.400	1.294	1.400	1.294
PM1 – Safety	Number of Serious Injuries	470	390.8	470	390.8
PM1 – Safety	Rate of Serious Injuries	5.44	3.976	5.44	3.976
PM1 – Safety	Number of Non-Motorized Fatalities & Non-Motorized Serious Injuries	30	35	30	35
PM2 – Pavement	% of Interstate Pavement in Good Condition	10%	47.2%	5%	47.99%
PM2 – Pavement	% of Interstate Pavement in Poor Condition	25%	2.46%	65%	0.65%
PM2 – Pavement	% of Non-Interstate NHS Pavement in Good Condition	5%	47.99%	30%	11.2%
PM2 – Pavement	% of Non-Interstate NHS Pavement in Poor Condition	65%	0.65%	65%	5.6%
PM2 – Bridge	% of NHS Bridges in Good Condition	30%	11.2%	30%	11.2%
PM2 – Bridge	% of NHS Bridges in Poor Condition	8%	4.5%	8%	4.5%
PM3 – Reliability	% of Person-Miles Traveled on the Interstate System that are Reliable	94%	100%	94%	100%
PM3 – Reliability	% of Person-Miles Traveled on the Non-Interstate NHS System that are Reliable	85%	94.4%	85%	94.4%
PM3 – Freight	Truck Travel Time Reliability Index	1.44	1.29	1.44	1.29
Transit – Rolling Stock	% of Transit Rolling Stock Exceeding Useful Life Benchmark (% in Poor SGR)	60%	43.8%	60%	43.8%
Transit – Equipment	% of Transit Equipment Service Vehicles Exceeding Useful Life Benchmark (% in Poor SGR)	65%	100%	65%	100%
Transit – Facilities	% of Transit Facilities Rated Under 3.0 on the FTA TERM Scale (% in Poor SGR)	0%	0%	0%	0%

Sources: Cheyenne MPO TIP 2022-2025, Casper MTIP 2022-2025

## **CAPITAL IMPROVEMENT PROJECTS**

The Wyoming Department of Transportation (WYDOT) owns and maintains over 475 buildings throughout the state. Similar to the other state assets, Department staff annually review and prioritize the necessary maintenance, modernization, and capital construction needs. To better evaluate the overall condition of WYDOT facilities and make recommendations for preventative and predictive maintenance needs, as well as modernization and capital construction projects, WYDOT's facility management system is being upgraded to enhance the planning and prioritization of capital projects. Projects with a cost greater than \$15,000 are included in the STIP. Including the capital improvement projects in the STIP process will provide a single source review of the Department's projects.

# COMMUNICATIONS COMMISSION

**Mark Harshman**

Casper, WY  
Fire Chiefs Association  
Chairman

**William (Doug) Frank**

Glenrock, WY  
Municipal Government  
Vice Chairman

**Forrest (Frosty) Williams**

Cheyenne, WY  
State and Local Law  
Enforcement Agencies

**Dwane Pacheco**

Rock Springs, WY  
Association of Sheriffs  
and Chiefs of Police  
Secretary

**Mike Choma**

Casper, WY  
Game and Fish  
Department

**Vacant**

Cheyenne, WY  
Department of  
Transportation

**Jonathan Downing**

Cheyenne, WY  
Public-at-Large

**Cindy Shank**

Cheyenne, WY  
Office of Homeland  
Security

**Matt Carr**

Teton County  
Association of Sheriffs  
and Chiefs

**Paul Bertoglio**

Casper, WY  
County Government

**Owen St. Clair**

Ethete, WY  
Tribal Government

**Phillip Franklin**

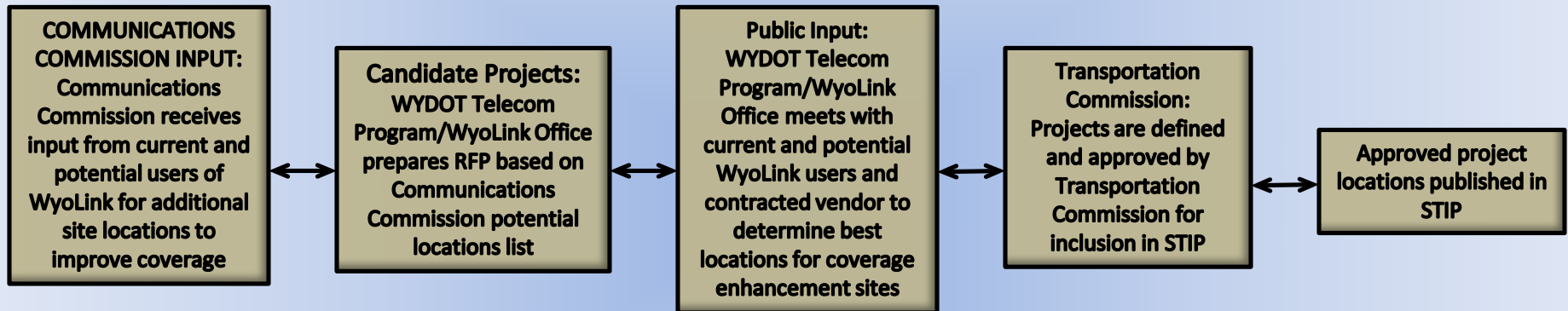
Cody, WY  
Emergency Medical Services

**Monty McClain**

Powell, WY  
Joint Chapter of the  
Association of Professional  
Communications Officials  
and the National Emergency  
Number Association



# ELEMENTS COMPRISING THE COMMUNICATIONS COMMISSION & WYOLINK STATEWIDE COMMUNICATION SYSTEM



## **TRANSIT INTRODUCTION**

### **GENERAL**

Congress establishes the legal authority to commence and continue Federal Transit Administration (FTA) programs through authorizing legislation covering several years. On November 5, 2021, Congress sent President Biden the IIJA for signature. The legislation reauthorizes surface transportation programs for FY2022-2026 and provides advance appropriations for certain programs.

The Wyoming Department of Transportation (WYDOT) acts as a facilitator of public transportation services. WYDOT does not directly provide public transportation services, but contracts for services with local, sub-grantee public transportation providers. WYDOT Transit Staff disseminates information about U.S. Department of Transportation programs and provides technical support to applicants in preparation of funding proposals. The WYDOT Transit Application Guidelines can be found at: [http://www.dot.state.wy.us/home/planning\\_projects/transportation\\_programs/transit-in-wyoming.html](http://www.dot.state.wy.us/home/planning_projects/transportation_programs/transit-in-wyoming.html). Local governments and non-profit entities are responsible for the development and operation of their local transit systems.

Private enterprise is encouraged to participate to the maximum extent feasible in providing public transportation. Eligible grantees may contract for services from, or lease vehicles to private operators.

### **FEDERAL TRANSIT ADMINISTRATION PROGRAMS**

#### **SECTIONS 5305(d) and 5305(e) PROGRAMS (Formerly 5303 and 5304)**

These programs are for planning funds for Metropolitan and Statewide Rural areas to foster the development of coordinated community and regional transit planning. Metropolitan planning funds (Section 5305(d)) are provided to Casper and Cheyenne and are annually combined with FHWA Planning Funds to create the Consolidated Planning Grant (CPG). These funds are transferred to FHWA for administration. Statewide planning (Section 5305(e)) is made available to both municipalities and small rural areas for their transit planning needs.

#### **SECTION 5307 – URBANIZED AREA FORMULA GRANTS**

This program provides grants to Urbanized Areas (UZA) for public transportation, capital, planning, preventive maintenance, as well as operating expenses. These funds constitute a core investment in the enhancement and revitalization of public transportation systems in the nation's urbanized areas, which depend on public transportation to improve mobility and reduce congestion. This funding is obligated to Wyoming's urbanized areas (Casper and Cheyenne) for public transportation services. All projects must benefit residents in urbanized areas (over 50,000 population) of Wyoming. Section 5307 provides federal funds up to 80% for capital, 85% for ADA-compliant vehicles and 50% of operating needs of transit providers.

The Casper Metropolitan Transportation Improvement Program (MTIP) and the City of Cheyenne MTIP for the fiscal years 2022-2025, and as amended, are included in the STIP by reference and are available at their websites at the following links:

**Casper MTIP:** [https://cdn5-hosted.civiclive.com/UserFiles/Servers/Server\\_62983/File/Government/Departments/Community%20Development/MPO/FY22%20-%20FY25%20MTIP%20Casper%20Area%20MPO%202023%20Amendment%20FINAL.pdf](https://cdn5-hosted.civiclive.com/UserFiles/Servers/Server_62983/File/Government/Departments/Community%20Development/MPO/FY22%20-%20FY25%20MTIP%20Casper%20Area%20MPO%202023%20Amendment%20FINAL.pdf)

**Cheyenne MTIP:** [http://www.plancheyenne.org/wp-content/uploads/2022/06/22-25\\_TIP\\_Projects\\_MAY2022\\_AMENDMENTS.pdf](http://www.plancheyenne.org/wp-content/uploads/2022/06/22-25_TIP_Projects_MAY2022_AMENDMENTS.pdf)

## **SECTION 5310 – ENHANCED MOBILITY OF SENIORS AND INDIVIDUALS WITH DISABILITIES**

This program is intended to enhance mobility for seniors and persons with disabilities by providing funds for programs to serve the special needs of transit-dependent populations beyond traditional public transportation services and Americans with Disabilities Act (ADA) complementary paratransit services. This program provides formula funding to increase the mobility of seniors and persons with disabilities. The former New Freedom program (Section 5317) is folded into this program. The New Freedom program provided grants for services for individuals with disabilities that went above and beyond the requirements of the Americans with Disabilities Act (ADA). Activities eligible under New Freedom are now eligible under the Enhanced Mobility of Seniors and Individuals with Disabilities program. Using these funds for operating expenses requires a 50% local match, using these funds for capital expenses (including acquisition of public transportation services) requires a 20% local match, and a 15% match is required for ADA-compliant vehicles.

## **SECTION 5311 – FORMULA GRANTS FOR RURAL AREAS**

This program provides capital, administrative and operating assistance to State agencies, local governments, Indian tribes and non-profit organizations providing public transportation services in rural areas, defined as areas with fewer than 50,000 residents. The program remains largely unchanged under the IIJA. Activities eligible under the former Job Access and Reverse Commute (JARC) program (Section 5316), which provided services to low-income individuals to access jobs, are now eligible under the Rural Area Formula program. Projects must benefit residents in non-urbanized areas of Wyoming. Section 5311 provides federal funds up to 80% for preventive maintenance, capital and administrative costs, 85% for ADA-compliant vehicles and 56.56% of the operating needs of transit providers.

## **SECTION 5311(f) – INTERCITY BUS PROGRAM**

This section requires each state to spend 15% of its annual Section 5311 apportionment to develop and support a program of projects for intercity bus transportation. The goal of the program is to connect isolated rural areas throughout the country to larger communities. Wyoming has identified six potential routes that support this goal and serve the people of Wyoming. In Wyoming, intercity bus service is a vital link between otherwise isolated rural communities to other areas of the state and the rest of the nation.

## **SECTION 5339 – BUS AND BUS FACILITIES**

This capital program provides funding to replace, rehabilitate and purchase buses and related equipment and to construct bus-related facilities. Eligible capital projects include the acquisition of buses for fleet and service expansion, bus maintenance and administrative facilities, transfer facilities, bus malls, transportation centers, intermodal terminals, park-and-ride stations, acquisition of replacement vehicles, bus rebuilds, passenger amenities such as passenger shelters and bus stop signs, accessory and miscellaneous equipment such as mobile radio units, supervisory vehicles, fare boxes, computers, and shop and garage equipment. This is an apportionment program divided between the Rural and Urban areas of Wyoming. The urban areas of Wyoming are Casper and Cheyenne. This program requires a 20% local match or a 15% match for ADA-compliant vehicles.

WYDOT has developed our Transit Asset Management (TAM) Plan in accordance with the [2016 TAM Final Rule 49 CFR Parts 625 and 630](#). Section 625.27 requires States to develop a group TAM Plan for subrecipients under the Rural Area Formula Program, authorized under 49 U.S.C 5311. Wyoming subrecipients all fall under a Tier II criteria and WYDOT has developed a Group Tier II TAM Plan. The elements of a Group Tier II plan consist of an asset inventory, condition assessment, list of decision support tools and investment prioritization. WYDOT implemented a hybrid method of Useful Life Benchmarks (ULB) combining the FTA default ULB's for vehicle categories with the age and miles previously used in FTA C 5010.1E. WYDOT implemented the vehicle categories to facilitate the condition assessment of the Capital assets (FTA funded vehicle and facility) and to assist with the decision support tool mechanism and investment prioritization. WYDOT's TAM Plan includes the following categories of vehicle purchases.

### **BUS CATEGORIES PER THE WYDOT TRANSIT ASSET MANAGEMENT PLAN (TAM PLAN)**

- Heavy-duty large bus – buses with a minimum service life of 14 years or 500,000 miles, approx. 35-40 feet in length; articulated buses
- Heavy-duty small bus – buses with a minimum service life of 12 years or 350,000 miles, approximately 30 feet in length
- Medium-duty mid-size bus – buses with a minimum service life of 10 years or 200,000 miles, approximately 25-35 feet in length
- Light-duty mid-size bus – buses with a minimum service life of 10 years or 150,000 miles, approximately 25-35 feet in length
- Light-duty small bus – buses with a minimum service life of 10 years or 100,000 miles, approximately 16-28 feet in length
- Minivan/Car/SUV – vehicles with a minimum service life of 8 years or 100,000 miles

The following is a list of all eligible applicants for FTA programs 5310, 5311, 5339 and 5305(e). Other non-profit groups that provide public transportation service and would meet the requirements of the individual program will be evaluated on a case by case situation. Funding has been awarded for FY2023 for numerous projects and will be solicited on an annual basis for subsequent years.

ALLTRANS, Inc	High Country Senior Citizens	South Big Horn Senior Citizens, Inc.
Assisted Care Facility	Hot Springs County Senior Citizens Center, Inc.	Southern Teton Area Rapid Transit - START
Black Hills Stage Lines, Inc.	Jefferson Partners L.P. DBS Jefferson Lines	Southwest Sublette County Pioneers, Inc.
Buffalo Senior Center, Inc.	Kemmerer Senior Citizens Association	Star Valley Senior Citizens, Inc.
Campbell County Senior Citizens Association, Inc.	Lander Senior Citizens Center, Inc.	Sweetwater County Transit Authority Resources – STAR
Carbon County Senior Services, Inc.	Meeteetse Recreation District	Ten Sleep Senior Center
Casper Area Transportation Coalition, Inc.	Meeteetse Recreation District	Teton County
Child Development Services of Fremont County, Inc.	Niobrara Senior Center, Inc.	Thayne Senior Center
Children’s Learning Center, Inc.	North Big Horn Senior Center, Inc.	Town of Mills
City of Casper	Panther International	Town of Shoshoni
City of Cheyenne	Pine Bluffs Senior Citizens, Inc.	Uinta Senior Citizens, Inc.
City of Cheyenne Transit Program	Powell Senior Citizens Ago-Go, Inc.	University of Wyoming
Cody Council on Aging, Inc.	Rehabilitation Enterprises of North Eastern Wyoming	Warm Valley Senior Center
Converse County Aging Services	Rendezvous Pointe	Washakie County Senior Citizens Center
Crook County Senior Services, Inc.	Riverton Senior Citizens Center, Inc.	Western Trails Charters & Tours, LLC DBA Salt Lake Express
Diversified Services, Inc.	Senior Center of Jackson Hole, Inc.	Weston County Senior Services
Eppson Center for Seniors, Inc.	Senior Citizens Council DBA Goose Creek Transit	Wyoming Independent Living
Fremont County Association of Governments DBA Wind River Transit Authority	Services for Seniors, Inc.	Wyoming Services for Independent Living
Goshen County Senior Friendship Center	Shoshone and Arapahoe Tribes	Wyoming Public Transit Association – WYTRANS
Greyhound Lines, LLC	Shoshoni Senior Citizens Center	

**WYOMING PROGRAM OF PROJECTS**  
**VOUCHER & MOBILITY MANAGEMENT PROGRAM – SECTION 5310**  
FY 2023 – FY 2026

The Voucher and Mobility Management (MM) Programs are currently a statewide project designed to assist with the coordination of transportation services on the local level. The project led to the development and continued maintenance of the website [www.wyotransit.org](http://www.wyotransit.org) that includes a comprehensive listing of available public and private transportation providers throughout Wyoming. The next phase of MM will be to assist WYDOT and local entities with the creation of Coordinated Transportation Plans and work to find solutions to mobility issues that impact the people of Wyoming. Wyoming Independent Living and Wyoming Services for Independent Living administer the Voucher and Mobility Management Programs through annual project agreements with WYDOT.

	FY 2023	FY 2024	FY 2025	FY 2026
<b>Section 5310 Estimated FY23 Apportionment</b>	<b>\$ 711,257</b>	<b>\$ 711,257</b>	<b>\$ 711,257</b>	<b>\$ 711,257</b>
Urban Funding – FY21 Carryover	251,101	Unknown	Unknown	Unknown
Statewide Funding – FY21 Carryover	239,523	Unknown	Unknown	Unknown
Urban Funding – FY22 Carryover	365,731	Unknown	Unknown	Unknown
Statewide Funding – FY22 Carryover	<u>345,526</u>	<u>Unknown</u>	<u>Unknown</u>	<u>Unknown</u>
<b>Total Available</b>	<b>\$1,150,254</b>	<b>\$ 711,257</b>	<b>\$ 711,257</b>	<b>\$ 711,257</b>
Urban Funding Available	616,832	365,731	365,731	365,731
Statewide Funding Available	585,049	345,526	345,526	345,526
<b>Mobility Management</b>				
Urban Funding	-58,456	-58,456	-58,456	-58,456
Statewide Funding	-64,000	-64,000	-64,000	-64,000
<b>Voucher Program</b>				
Urban Funding	-95,000	-95,000	-95,000	-95,000
Statewide Funding	-90,000	-90,000	-90,000	-90,000
<b>Capital &amp; Operating Available</b>	<b>0</b>	<b>0</b>	<b>0</b>	<b>0</b>
Unobligated Urban Funding	\$ 463,376	\$ 212,275	\$ 212,275	\$ 212,275
Unobligated Statewide Funding	\$ 431,049	\$ 191,526	\$ 191,526	\$ 191,526

# **FTA RURAL PUBLIC TRANSIT – SECTION 5311**

FY 2023 – FY 2026

WYDOT annually funds approximately fifteen rural public transit providers under Section 5311. For 2023, seventeen public transit providers will receive federal 5311 funding. The remaining smaller transit programs will receive 100% state funding. The detail is in the STIP tables.

## **Agencies to be Federally funded for FY 2023**

Town of Jackson – START	Senior Citizens Council	Lander Senior Citizens Center, Inc.
University of Wyoming	Campbell Co Sr Citizens Assoc	Eppson Center for Seniors, Inc.
Fremont Co Assoc of Govts – Wind River Transit	Goshen Co Sr Friendship Center	Converse County Aging Services
Sweetwater Co Transit Authority Resources – STAR	Cody Council on Aging	Buffalo Senior Center
Riverton Senior Citizens Center, Inc.	South Big Horn Senior Citizens	Powell Senior Citizens A-Go Go
Services for Seniors		

## **Estimated Section 5311 Allocations**

	<u>FY 2023</u>	<u>FY 2024</u>	<u>FY 2025</u>	<u>FY 2026</u>
Estimated Section 5311 Apportionment	\$9,028,892	\$9,028,892	\$9,028,892	\$9,028,892
FY22 Section 5311 Apportionment	9,028,892	0	0	0
Estimated RTAP Apportionment***	265,690	135,433	135,433	135,433
Less State Administration*	-1,805,778	-902,889	-902,889	-902,889
Less Intercity Bus**	-2,708,666	-1,354,333	-1,354,333	-1,354,333
Less RTAP Apportionment***	-265,690	-135,433	-135,433	-135,433
Federal Funds Available for Rural Transit Program	\$13,543,340	\$6,771,670	\$6,771,670	\$6,771,670
State Public Transit Funds****	1,500,000	1,500,000	1,500,000	1,500,000
Federal State Administration – Estimated Carryover	0	Unknown	Unknown	Unknown
Federal Intercity Bus – Estimated Carryover	0	Unknown	Unknown	Unknown
State Public Transit Funds – Estimated Carryover	446,311	Unknown	Unknown	Unknown
<b>Total Rural Transit Program</b>	<b>\$15,489,651</b>	<b>\$8,271,670</b>	<b>\$8,271,670</b>	<b>\$8,271,670</b>

\*Calculated at 10% of the estimated 5311 apportionment. This amount includes two years – FY22 & FY23 estimated amount – \$902,889 x 2

\*\*Calculated at 15% of the estimated 5311 apportionment This amount includes two years – FY22 & FY23 estimated amount – \$1,354,333 x 2

\*\*\*RTAP (Rural Transportation Assistance Program) – provides funding to assist in the design and implementation of training and technical assistance projects,

Research and other support services to meet the needs of transit operators. This funding is used by WYDOT and WYTRANS. Estimated amount includes FY22 & FY23 \$135,433 x 2.

\*\*\*\*As per Wyoming S.S. 24-15-101, 1999 Session.



**FTA PUBLIC TRANSIT – SECTION 5339**

FY 2023 – FY 2026

The formula Section 5339 program provides funds for bus and bus facilities in urban and rural areas throughout the state. Projects have been solicited for FY2023 utilizing funds from the balance of 2020, 2021 and 2022 apportionments. Projects will be solicited for future fiscal years depending on the publishing of the guidance for the program and the apportionment available. WYDOT is in the process of renewing our vehicle contracts and once that is complete, we have multiple obligations that will utilize a majority of the funding available.

	<b>2023</b>	<b>2024</b>	<b>2025</b>	<b>2026</b>
Section 5339 FY23 Estimated Apportionment				
Urban Estimated Funding	\$ 244,451	\$ 244,451	\$ 244,451	\$ 244,451
Statewide Estimated Funding	4,000,000	4,000,000	4,000,000	4,000,000
Urban Estimated Carryover – FY22	\$ 244,451	Unknown	Unknown	Unknown
Statewide Estimated Carryover	11,000,000	Unknown	Unknown	Unknown
<b>Total Urban Available</b>	<b>\$488,902</b>	<b>\$ 244,451</b>	<b>\$ 244,451</b>	<b>\$ 244,451</b>
<b>Total Statewide Available</b>	<b>15,000,000</b>	<b>4,000,000</b>	<b>4,000,000</b>	<b>4,000,000</b>
<b>Total Available for 5339 Projects</b>	<b>\$15,488,902</b>	<b>\$ 4,244,451</b>	<b>\$ 4,244,451</b>	<b>\$4,244,451</b>

**FTA RURAL PUBLIC TRANSIT – SECTION 5311(f) Intercity Bus**  
**FY 2023 – FY 2026**

The Intercity Bus program in Wyoming is primarily used to connect rural areas with larger regional intercity bus carriers. Consistent with this goal, the current high priority projects in Wyoming are:

- I-90 - South Dakota state line to Montana state line;
- Wyoming 191, 89, 30, 189 & I-80 – Jackson to Utah state line;
- I-25 – Colorado state line to Casper and Casper to Buffalo;
- Wyoming 20/26, 20/16/14, US alt 14 and US 310/WYO789 – Big Horn Basin;
- I-80 Corridor – Evanston to Cheyenne; and
- US 26 – Jackson to the Wyoming/Idaho Border, north and southbound daily service

**Estimated 5311(f) and ARP Allocations**

	<b><u>FY 2023</u></b>	<b><u>FY 2024</u></b>	<b><u>FY 2025</u></b>	<b><u>FY 2026</u></b>
5311 Intercity Bus Estimated Apportionment	\$1,354,333	\$1,354,333	\$1,354,333	\$1,354,333
<b>Total Available for Intercity Bus Projects</b>	<b>\$1,354,333</b>	<b>\$1,354,333</b>	<b>\$1,354,333</b>	<b>\$1,354,333</b>

**FTA RURAL PUBLIC TRANSIT – SECTIONS 5305(e)**  
**Metropolitan Planning/State Planning and Research Programs**  
FY 2023 – FY 2026

These programs are for planning funds for Metropolitan and Statewide Rural areas to foster the development of coordinated community and regional transit planning.

(Metropolitan planning funds are transferred from FTA to FHWA to administer and are therefore not shown in the table below. The amount of FTA metropolitan funds averages approximately \$470,000 per year for planning work in Cheyenne and Casper.)

**Estimated 5305(e) Allocations**

	<b><u>FY 2023</u></b>	<b><u>FY 2024</u></b>	<b><u>FY 2025</u></b>	<b><u>FY 2026</u></b>
Section 5305(e) – Statewide Planning	\$ 160,098	\$ 160,098	\$ 160,098	\$ 160,098
Section 5305(e) – Statewide Carryover	0	Unknown	Unknown	Unknown
<b>Total Available for Planning Projects</b>	<b>\$ 160,098</b>	<b>\$ 160,098</b>	<b>\$ 160,098</b>	<b>\$ 160,098</b>

## **TRANSIT ASSET MANAGEMENT**

WYDOT is a Federal Transit Administration (FTA)-defined Tier II state agency in compliance with 49 CFR 625.45(b)(1), which oversees Federal funding for public transportation services in Wyoming. The primary objective of WYDOT's Transit Program is to provide high quality, affordable public transportation services that are safe, reliable, useful, accessible, and efficient. Transit projects included in the STIP are developed in coordination with other agencies, organizations, and local transit agencies throughout the state to provide alternative options for transportation to Wyoming's residents.

The Transit Program is managed in conjunction with WYDOT's FTA-certified Transit Asset Management (TAM) plan. The Transit Plan allows WYDOT to predict the impact of investment decisions on the condition of transit assets throughout their lifecycle, utilizing policies that account for prevention, preservation, maintenance, inspection, rehabilitation, disposal, and replacement of capital assets. It utilizes a business model that assesses the current asset conditions to optimize funding prioritization within transit agencies that will ultimately keep Wyoming's transit systems in a state of good repair (SGR).

SGR measures are used to establish performance benchmarks based on condition and useful service life of transit assets, which may directly impact the ability of assets to perform their intended function of providing alternative transportation services to residents. WYDOT defines SGR with respect to its capital assets as those assets that are capable of operating at full performance level according to functional and design standards, do not pose any unacceptable safety risks or deny access, and which have had their lifecycle investment needs maintained throughout the life of the asset. SGR performance criterion include an asset's physical condition because it directly reflects its ability to perform its intended function. WYDOT totals the rolling stock and reports a percentage of vehicles in a SGR, using the following measures for rolling stock, equipment, and facilities:

- **ROLLING STOCK**: The percentage of revenue vehicles (fixed-route and paratransit) within a particular asset class that have either met or exceeded their miles, age, and condition.
- **EQUIPMENT**: The percentage of non-revenue, support-service and maintenance vehicle equipment that have either met or exceeded their SGR of miles, age, and condition.
- **FACILITIES (CONDITION)**: The percentage of facilities within an asset class rated below condition 3 on the FTA Transit Economic Requirements Model (TERM) Scale.

WYDOT requires each vehicular asset and facility meeting FTA criteria to have a physical condition assessment conducted on a biannual basis, where applicable. The condition assessment uses a scale to rate the current physical appearance, maintenance requirements, safety, and accessibility of an asset. Useful Life Benchmark (ULB) is a capital asset's expected lifespan in Wyoming's operating environment. ULB considers service frequency, weather, and geography, and takes into account the local operating environment of its assets within the service area, historical maintenance records, manufacturer guidelines, and the FTA's default asset ULB. If an asset exceeds its ULB, then that could indicate it

may not be in a SGR. The table below contains WYDOT's assumptions for Useful Life Benchmark for transit vehicles, which differ from FTA's recommendations. WYDOT's ULB standards for transit vehicles are longer than FTA-recommended age.

**Useful Life Benchmark for Transit Vehicles**

Category	Length	Seats	Previously Used FTA Useful Life		Useful Life Benchmark	Useful Life Benchmark
			Years	Miles	Years	Miles
Heavy-Duty Large Bus	35 - 40+ ft	27 to 40+	12	500,000	14	500,000
Heavy-Duty Small Bus	30 - 35 ft	24 to 35	10	350,000	12	350,000
Medium-Sized Cutaway	25 - 30 ft	16 to 30	7	200,000	10	200,000
Light-Duty Mid-Sized Cutaway	20 - 25 ft	8 to 16	5	150,000	10	150,000
Light-Duty Small Cutaway	16 - 22 ft	3 to 14	4	100,000	10	100,000
Minivan	-	3 to 12	4	100,000	8	100,000
Automobile	-	3 to 7	4	100,000	8	100,000

Source: WYDOT Transit Asset Management (TAM) Plan

WYDOT's transit SGR targets and measures are summarized in the following table. For the equipment performance measure, WYDOT only has one non-revenue service vehicle, which will be replaced in FY 2023. For the Rolling Stock performance target, the department has been using funds to replace older buses in order to keep bus fleets current and operational. The main challenge WYDOT faces has been obtaining local matching funds for bus replacements in some of the more rural areas of the state, due to declining transit revenues. WYDOT is also currently in the process of compiling a new Transit Asset Management Plan for submittal by the end of the fiscal year and will be re-examining its transit SGR performance targets.

**FTA Performance Target Assessment**

Asset Category	FTA Established Performance Measure	2021 WYDOT Target	2021 WYDOT Actual	Target Met?
Rolling Stock (vehicles)	% of Revenue Vehicles exceeding ULB	50% SGR	62.5% met ULB	No
Equipment	% of Non-Revenue Service Vehicles exceeding ULB	100% SGR	100.0% met ULB*	No
Facilities	% of Facilities under 3.0 on the TERM scale	100% score higher than 3.0 on the TERM scale	0.0% under 3.0 on the TERM scale	Yes

\*Note: WYDOT only has one non-revenue service vehicle.

Additionally, WYDOT and the two MPOs work together to meet transit-related performance measures as required by the IJIA under FTA regarding safety and transit asset management. MPO Transit programs coordinate with WYDOT's Transit Office on implementing their transit asset management programs. MPOs have been replacing a number of older, high-mileage buses each year as funding allows. New surveillance cameras and recording devices have been installed on buses to improve rider safety and security, and lighting is being added to bus shelters to help keep riders safe. MPO transit performance measures are included under the Metropolitan Planning Organization section.

## **TRANSIT PROJECTS CHARACTER OF WORK**

<b>Character of Work</b>	<b>Description</b>
ADMINISTRATION	Funding for general administrative expenses. Example: salaries for the project director, secretary, or bookkeeper; marketing; insurance premiums; office supplies; administering drug and alcohol testing.
BUS GARAGE PROJECT	Construction of a bus garage by a subrecipient to be used for storage and maintenance of transit vehicles.
BUS GARAGE CONSTRUCTION	Construction of bus garage for storage of transit vehicles.
CAPITAL/BUS FACILITIES	Eligible capital expenses include the acquisition, construction, and improvement of public transit facilities and equipment for a safe, efficient and coordinated public transportation system to include but not limited to: purchase of buses, vans, radios, security and communications equipment, passenger shelters, park and ride lots, and wheelchair lifts.
CAPITAL/BUS SHELTERS	Purchase and installation of bus shelters for passengers to use while waiting for a bus.
CAPITAL/CARPORTS	Purchase and installation of carports to park transit vehicles under to protect vehicles from weather, etc.
CAPITAL/DRIVEWAY REPLACEMENT	Upkeep and replacement of driveways to protect the transit vehicles.
CAPITAL/TIE DOWNS	Purchase of tie downs for transit vehicles.
CAPITAL/OPERATING/ADMIN/MAINT	Funding award to administer the subrecipients transit program to include operating, administration, maintenance and capital.
CAPITAL-SECURITY CAMERAS	Purchase and installation of security cameras.
CAPITAL-SECURITY FENCE	Purchase and installation of security fence.
CAPITAL-SOFTWARE	Purchase and installation of software.
CAPITAL-THREE BUS SHELTERS	Purchase and installation of three bus shelters.
CAPITAL-COMMUNICATION EQUIPMENT	Purchase of radios or other communication equipment.
CAPITAL-BUS SIGNAGE	Purchase and installation of bus signage for transit vehicles.
CAPITAL-BIKE RACKS	Purchase and installation of bike racks for transit vehicles.
CAPITAL/SHOP EQUIPMENT	Purchase shop equipment.
INTERCITY BUS OPERATING	Funding to support the connection between rural areas and the larger regional or national system of intercity bus service.
MISCELLANEOUS CAPITAL-URBAN	Funding for eligible capital expenses strictly for the Urban areas of Cheyenne or Casper.
MOBILITY MANAGEMENT-STATEWIDE	Funding to build coordination among existing public transportation providers and other transportation service providers with the result of expanding the availability of service.
MOBILITY MANAGEMENT-URBAN	Funding to build coordination among existing public transportation providers and other transportation service providers with the result of expanding the availability of service in urban areas.
OPERATING	Expenses directly related to system operations to include fuel, oil, drivers' salaries, dispatcher salaries and licenses.
OPERATING/ADMIN/MAINT	A combination of Operating, Administration and Maintenance funding used for the support of public transportation projects awarded.

## **TRANSIT PROJECTS CHARACTER OF WORK**

<b>Character of Work</b>	<b>Description</b>
OPERATING/ADMINISTRATION	A combination of Operating and Administration funding used for the support of public transportation projects awarded.
OPERATING-VOUCHER-STATEWIDE	Funding for public transportation projects that exceed the requirements of ADA; that improve access to fixed-route service and alternatives to public transportation that assist seniors and individuals with disabilities.
OPERATING-VOUCHER-URBAN	Funding for public transportation projects that exceed the requirements of ADA; that improve access to fixed-route service and alternatives to public transportation that assist seniors and individuals with disabilities in urban areas.
PERFORMANCE BASED FUNDING	Performance based funding for transit providers awarded by a point system to the top ten transit providers for an incentive to follow all requirements of the transit program in a timely manner.
PLANNING	Expenses to support efforts to develop transportation plans and programs; plan, engineer, design and evaluate a public transportation project and conduct technical studies relating to public transportation.
PURCHASE FOUR HEAVY-DUTY BUSES	Funding for buses with minimum service life of 14 years or 500,000 miles, approximately 35-40+ feet in length as well as articulated buses.
PURCHASE LARGE BUS	Funding for bus with minimum service life of 14 years or 500,000 miles, approximately 35-40+ feet in length as well as articulated buses.
PURCHASE MEDIUM-DUTY BUS	Funding for bus with minimum service life of 10 years or 200,000 miles, approximately 25-35 feet in length as well as articulated buses.
PURCHASE MINI-VAN	Funding for mini-van with minimum service life of 8 years or 100,000 miles.
PURCHASE ONE HEAVY-DUTY BUS	Funding for bus with minimum service life of 14 years or 500,000 miles, approximately 35-40+ feet in length as well as articulated buses.
PURCHASE ONE LIGHT-DUTY BUS	Funding for bus with minimum service life of 10 years or 150,000 miles, approximately 20-35 feet in length.
PURCHASE ONE LIGHT-DUTY VAN	Funding for vehicles with a minimum service life of 8 years or 100,000 miles. Cutaways and modified vans, approximately 16-28 feet in length.
PURCHASE TWO LIGHT-DUTY BUSES	Funding for buses with minimum service life of 10 years or 150,000 miles, approximately 20-35 feet in length .
PURCHASE TWO MEDIUM-DUTY BUSES	Funding for buses with minimum service life of 10 years or 200,000 miles, approximately 25-35 feet in length.
PURCHASE TWO MINI VANS	Funding for two mini-vans with minimum service life of 8 years or 100,000 miles.
PURCHASE SEVEN HEAVY-DUTY BUSES	Funding for seven buses with minimum service life of 14 years or 500,000 miles, approximately 35-40+ feet in length as well as articulated buses.
RTAP	Funding to assist in the design and implementation of training and technical assistance projects and other support services tailored to meet the specific needs of transit operators in rural areas.
STATE ADMINISTRATION	Funding for WYDOT to administer the Federal programs - to pay salaries, overhead expenses, supplies and office equipment to administer the programs.

### **TRANSIT PROJECTS CHARACTER OF WORK**

<b>Character of Work</b>	<b>Description</b>
STATEWIDE TRAINING	Funding to assist in the design and implementation of training and technical assistance projects and other support services tailored to meet the specific needs of transit operators in rural areas.
VEHICLE PURCHASE-STATEWIDE	Purchase of vehicle for statewide subrecipient.
VEHICLE PURCHASE-URBAN	Purchase of vehicle for urban recipient - Cheyenne or Casper.

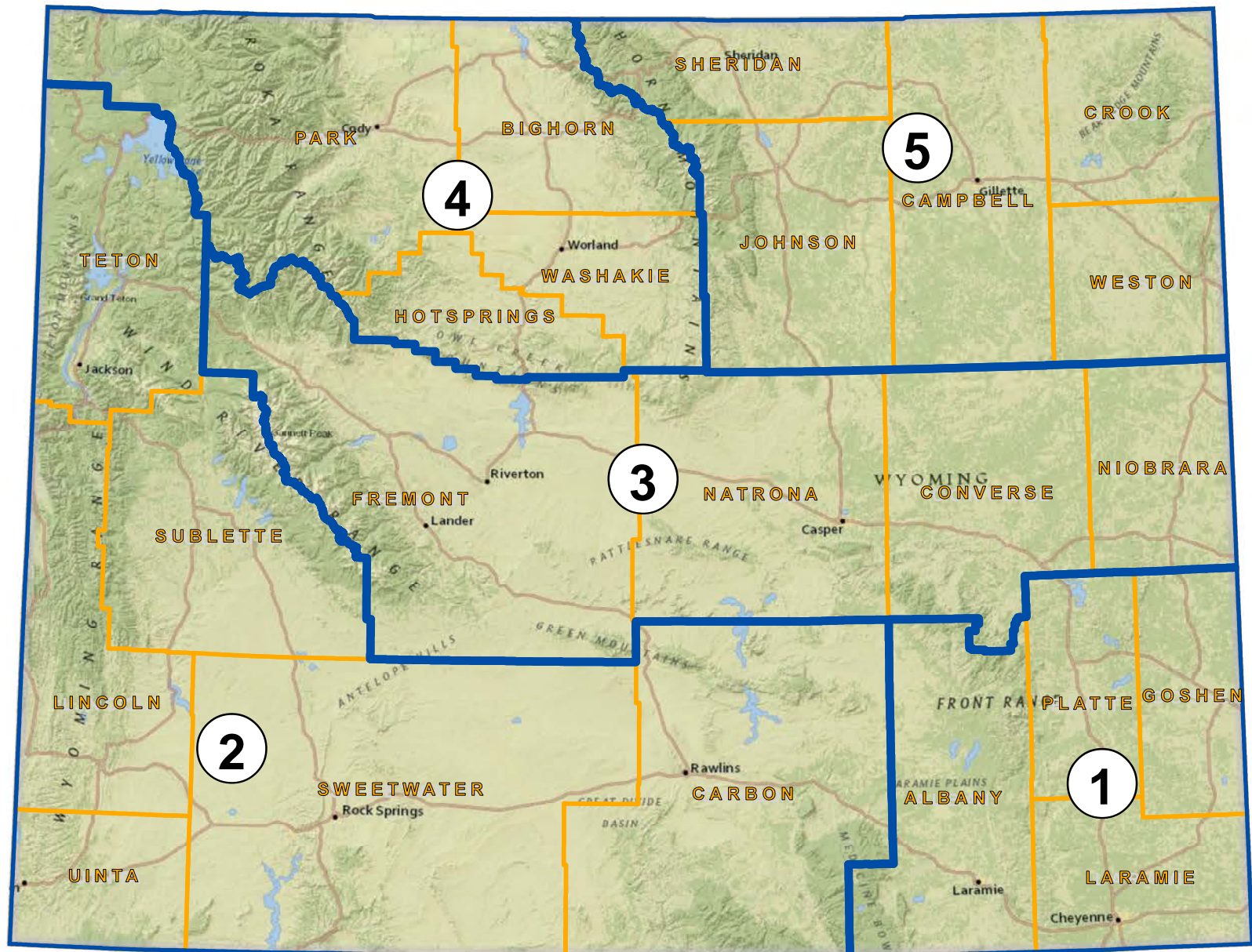


**COMPETITIVE GRANT PROGRAMS**

The United States Department of Transportation and FHWA offer a variety of competitive grant programs used to fund various types of transportation projects and activities. WYDOT will list grants received by agencies within the state. In 2022, the following project(s) were selected:

Project Name	Lincoln County Rural Planning Project
Modal Administration	Railroad
Urban/Rural	Rural
Applicant	Lincoln County
Round	RAISE 2022
Project Type	Planning
Project Description	This planning project will develop a plan to improve several aspects of transportation in Wyoming including upgrading their freight rail system, providing electric vehicle charging stations, and improving public transit.
Amount	\$1,790,000
Applicant State	Wyoming

# AERONAUTICS COMMISSION DISTRICTS



# AERONAUTICS COMMISSION

**District 1**



**Anja Bendel  
Cheyenne**

**District 2**



**Jerry Blann  
Jackson**

**District 3**



**William DeVore  
Casper**

**District 4**



**Bruce McCormack  
Cody  
Vice Chair**

**District 5**



**Steve Maier  
Sheridan**

**At Large**



**Randy Harrop  
Douglas**

**At Large**



**Sigsbee Duck  
Rock Springs  
Chair**

## **AERONAUTICS INTRODUCTION**

In accordance with Wyoming Statutes §§ 10-3-401 and 10-3-402, the State of Wyoming invests in a system of approximately forty public-use, locally-owned airports located throughout the state. The Aeronautics Division maintains a statewide system of airport capital improvement projects, known as the Wyoming Aviation Capital Improvement Plan (WACIP), which is included as part of the Wyoming Department of Transportation's State Transportation Improvement Program (STIP). The WACIP is a five year plan that is a collaborative process involving citizens, airport users, airport sponsors, the Division and the Federal Aviation Administration (FAA). Creation of the WACIP is a year-long process which begins at the local level and results in a group of projects being submitted by each sponsor to the Division during the annual planning update. This is followed by an extensive review and prioritization by Division staff, as well as coordination with the FAA. The proposed WACIP is then sent back to the sponsor for comment before final consideration by the Wyoming Aeronautics Commission (WAC). It is important to note that the WACIP is a dynamic document with modifications submitted to the WAC for consideration each month. A two-year "snapshot" of the WACIP is taken in approximately June of each year and included in the STIP.

In administering the grants program, WS §10-3-401(d) requires that the WAC "establish, amend and have available" a five year capital improvement plan for airports in the state. The inclusion of the WACIP in the STIP is intended to satisfy this requirement. As mentioned above, the WACIP is regulated by a seven-member Aeronautics Commission made up of representatives from five districts and two members that serve at-large who are appointed by the governor and confirmed by the senate. The Director of WYDOT is an ex-officio member of the commission.

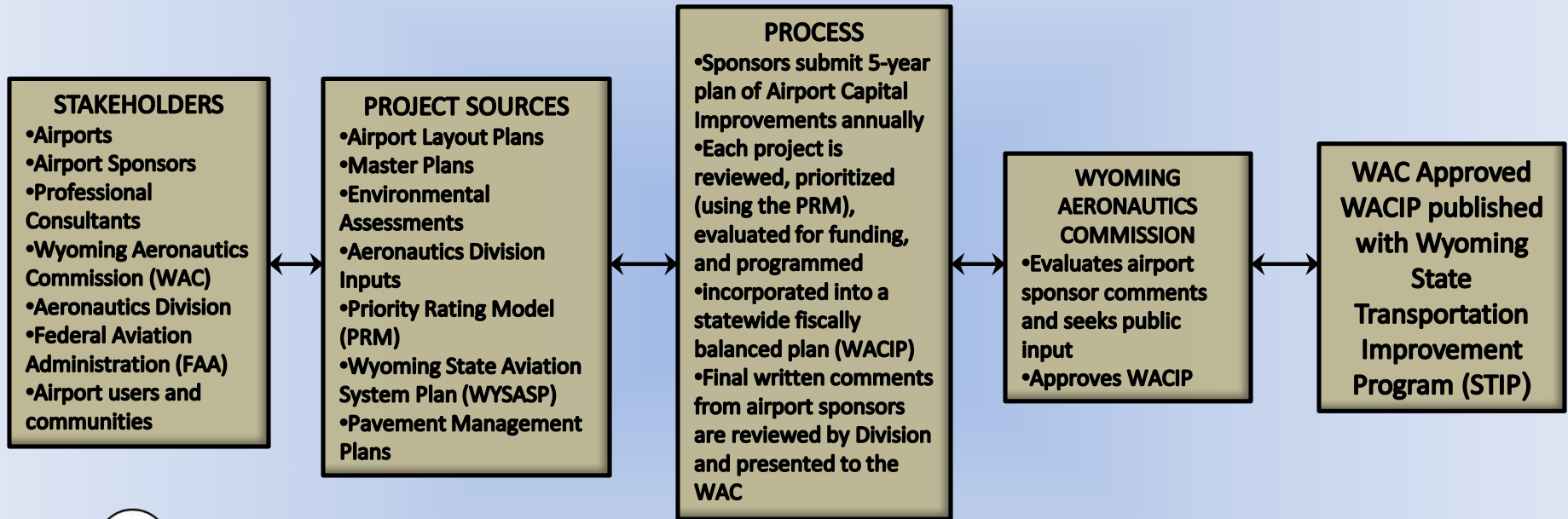
Wyoming is a channeling act state as referenced in WS §10-3-201(b). This means that in most cases when federal funds are used to finance airport development in Wyoming, the airport sponsor submits requests for reimbursement to the Division with the state making payment directly to the airport. The FAA is then billed by the state for the federal portion of the grant payment.

Federal funds are provided to the airports in varying percentages based on the airport category. Normally primary commercial service airports receive 93.75% and general aviation airports receive 90%. These funds are awarded directly to the airport by the FAA. In many states, the local airport pays the remaining balance. In Wyoming, however, the state invests in airport construction and improvement as well as air service enhancement. State and local shares of the remaining balance are based on the type of project and are defined in commission Policy and Procedures.

Development of a statewide capital improvement plan such as the WACIP is a complex process involving many different entities representing different constituencies. WYDOT is committed to achieving a safe, integrated aviation system that accommodates the wide variety of uses that occur at airports within the state. The WACIP is a collaboration of these different interests and commitment by each stakeholder to develop the state aviation system in the public interest.

For additional information on the Aeronautics Program contact Administrator Brian Olsen, at (307) 777-3953, 200 East 8<sup>th</sup> Avenue, Cheyenne, Wyoming 82001.

# ELEMENTS COMPRISING THE WYOMING AVIATION CAPITAL IMPROVEMENT PLAN (WACIP)



## **AERONAUTICS CHARACTER OF WORK**

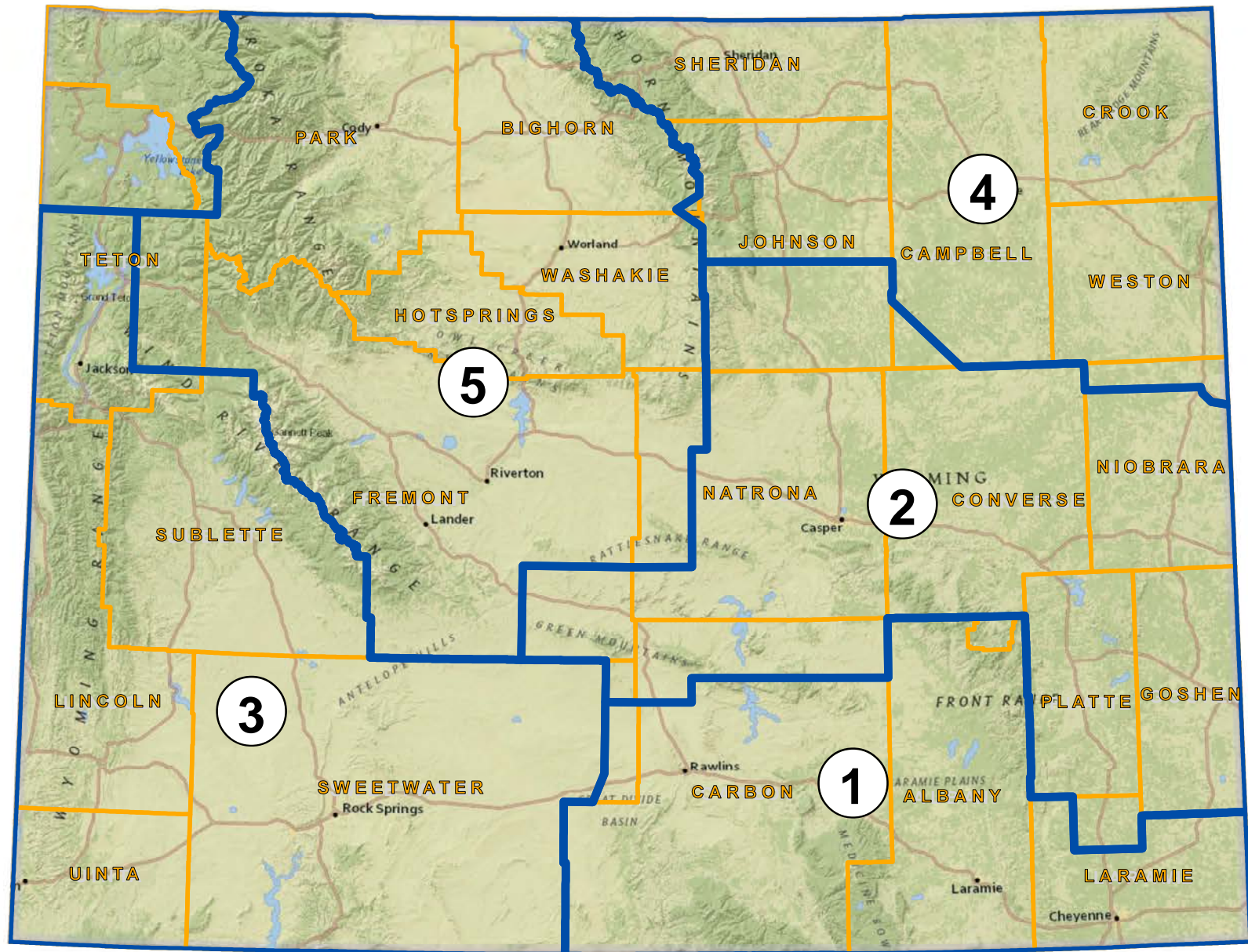
<b>Character of Work</b>	<b>Description</b>	<b>Examples</b>
ACQUIRE LAND/EASEMENT	Acquisition of land for airport expansion, improved safety or airport approach protection	Typically includes all associated costs such as appraisals, review appraisals, relocation, and legal expenses
AIRCRAFT RESCUE FIREFIGHTING (ARFF) TRAINING	Assist with the costs to train Wyoming airport firefighters at the in-state training facility located at the Casper-Natrona County International Airport	Water, fuel, firefighting retardant
AIRPORT EQUIPMENT	Acquisition, maintenance, or removal of fixed and mobile airport equipment	Automated Weather Observation Systems (AWOS/ASOS), navigational, snow removal, operations, Aircraft Rescue Firefighting (ARFF), fuel system and friction measurement equipment
AIRPORT SPECIFIC-USE APRON	Areas of an airport which have additional facilities or equipment to accommodate certain types of activity.	Deicing containment facility, fuel facility, or agricultural spraying pad
AIRSPACE OBSTRUCTIONS	Marking, lighting, or removal of airspace penetrations in the vicinity of an aviation facility	Communications tower, fence, trees
AVIATION ENCOURAGEMENT	Projects to encourage an interest in aviation	Air show, fly-in, open house, ground breaking, pilot/mechanic education
BUILDINGS	Acquire, construct, expand, rehabilitate, remove, relocate airport buildings	Commercial terminal, general aviation terminal, snow removal equipment, operations equipment building, aircraft hangar, air traffic control tower
FENCING	Construct, relocate or remove airport fencing	Wildlife or security fencing
IMPROVE LIGHTING OR SIGNAGE	Install, rehabilitate, and relocate airport lighting and signage	Approach lighting system, pavement edge lighting, security lighting, airport beacon, Runway End Identifier Lights (REIL), electrical vault, lighting system control, illuminated signs
MARKETING & PROMOTIONS	Projects to promote commercial air service	Marketing campaign, market research
NAVAID MAINTENANCE	Contracted annual maintenance for various on-airport non-federal navigational aid equipment	Automated Weather Observation Systems (AWOS), instrument approach aids (ILS or NDB), and visual approach indicators
OPERATIONS	Federal Cares Act	Airport Operations
PAVEMENT EXPANSION	Construct, expand, extend, widen, or strengthen airport pavement	Access road, auto parking lot, aircraft parking apron, runway, taxiway, taxilane, helipad, helicopter parking apron, runway or taxiway shoulders, jet blast pad
PAVEMENT MAINTENANCE	Preventative maintenance to preserve existing pavement	Crack sealing, crack surfacing, spall repair, seal coat, and marking
PAVEMENT RECONSTRUCTION	Remove and replace pavement, subgrade soils	Remove and replace runway, taxiway or other airport pavement



## **AERONAUTICS CHARACTER OF WORK**

<b>Character of Work</b>	<b>Description</b>	<b>Examples</b>
PAVEMENT REHABILITATION	Correct functional and structural pavement deficiencies	Mill and/or leveling followed by overlay (greater than 2"), isolated reconstruction
PLANNING STUDY	General airport planning and some complex topics may require additional study such as replacing a terminal or constructing an air traffic control tower	Airport Master Plan, Airport Layout Plan, instrument approach analysis, feasibility study
STATE AVIATION SYSTEM PLAN	Studies of various topics to determine the size, location and extent of airport development needed across the State	Design Standards Inventory, Wyoming State Aviation System Plan, Statewide Economic Impact Study, Instrument Approach Analysis, Rates and Charges Guide
AIRPORT PAVEMENT MGMT PLAN	Comprehensive pavement asset management system	Thorough analysis of the current pavement condition and recommendation for future work
GRP PAVEMENT MAINT PROGRAM	Statewide multi-airport pavement maintenance project	Crack seal, joint seal and spall repair

# HIGHWAY DISTRICTS



# **ENGINEERING CONTACTS**

**Wyoming Department of Transportation**

**K. Luke Reiner, Director**

**Mark J. Gillett, Chief Engineer**

**Keith R. Fulton, Assistant Chief Engineer, Engineering and Planning**

**Thomas M. DeHoff, Assistant Chief Engineer, Operations**

**5300 Bishop Boulevard**

**Cheyenne, Wyoming 82009**

**Phone (307) 777-4484**

## **District 1**

Ralph Tarango, District Engineer

3411 South Third Street

Laramie, Wyoming 82070

Phone (307) 745-2100

## **District 2**

Mark Ayen, District Engineer

900 Bryan Stock Trail

Casper, Wyoming 82601

Phone (307) 473-3200

## **District 3**

Peter Stinchcomb, Interim District Engineer

3200 Elk Street

Rock Springs, Wyoming 82902

Phone (307) 352-3000

## **District 4**

Scott Taylor, District Engineer

10 East Brundage Lane

Sheridan, Wyoming 82801

Phone (307) 674-2300

## **District 5**

Pete Hallsten, District Engineer

218 West C Street

Basin, Wyoming 82410

Phone (307) 568-3400

# State Transportation Improvement Program

Breakdown by County 2023-2028\*

County	Transportation Projects	Aeronautics	Communications Projects	Transit Projects	Total	Population	% of Population by County	% of Total \$ by County
Albany	\$106,375,000	\$11,612,000		\$5,033,000	\$123,020,000	37,066	6.4%	4.4%
Big Horn	\$55,609,000	\$10,314,000		\$244,000	\$66,167,000	11,521	2.0%	2.4%
Campbell	\$131,363,000	\$16,448,000		\$394,000	\$148,205,000	47,026	8.2%	5.3%
Carbon	\$162,731,000	\$3,424,000		\$416,000	\$166,571,000	14,537	2.5%	6.0%
Converse	\$101,530,000	\$5,604,000		\$172,000	\$107,306,000	13,751	2.4%	3.9%
Crook	\$65,164,000	\$1,458,000		\$94,000	\$66,716,000	7,181	1.2%	2.4%
Fremont	\$157,193,000	\$13,938,000		\$1,922,000	\$173,053,000	39,234	6.8%	6.2%
Goshen	\$58,272,000	\$2,411,000		\$310,000	\$60,993,000	12,498	2.2%	2.2%
Hot Springs	\$39,720,000	\$1,740,000		\$480,000	\$41,940,000	4,621	0.8%	1.5%
Johnson	\$90,052,000	\$2,224,000		\$167,000	\$92,443,000	8,447	1.5%	3.3%
Laramie	\$178,980,000	\$31,832,000		\$1,570,000	\$212,382,000	100,512	17.4%	7.6%
Lincoln	\$148,707,000	\$3,431,000		\$71,000	\$152,209,000	19,581	3.4%	5.5%
Natrona	\$215,925,000	\$11,162,000		\$530,000	\$227,617,000	79,955	13.9%	8.2%
Niobrara	\$10,108,000	\$1,578,000		\$61,000	\$11,747,000	2,467	0.4%	0.4%
Park	\$78,043,000	\$12,058,000		\$373,000	\$90,474,000	29,624	5.1%	3.3%
Platte	\$83,437,000	\$2,378,000		\$121,000	\$85,936,000	8,605	1.5%	3.1%
Sheridan	\$112,042,000	\$12,725,000		\$1,109,000	\$125,876,000	30,921	5.4%	4.5%
Sublette	\$33,779,000	\$3,382,000	\$430,000	\$114,000	\$37,705,000	8,728	1.5%	1.4%
Sweetwater	\$177,453,000	\$4,072,000	\$300,000	\$638,000	\$182,463,000	42,272	7.3%	6.6%
Teton	\$69,189,000	\$32,967,000		\$7,932,000	\$110,088,000	23,331	4.0%	4.0%
Uinta	\$34,629,000	\$2,380,000		\$192,000	\$37,201,000	20,450	3.5%	1.3%
Washakie	\$34,278,000	\$3,694,000		\$148,000	\$38,120,000	7,685	1.3%	1.4%
Weston	\$52,092,000	\$1,743,000	\$621,000	\$145,000	\$54,601,000	6,838	1.2%	2.0%
Multi-County	\$362,985,000	\$1,544,000		\$3,646,000	\$368,175,000			
Total	\$2,559,656,000	\$194,119,000	\$1,351,000	\$25,882,000	\$2,781,008,000	\$576,851	100%	100%

Population source: <https://www.census.gov/quickfacts/fact/table/wy/PST045217>

\*Expenditures prior to 2023 not represented in this summary.



# Total Investments

Breakdown by County 2023-2028\*

County	Total	Population	Money Spent Per Capita
Albany	\$123,020,000	37,066	\$3,319
Big Horn	\$66,167,000	11,521	\$5,743
Campbell	\$148,205,000	47,026	\$3,152
Carbon	\$166,571,000	14,537	\$11,458
Converse	\$107,306,000	13,751	\$7,804
Crook	\$66,716,000	7,181	\$9,291
Fremont	\$173,053,000	39,234	\$4,411
Goshen	\$60,993,000	12,498	\$4,880
Hot Springs	\$41,940,000	4,621	\$9,076
Johnson	\$92,443,000	8,447	\$10,944
Laramie	\$212,382,000	100,512	\$2,113
Lincoln	\$152,209,000	19,581	\$7,773
Natrona	\$227,617,000	79,955	\$2,847
Niobrara	\$11,747,000	2,467	\$4,762
Park	\$90,474,000	29,624	\$3,054
Platte	\$85,936,000	8,605	\$9,987
Sheridan	\$125,876,000	30,921	\$4,071
Sublette	\$37,705,000	8,728	\$4,320
Sweetwater	\$182,463,000	42,272	\$4,316
Teton	\$110,088,000	23,331	\$4,719
Uinta	\$37,201,000	20,450	\$1,819
Washakie	\$38,120,000	7,685	\$4,960
Weston	\$54,601,000	6,838	\$7,985
Multi-County	\$368,175,000		
Total	\$2,781,008,000	\$576,851	\$4,821

Population source: <https://www.census.gov/quickfacts/fact/table/wy/PST045217>





\*Expenditures prior to 2023 not represented in this summary.



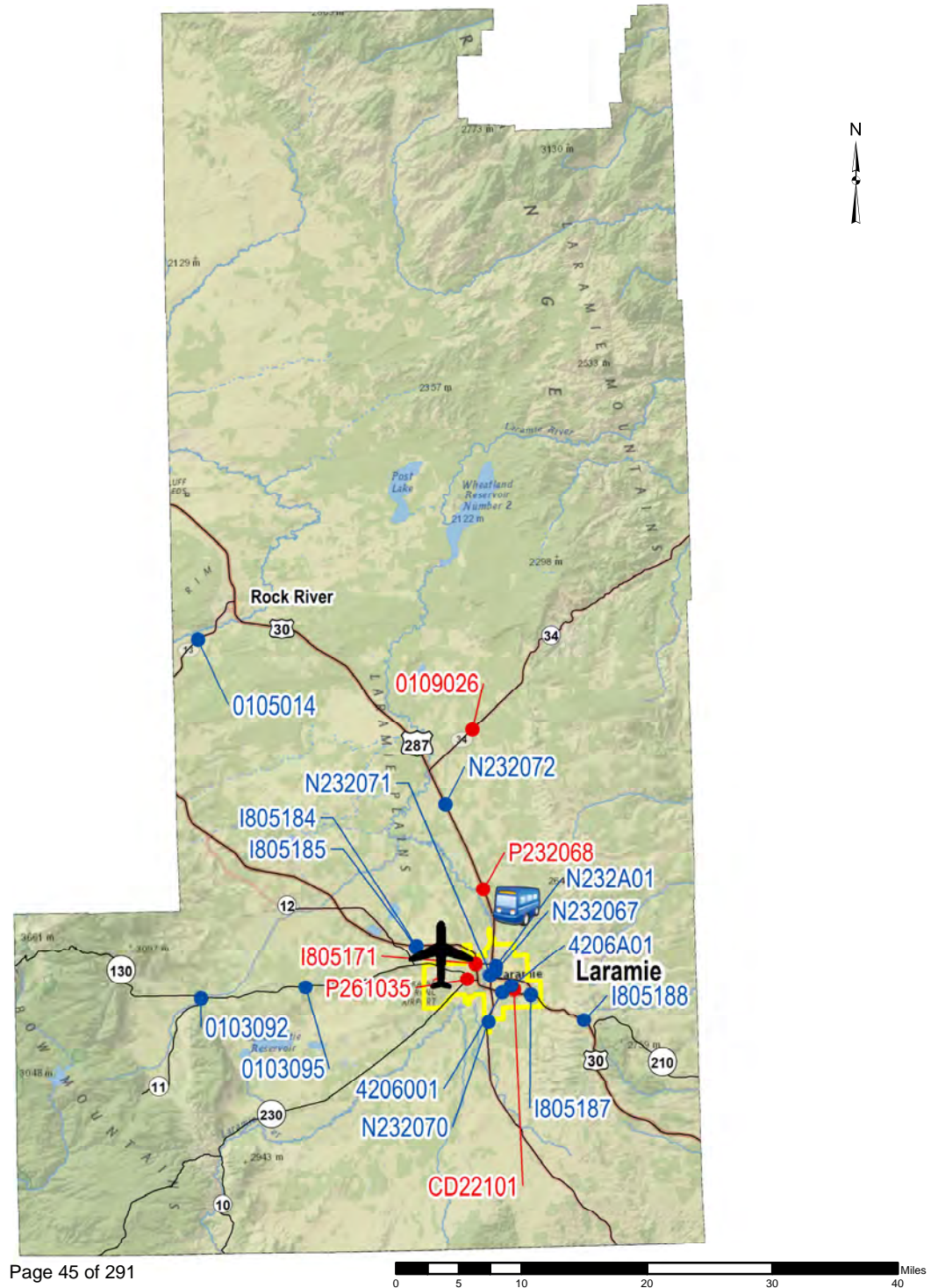
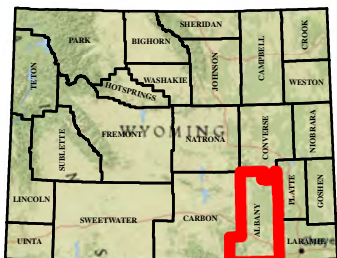


# ALBANY COUNTY

## Key to FY 2023 STIP




- 2023
- Future
-  Communications
-  Aeronautics
-  Transit
-  Urban Boundary

### MAP KEY

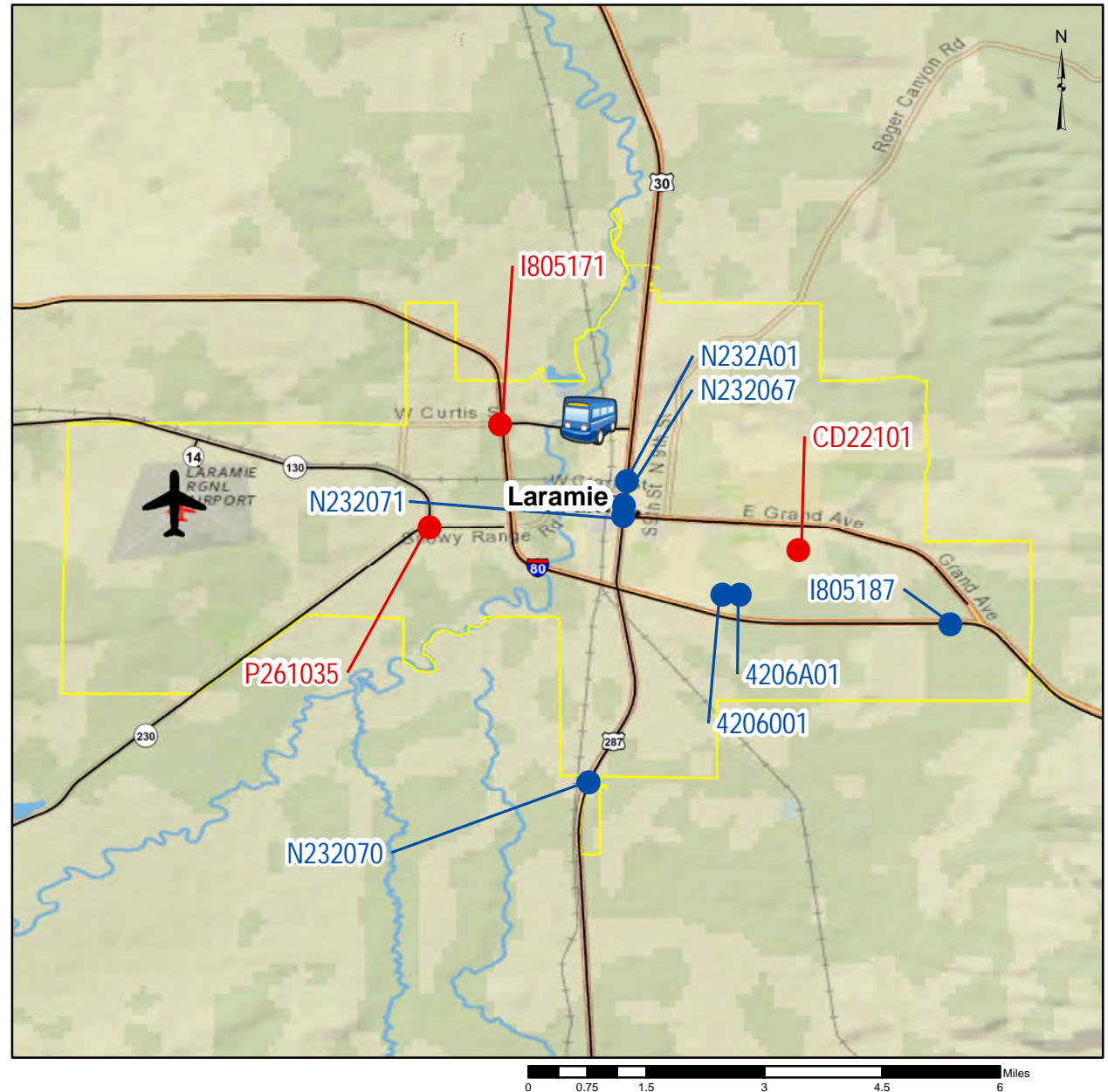
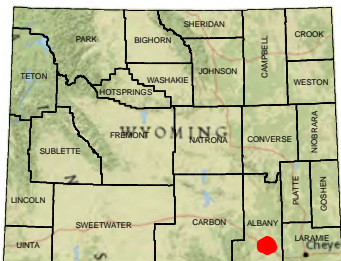


# LARAMIE INSET

## Key to FY 2023 STIP

- 2023
- Future
-  Communications
-  Aeronautics
-  Transit
- Urban Boundary

### MAP KEY





Wyoming Department of Transportation  
5300 Bishop Blvd  
Cheyenne, WY 82009

## STATE TRANSPORTATION IMPROVEMENT PROJECTS ENGINEERING & CONSTRUCTION

WYCN002B

### Albany County

#### Transportation Projects

Fiscal Year: 2023

Trans Comm Dist	Project		General Location Detail Location	Begin RM	End RM	Length	Character of Work	Cost \$1,000						
								PE FY	PE	CE & CON	TOTAL	FED	ST	OTH
2	SCP-TC	0109026	BOSLER TO WHEATLAND WY 34	0.00	9.70	9.70	PAVEMENT REHABILITATION	2021	259	4,683	4,942	234	4,708	0
2	CD	CD22101	LARAMIE PATHWAY ON SPRING CREEK FROM 23RD STREET TO 30TH STREET LPA-CITY OF LARAMIE	101.79	101.99	0.20	COMMUNITY DEVELOPMENT		0	625	625	500	0	125
2	STP	I805171	LARAMIE CURTIS STREET INTERCHANGE/I-80 STRUCTURE NO. CXZ	310.45	310.45	0.00	BRIDGE REPLACEMENT	2014	500	14,072	14,572	13,610	962	0
2	STP	P232068	LARAMIE TO BOSLER LARAMIE NORTH/US 30	317.50	325.20	7.70	PAVEMENT REHABILITATION	2021	44	4,929	4,973	4,501	473	0
1	HSIP	P261035	LARAMIE WY 130 & WY 230 INTERSECTION/LIGHTING UPGRADE	2.10	2.10	0.00	SAFETY IMPROVEMENTS	2021	8	75	84	75	8	0
FY TOTAL:				17.60					\$811	\$24,384	\$25,196	\$18,920	\$6,151	\$125





Wyoming Department of Transportation  
5300 Bishop Blvd  
Cheyenne, WY 82009

## STATE TRANSPORTATION IMPROVEMENT PROJECTS ENGINEERING & CONSTRUCTION

WYCN002B

### Albany County

#### Transit Projects

Fiscal Year: 2023

Trans Comm Dist	Project		General Location Eligible Provider	Funding Source	Character of Work	Cost \$1,000						
						PE FY	PE	CE & CON	TOTAL	FED	ST	OTH
2	FTA	FT23101	LARAMIE EPPSON CENTER FOR SENIORS, INC.	5311	OPERATING/ADMIN/MAINT		0	190	190	128	0	62
2	FTA	FT23102	LARAMIE UNIVERSITY OF WYOMING	5311	OPERATING/ADMIN/MAINT		0	3,114	3,114	1,931	0	1,183
2	FTA	FT23153	LARAMIE UNIVERSITY OF WYOMING	5339	CAPITAL/SHOP EQUIPMENT		0	306	306	266	0	40
2	FTA	FT23155	LARAMIE UNIVERSITY OF WYOMING	5339	BUS GARAGE PROJECT		0	1,383	1,383	1,200	0	183
2	FTA	FT23156	LARAMIE UNIVERSITY OF WYOMING	5339	CAPITAL/COMM EQUIPMENT		0	40	40	35	0	5
FY TOTAL:							\$0	\$5,033	\$5,033	\$3,560	\$0	\$1,473

#### Aeronautics Projects

Fiscal Year: 2023

Aero Comm Dist	Project		General Location		Character of Work	Cost \$1,000						
						PE FY	PE	CE & CON	TOTAL	FED	ST	OTH
1	AERO	ALA023A	LARAMIE		PAVEMENT MAINTENANCE		0	1,150	1,150	1,093	35	23
FY TOTAL:							\$0	\$1,150	\$1,150	\$1,093	\$35	\$23
Grand Total: 2023, Albany County							\$811	\$30,567	\$31,379	\$23,573	\$6,186	\$1,621



Wyoming Department of Transportation  
5300 Bishop Blvd  
Cheyenne, WY 82009

## STATE TRANSPORTATION IMPROVEMENT PROJECTS ENGINEERING & CONSTRUCTION

WYCN002B

### Albany County

#### Transportation Projects

Fiscal Year: 2024

Trans Comm Dist	Project		General Location Detail Location	Begin RM	End RM	Length	Character of Work	Cost \$1,000						
								PE FY	PE	CE & CON	TOTAL	FED	ST	OTH
2	STP	0105014	MCFADDEN TO ROCK RIVER ALBANY COUNTY SECTION/WY 13 STRUCTURE NO. CIV, EUQ	0.00	8.04	8.04	PAVEMENT REHABILITATION	2016	135	5,318	5,453	4,935	519	0
2	STPU-LA	4206001	LARAMIE BILL NYE/BOULDER AVENUE TO 15TH/CORTHELL AVENUE/WHITMAN TO BILL NYE AVENUE	101.01	101.34	0.33	NEW CONSTRUCTION	2017	924	9,806	10,730	4,375	0	6,355
1	ARSCT	4206A01	LARAMIE BILL NYE AVENUE/SANITARY SEWER	101.34	101.34	0.00	UTILITY	2020	92	1,009	1,101	0	0	1,101
FY TOTAL:						8.37			\$1,151	\$16,133	\$17,284	\$9,310	\$519	\$7,456

#### Aeronautics Projects

Fiscal Year: 2024

Aero Comm Dist	Project		General Location		Character of Work	Cost \$1,000						
						PE FY	PE	CE & CON	TOTAL	FED	ST	OTH
1	AERO	ALA015B	LARAMIE		PAVEMENT RECONSTRUCTION		0	5,789	5,789	5,500	174	116
FY TOTAL:							\$0	\$5,789	\$5,789	\$5,500	\$174	\$116
Grand Total: 2024, Albany County							\$1,151	\$21,922	\$23,073	\$14,810	\$693	\$7,572



Wyoming Department of Transportation  
5300 Bishop Blvd  
Cheyenne, WY 82009

## STATE TRANSPORTATION IMPROVEMENT PROJECTS ENGINEERING & CONSTRUCTION

WYCN002B

### Albany County

#### Transportation Projects

Fiscal Year: 2025

Trans Comm Dist	Project		General Location Detail Location	Begin RM	End RM	Length	Character of Work	Cost \$1,000							
								PE FY	PE	CE & CON	TOTAL	FED	ST	OTH	
2	STP-BR	B231005	TRANSPORTATION DISTRICT 1 STRUCTURE NO. DJM, CIT	26.76	26.76	0.00	STRUCTURE REPAIR	2020	18	747	765	692	73	0	
1	NHPPI	I805185	LARAMIE TO RAWLINS LARAMIE WEST SECTION I-80 WESTBOUND LANE	299.50	309.90	10.40	PAVEMENT REHABILITATION	2023	636	8,704	9,340	8,655	686	0	
2	STP	N232067	LARAMIE 3RD STREET/CURTIS STREET-BOSWELL DRIVE/I-80 BUSINESS REPLACE STRUCTURE NO. BUU	327.39	328.48	1.09	PAVEMENT REHABILITATION	2021	185	10,902	11,087	10,032	1,054	0	
2	HSIP	N232071	LARAMIE TO COLORADO WY 287	400.00	400.00	0.00	SAFETY IMPROVEMENTS		73	800	873	790	83	0	
2	ARSCT	N232A01	LARAMIE LARAMIE STREETS/3RD STREET I-80 BUSINESS	327.37	329.28	1.91	SAFETY IMPROVEMENTS	2019	10	112	121	0	0	122	
FY TOTAL:								13.40		\$922	\$21,265	\$22,186	\$20,169	\$1,896	\$122

#### Aeronautics Projects

Fiscal Year: 2025

Aero Comm Dist	Project		General Location		Character of Work	Cost \$1,000						
						PE FY	PE	CE & CON	TOTAL	FED	ST	OTH
1	AERO	ALA012A	LARAMIE		AIRPORT EQUIPMENT		0	747	747	700	28	19
FY TOTAL:							\$0	\$747	\$747	\$700	\$28	\$19



Wyoming Department of Transportation  
5300 Bishop Blvd  
Cheyenne, WY 82009

## STATE TRANSPORTATION IMPROVEMENT PROJECTS ENGINEERING & CONSTRUCTION

WYCN002B

### Albany County

Grand Total: 2025, Albany County

\$922 \$22,012 \$22,933 \$20,869 \$1,924 \$141

### Transportation Projects

Fiscal Year: 2026

Trans Comm Dist	Project		General Location Detail Location	Begin RM	End RM	Length	Character of Work	Cost \$1,000						
								PE FY	PE	CE & CON	TOTAL	FED	ST	OTH
2	STP	0103092	LARAMIE TO CENTENNIAL LARAMIE WEST/WY 130	16.94	27.42	10.48	PAVEMENT REHABILITATION	2023	374	5,463	5,838	5,283	555	0
1	NHPPI	I805184	LARAMIE TO RAWLINS LARAMIE WEST SECTION I-80 EASTBOUND LANE	299.50	309.90	10.40	PAVEMENT REHABILITATION	2023	626	9,140	9,766	9,059	707	0
2	HI-BFP	N232072	BOSLER TO LARAMIE US 30 STRUCTURE NO. CJE	313.89	313.89	0.00	BRIDGE REPLACEMENT		130	1,435	1,564	1,416	149	0
FY TOTAL:				20.88					\$1,130	\$16,038	\$17,168	\$15,758	\$1,411	\$0

### Aeronautics Projects

Fiscal Year: 2026

Aero Comm Dist	Project		General Location		Character of Work	Cost \$1,000						
						PE FY	PE	CE & CON	TOTAL	FED	ST	OTH
1	AERO	ALA008B	LARAMIE		PAVEMENT RECONSTRUCTION		0	2,722	2,722	2,450	163	109
1	AERO	ALA016A	LARAMIE		PAVEMENT MAINTENANCE		0	888	888	0	799	89
FY TOTAL:							\$0	\$3,610	\$3,610	\$2,450	\$962	\$198
Grand Total: 2026, Albany County							\$1,130	\$19,648	\$20,778	\$18,208	\$2,373	\$198



Wyoming Department of Transportation  
5300 Bishop Blvd  
Cheyenne, WY 82009

## STATE TRANSPORTATION IMPROVEMENT PROJECTS ENGINEERING & CONSTRUCTION

WYCN002B

### Albany County

#### Transportation Projects

Fiscal Year: 2027

Trans Comm Dist	Project		General Location Detail Location	Begin RM	End RM	Length	Character of Work	Cost \$1,000						
								PE FY	PE	CE & CON	TOTAL	FED	ST	OTH
2	STP	0103095	LARAMIE TO CENTENNIAL LARAMIE WEST/WY 130	10.00	16.94	6.94	PAVEMENT REHABILITATION	2021	235	3,457	3,692	3,340	351	0
2	NHPPI	I805187	LARAMIE TO CHEYENNE EASTBOUND AND WESTBOUND LANES	313.80	319.10	5.30	PAVEMENT REHABILITATION	2024	846	12,467	13,313	12,349	964	0
2	NHPP	N232070	LARAMIE TO COLORADO LARAMIE SOUTH/US 287	402.36	404.65	2.29	PAVEMENT REHABILITATION	2020	236	3,790	4,026	3,643	383	0
FY TOTAL:				14.53					\$1,317	\$19,714	\$21,031	\$19,332	\$1,698	\$0

#### Aeronautics Projects

Fiscal Year: 2027

Aero Comm Dist	Project		General Location		Character of Work	Cost \$1,000						
						PE FY	PE	CE & CON	TOTAL	FED	ST	OTH
1	AERO	ALA024A	LARAMIE		PAVEMENT REHABILITATION		0	316	316	300	9	6
FY TOTAL:							\$0	\$316	\$316	\$300	\$9	\$6
Grand Total: 2027, Albany County							\$1,317	\$20,030	\$21,347	\$19,632	\$1,707	\$6



Wyoming Department of Transportation  
5300 Bishop Blvd  
Cheyenne, WY 82009

## STATE TRANSPORTATION IMPROVEMENT PROJECTS ENGINEERING & CONSTRUCTION

WYCN002B

### Albany County

#### Transportation Projects

Fiscal Year: 2028

Trans Comm Dist	Project		General Location Detail Location	Begin RM	End RM	Length	Character of Work	Cost \$1,000						
								PE FY	PE	CE & CON	TOTAL	FED	ST	OTH
1	NHPPI	I805188	LARAMIE TO CHEYENNE I-80 EASTBOUND AND WESTBOUND LANES	319.00	324.00	5.00	PAVEMENT REHABILITATION		223	3,286	3,510	3,255	254	0
FY TOTAL:						5.00			\$223	\$3,286	\$3,510	\$3,255	\$254	\$0
Grand Total: 2028, Albany County									\$223	\$3,286	\$3,510	\$3,255	\$254	\$0



Wyoming Department of Transportation  
5300 Bishop Blvd  
Cheyenne, WY 82009





## STATE TRANSPORTATION IMPROVEMENT PROJECTS COUNTY TOTAL

WYCN00102SUM


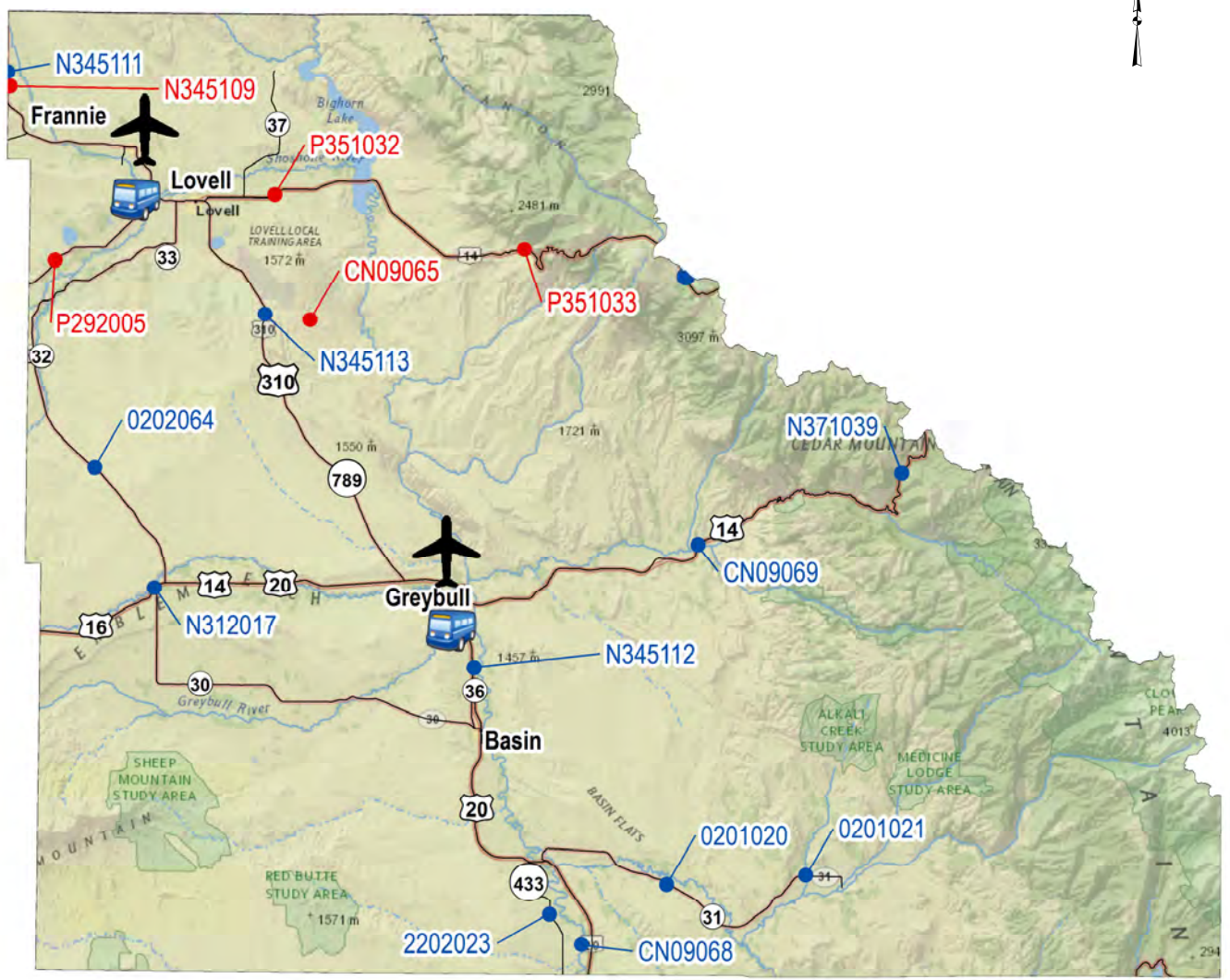
County		Transportation Projects	Communications Projects	Transit Projects	Aeronautics Projects	Total
Albany	2023	\$25,196,000	\$0	\$5,033,000	\$1,150,000	\$31,379,000
	2024	\$17,284,000	\$0	\$0	\$5,789,000	\$23,073,000
	2025	\$22,186,000	\$0	\$0	\$747,000	\$22,933,000
	2026	\$17,168,000	\$0	\$0	\$3,610,000	\$20,778,000
	2027	\$21,031,000	\$0	\$0	\$316,000	\$21,347,000
	2028	\$3,510,000	\$0	\$0	\$0	\$3,510,000
	<b>Total</b>	<b>\$106,375,000</b>	<b>\$0</b>	<b>\$5,033,000</b>	<b>\$11,612,000</b>	<b>\$123,020,000</b>

# BIGHORN COUNTY

## Key to FY 2023 STIP

- 2023
- Future
-  Communications
-  Aeronautics
-  Transit
-  Urban Boundary

### MAP KEY







Wyoming Department of Transportation  
5300 Bishop Blvd  
Cheyenne, WY 82009

## STATE TRANSPORTATION IMPROVEMENT PROJECTS ENGINEERING & CONSTRUCTION

WYCN002B

### Big Horn County

#### Transportation Projects

Fiscal Year: 2023

Trans Comm Dist	Project		General Location Detail Location	Begin RM	End RM	Length	Character of Work	Cost \$1,000						
								PE FY	PE	CE & CON	TOTAL	FED	ST	OTH
5	STP-CR	CN09065	BIG HORN COUNTY COUNTY ROAD 16 1/2/GEORGIA PACIFIC ROAD	0.00	8.12	8.12	RECONSTRUCTION	2021	410	6,214	6,624	5,630	0	994
5	NHPP	N345109	DEAVER TO MONTANA MONTANA STATE LINE/FRANNIE US 310/WY 789	249.42	257.03	7.61	PAVEMENT REHABILITATION	2020	100	2,769	2,870	2,596	273	0
5	STP	P292005	GARLAND TO BYRON SIDON CANAL/US 14A	33.76	38.00	4.24	PAVEMENT REHABILITATION	2020	100	2,020	2,120	1,918	202	0
5	STP	P351032	LOVELL TO BURGESS JUNCTION LOVELL EAST/US 14A	46.71	55.42	8.71	PAVEMENT REHABILITATION	2021	218	5,326	5,544	5,017	527	0
5	HSIP	P351033	LOVELL TO BURGESS JUNCTION US 14A/WARNING SYSTEM	68.50	68.50	0.00	SAFETY IMPROVEMENTS	2021	8	75	84	75	8	0
FY TOTAL:				28.68					\$836	\$16,404	\$17,242	\$15,236	\$1,010	\$994



Wyoming Department of Transportation  
5300 Bishop Blvd  
Cheyenne, WY 82009

## STATE TRANSPORTATION IMPROVEMENT PROJECTS ENGINEERING & CONSTRUCTION

WYCN002B

### Big Horn County

#### Transit Projects

Fiscal Year: 2023

Trans Comm Dist	Project		General Location Eligible Provider	Funding Source	Character of Work	Cost \$1,000						
						PE FY	PE	CE & CON	TOTAL	FED	ST	OTH
5	FTA	FT23503	LOVELL NORTH BIG HORN SENIOR CENTER, INC.	STATE	OPERATING/ADMIN/MAINT		0	94	94	0	62	32
5	FTA	FT23504	GREYBULL SOUTH BIG HORN SENIOR CENTER, INC.	5311	OPERATING/ADMIN/MAINT		0	143	143	88	0	55
5	FTA	FT23564	LOVELL NORTH BIG HORN SENIOR CENTER, INC.	5339	CAPITAL/DRIVEWAY REPLACEMENT		0	7	7	6	0	1
FY TOTAL:							\$0	\$244	\$244	\$94	\$62	\$88

#### Aeronautics Projects

Fiscal Year: 2023

Aero Comm Dist	Project		General Location		Character of Work	Cost \$1,000						
						PE FY	PE	CE & CON	TOTAL	FED	ST	OTH
4	AERO	AGE004A	GREYBULL		PAVEMENT MAINTENANCE		0	492	492	0	443	49
4	AERO	AGE006A	GREYBULL		PLANNING STUDY		0	333	333	300	20	13
4	AERO	AU6003A	COWLEY		PAVEMENT MAINTENANCE		0	181	181	0	163	18
4	AERO	AU6007A	COWLEY		PLANNING STUDY		0	222	222	200	13	9
4	AERO	AU6021B	COWLEY		BUILDINGS		0	122	122	110	7	5
FY TOTAL:							\$0	\$1,350	\$1,350	\$610	\$646	\$94
Grand Total: 2023, Big Horn County							\$836	\$17,998	\$18,836	\$15,940	\$1,718	\$1,176



Wyoming Department of Transportation  
5300 Bishop Blvd  
Cheyenne, WY 82009

## STATE TRANSPORTATION IMPROVEMENT PROJECTS ENGINEERING & CONSTRUCTION

WYCN002B

### Big Horn County

#### Transportation Projects

Fiscal Year: 2024

Trans Comm Dist	Project		General Location Detail Location	Begin RM	End RM	Length	Character of Work	Cost \$1,000						
								PE FY	PE	CE & CON	TOTAL	FED	ST	OTH
5	STP	2202023	WORLAND TO MANDERSON WEST RIVER/WY 433	10.92	18.82	7.90	PAVEMENT REHABILITATION	2021	119	3,697	3,816	3,453	363	0
5	HSIP	N345111	DEAVER TO MONTANA US 310	249.42	257.03	7.61	SAFETY IMPROVEMENTS	2020	100	2,669	2,770	2,506	263	0
5	NHPP	N345112	BASIN TO GREYBULL US 16/20	197.70	202.62	4.92	PAVEMENT REHABILITATION	2020	340	4,503	4,842	4,382	461	0
FY TOTAL:						20.43			\$559	\$10,869	\$11,428	\$10,341	\$1,087	\$0
Grand Total: 2024, Big Horn County									\$559	\$10,869	\$11,428	\$10,341	\$1,087	\$0

#### Aeronautics Projects

Fiscal Year: 2025

Aero Comm Dist	Project		General Location		Character of Work	Cost \$1,000						
						PE FY	PE	CE & CON	TOTAL	FED	ST	OTH
4	AERO	AGE011A	GREYBULL		PAVEMENT REHABILITATION		0	167	167	150	10	7
4	AERO	AU6015A	COWLEY		PAVEMENT REHABILITATION		0	3,111	3,111	2,800	187	124
FY TOTAL:							\$0	\$3,278	\$3,278	\$2,950	\$197	\$131
Grand Total: 2025, Big Horn County							\$0	\$3,278	\$3,278	\$2,950	\$197	\$131



Wyoming Department of Transportation  
5300 Bishop Blvd  
Cheyenne, WY 82009

## STATE TRANSPORTATION IMPROVEMENT PROJECTS ENGINEERING & CONSTRUCTION

WYCN002B

### Big Horn County

#### Transportation Projects

Fiscal Year: 2026

Trans Comm Dist	Project		General Location Detail Location	Begin RM	End RM	Length	Character of Work	Cost \$1,000						
								PE FY	PE	CE & CON	TOTAL	FED	ST	OTH
5	HI-BFP	CN09068	BIG HORN COUNTY COUNTY ROAD 296 OVER BIG HORN RIVER STRUCTURE NO. EJQ	1.10	1.10	0.00	BRIDGE REPLACEMENT		470	4,230	4,700	4,700	0	0
5	HI-BFP	CN09069	BIG HORN COUNTY COUNTY ROAD 83 OVER SHELL CREEK STRUCTURE NO. EJC	2.72	2.72	0.00	BRIDGE REPLACEMENT		80	710	790	790	0	0
FY TOTAL:				0.00					\$550	\$4,940	\$5,490	\$5,490	\$0	\$0

#### Aeronautics Projects

Fiscal Year: 2026

Aero Comm Dist	Project		General Location		Character of Work	Cost \$1,000						
						PE FY	PE	CE & CON	TOTAL	FED	ST	OTH
4	AERO	AGE011B	GREYBULL		PAVEMENT REHABILITATION		0	4,056	4,056	3,650	243	162
4	AERO	AGE012A	GREYBULL		OPERATIONS		0	300	300	0	240	60
FY TOTAL:							\$0	\$4,356	\$4,356	\$3,650	\$483	\$222
Grand Total: 2026, Big Horn County							\$550	\$9,296	\$9,846	\$9,140	\$483	\$222



Wyoming Department of Transportation  
5300 Bishop Blvd  
Cheyenne, WY 82009

## STATE TRANSPORTATION IMPROVEMENT PROJECTS ENGINEERING & CONSTRUCTION

WYCN002B

### Big Horn County

#### Transportation Projects

Fiscal Year: 2027

Trans Comm Dist	Project		General Location Detail Location	Begin RM	End RM	Length	Character of Work	Cost \$1,000						
								PE FY	PE	CE & CON	TOTAL	FED	ST	OTH
5	STP	0202064	WILLWOOD TO EMBLEM COON CREEK SECTION/WY 32	116.96	123.42	6.46	PAVEMENT REHABILITATION	2022	99	2,864	2,962	2,681	282	0
5	NHPP	N312017	CODY TO GREYBULL US 14/16/20	83.33	87.79	4.46	PAVEMENT REHABILITATION	2024	178	2,627	2,805	2,538	267	0
5	NHPP	N345113	GREYBULL TO LOVELL US 310/WY 789	225.50	230.00	4.50	PAVEMENT REHABILITATION	2024	235	3,457	3,692	3,341	351	0
5	NHPP	N371039	SHELL TO BURGESS JUNCTION RANGER CREEK/US 14	30.30	37.98	7.68	PAVEMENT REHABILITATION	2023	227	6,278	6,505	5,877	628	0
FY TOTAL:				23.10					\$739	\$15,226	\$15,964	\$14,437	\$1,528	\$0

#### Aeronautics Projects

Fiscal Year: 2027

Aero Comm Dist	Project		General Location		Character of Work	Cost \$1,000						
						PE FY	PE	CE & CON	TOTAL	FED	ST	OTH
4	AERO	AGE017A	GREYBULL		PAVEMENT MAINTENANCE		0	464	464	0	418	46
4	AERO	AU6018A	COWLEY		PAVEMENT EXPANSION		0	667	667	600	40	27
4	AERO	AU6020A	COWLEY		PAVEMENT MAINTENANCE		0	199	199	0	179	20
FY TOTAL:							\$0	\$1,330	\$1,330	\$600	\$637	\$93
Grand Total: 2027, Big Horn County							\$739	\$16,556	\$17,294	\$15,037	\$2,165	\$93



Wyoming Department of Transportation  
5300 Bishop Blvd  
Cheyenne, WY 82009

## STATE TRANSPORTATION IMPROVEMENT PROJECTS ENGINEERING & CONSTRUCTION

WYCN002B

### Big Horn County

#### Transportation Projects

Fiscal Year: 2028

Trans Comm Dist	Project		General Location Detail Location	Begin RM	End RM	Length	Character of Work	Cost \$1,000						
								PE FY	PE	CE & CON	TOTAL	FED	ST	OTH
5	STP	0201020	MANDERSON TO HYATTVILLE RIVER SOUTH SECTION/WY 31	6.50	11.50	5.00	PAVEMENT REHABILITATION	2021	110	3,511	3,621	3,276	344	0
5	HI-BFP	0201021	MANDERSON TO HYATTVILLE BRIDGE REPLACEMENT (CJH)	19.38	19.38	0.00	BRIDGE REPLACEMENT		155	1,710	1,864	1,688	177	0
FY TOTAL:						5.00			\$265	\$5,221	\$5,485	\$4,964	\$521	\$0
Grand Total: 2028, Big Horn County									\$265	\$5,221	\$5,485	\$4,964	\$521	\$0



Wyoming Department of Transportation  
5300 Bishop Blvd  
Cheyenne, WY 82009





## STATE TRANSPORTATION IMPROVEMENT PROJECTS COUNTY TOTAL

WYCN00102SUM

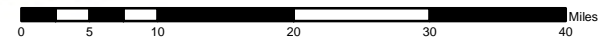
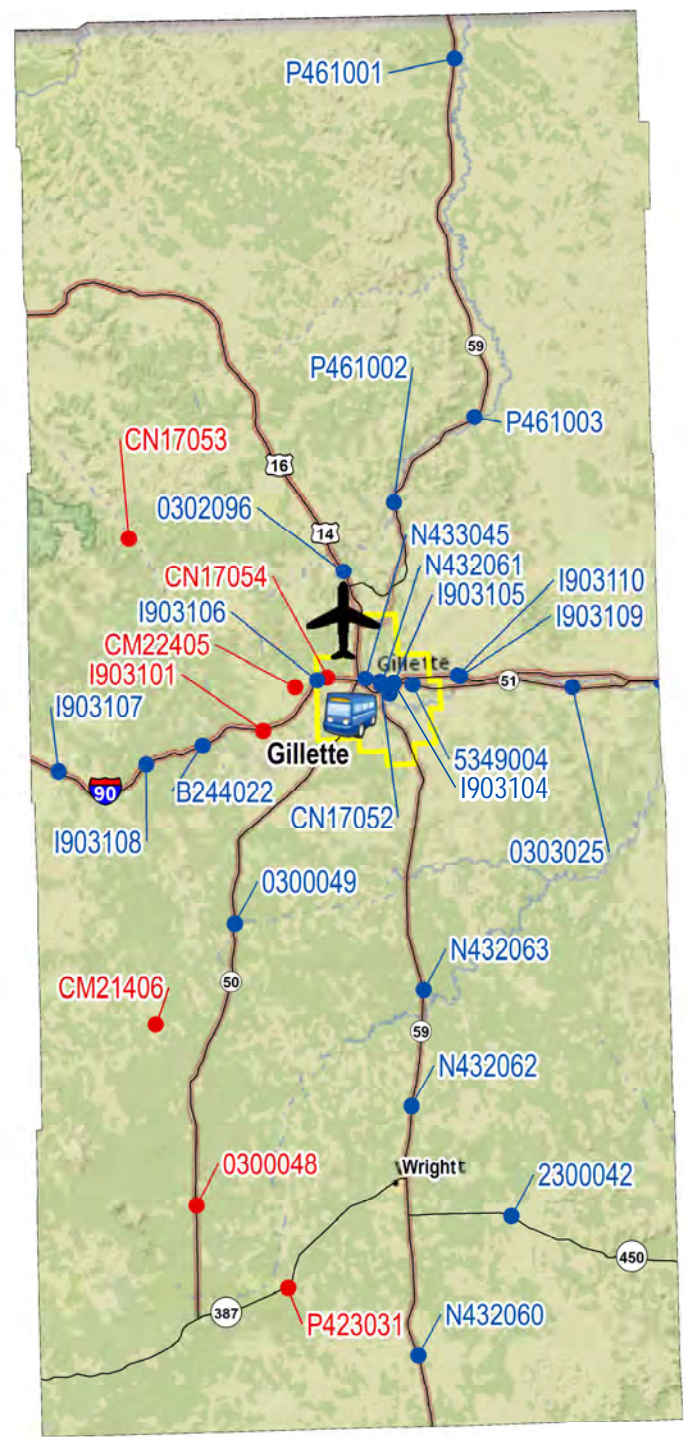
County		Transportation Projects	Communications Projects	Transit Projects	Aeronautics Projects	Total
Big Horn	2023	\$17,242,000	\$0	\$244,000	\$1,350,000	\$18,836,000
	2024	\$11,428,000	\$0	\$0	\$0	\$11,428,000
	2025	\$0	\$0	\$0	\$3,278,000	\$3,278,000
	2026	\$5,490,000	\$0	\$0	\$4,356,000	\$9,846,000
	2027	\$15,964,000	\$0	\$0	\$1,330,000	\$17,294,000
	2028	\$5,485,000	\$0	\$0	\$0	\$5,485,000
	<b>Total</b>	<b>\$55,609,000</b>	<b>\$0</b>	<b>\$244,000</b>	<b>\$10,314,000</b>	<b>\$66,167,000</b>

# CAMPBELL COUNTY

## Key to FY 2023 STIP

- 2023
- Future
-  Communications
-  Aeronautics
-  Transit
-  Urban Boundary




### MAP KEY



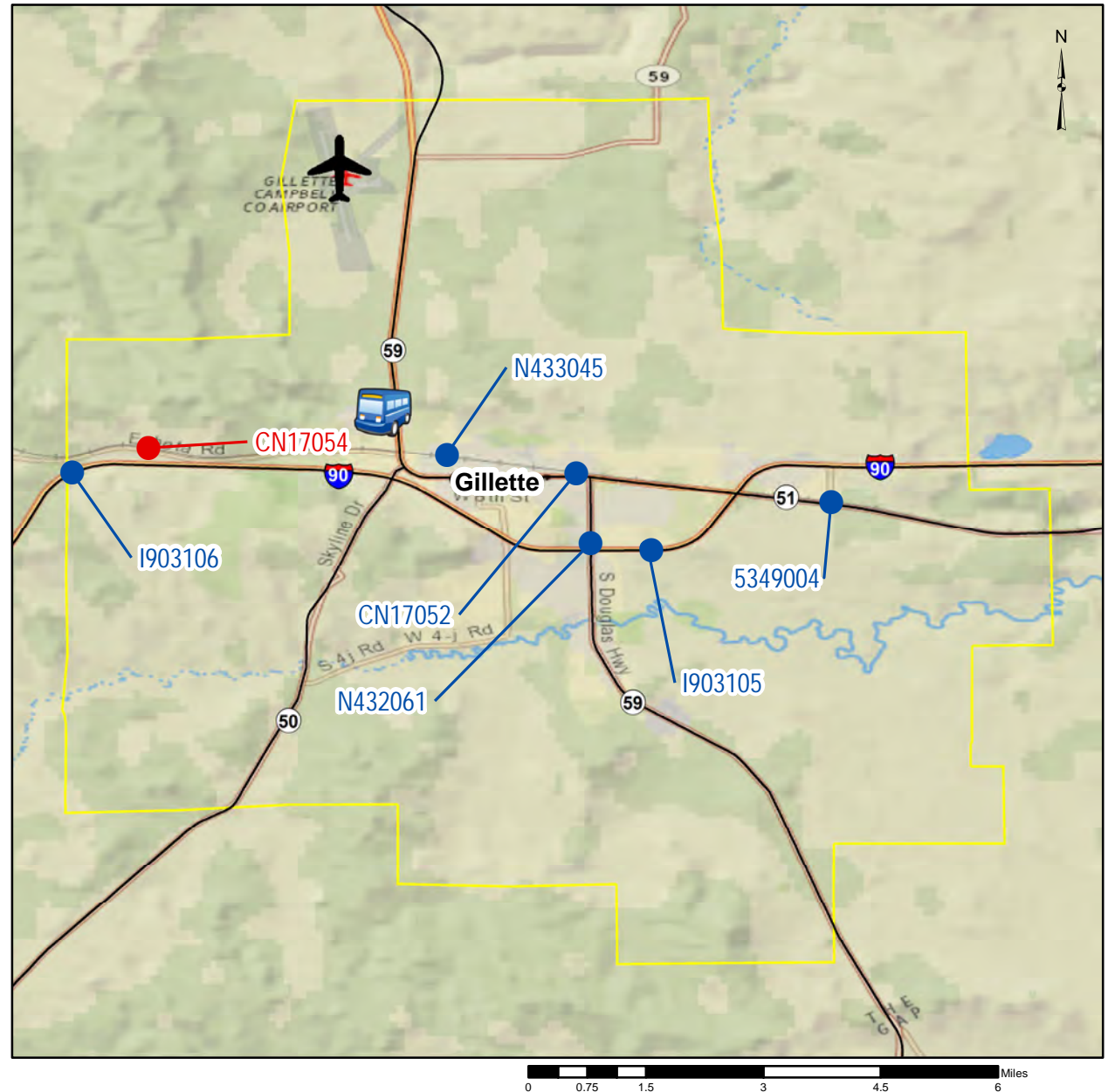
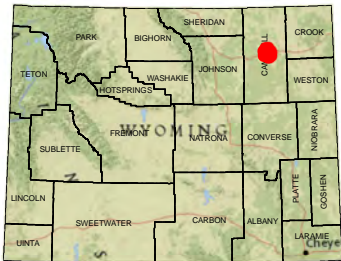


# GILLETTE INSET

## Key to FY 2023 STIP

- 2023
- Future
-  Communications
-  Aeronautics
-  Transit
- Urban Boundary

### MAP KEY





Wyoming Department of Transportation  
5300 Bishop Blvd  
Cheyenne, WY 82009

## STATE TRANSPORTATION IMPROVEMENT PROJECTS ENGINEERING & CONSTRUCTION

WYCN002B

### Campbell County

#### Transportation Projects

Fiscal Year: 2023

Trans Comm Dist	Project		General Location Detail Location	Begin RM	End RM	Length	Character of Work	Cost \$1,000						
								PE FY	PE	CE & CON	TOTAL	FED	ST	OTH
4	STP	0300048	GILLETTE TO PINE TREE JUNCTION WY 50	36.00	52.67	16.67	PAVEMENT REHABILITATION	2018	264	7,180	7,445	6,736	708	0
4	CM	CM21406	CAMPBELL COUNTY VARIOUS COUNTY ROADS LPA-CAMPBELL COUNTY	0.00	15.00	15.00	ENVIRONMENTAL		0	244	244	195	0	49
4	CM	CM22405	CAMPBELL COUNTY VARIOUS COUNTY ROADS LPA-CAMPBELL COUNTY	1.79	9.70	7.91	ENVIRONMENTAL		0	263	263	211	0	53
4	RHC-P	CN17053	CAMPBELL COUNTY BNSF RRMP 620.310 DOT NO. 098844J	23.76	23.76	0.00	RAILROAD		0	250	250	225	0	25
4	RHC-P	CN17054	CAMPBELL COUNTY BNSF RRMP 600.790 DOT NO. 098836S	0.03	0.03	0.00	RAILROAD		0	250	250	225	0	25
4	NHPPI	I903101	BUFFALO TO GILLETTE WILDHORSE CREEK SECTION/I- 90/STRUCTURE NO. BFJ, BFL, BFR, BFN, BFP, BFQ, BFO, BFK, BFM, BFS	112.50	118.30	5.80	PAVEMENT REHABILITATION	2021	233	9,082	9,315	8,640	674	0
4	HSIP	P423031	MIDWEST TO WRIGHT WY 387/COSNER ROAD/TURN LANE	138.85	138.85	0.00	SAFETY IMPROVEMENTS	2021	49	540	589	533	56	0



Wyoming Department of Transportation  
5300 Bishop Blvd  
Cheyenne, WY 82009

## STATE TRANSPORTATION IMPROVEMENT PROJECTS ENGINEERING & CONSTRUCTION

WYCN002B

### Campbell County

#### Transportation Projects

Fiscal Year: 2023

Trans Comm Dist	Project	General Location Detail Location	Begin RM	End RM	Length	Character of Work	Cost \$1,000						
							PE FY	PE	CE & CON	TOTAL	FED	ST	OTH
			FY TOTAL:		45.38		\$546	\$17,809	\$18,356	\$16,765	\$1,438	\$152	

#### Transit Projects

Fiscal Year: 2023

Trans Comm Dist	Project		General Location Eligible Provider	Funding Source	Character of Work	Cost \$1,000						
						PE FY	PE	CE & CON	TOTAL	FED	ST	OTH
4	FTA	FT23405	GILLETTE CAMPBELL COUNTY SENIOR CITIZENS ASSOCIATION, INC.	5311	OPERATING/ADMIN/MAINT		0	394	394	235	0	159
FY TOTAL:							\$0	\$394	\$394	\$235	\$0	\$159

#### Aeronautics Projects

Fiscal Year: 2023

Aero Comm Dist	Project		General Location		Character of Work	Cost \$1,000						
						PE FY	PE	CE & CON	TOTAL	FED	ST	OTH
5	AERO	AGC014A	GILLETTE		PAVEMENT REHABILITATION		0	1,067	1,067	1,000	40	27
5	AERO	AGC021A	GILLETTE		AIRPORT EQUIPMENT		0	800	800	750	30	20
5	AERO	AGC023A	GILLETTE		PAVEMENT EXPANSION		0	1,087	1,087	1,019	41	27
FY TOTAL:						\$0	\$2,954	\$2,954	\$2,769	\$111	\$74	

**Grand Total: 2023, Campbell County**

\$546 \$21,157 \$21,704 \$19,769 \$1,549 \$385



Wyoming Department of Transportation  
5300 Bishop Blvd  
Cheyenne, WY 82009

## STATE TRANSPORTATION IMPROVEMENT PROJECTS ENGINEERING & CONSTRUCTION

WYCN002B

### Campbell County

#### Transportation Projects

Fiscal Year: 2024

Trans Comm Dist	Project		General Location Detail Location	Begin RM	End RM	Length	Character of Work	Cost \$1,000						
								PE FY	PE	CE & CON	TOTAL	FED	ST	OTH
4	STP	0300049	GILLETTE TO SAVAGETON HOE SPRINGGS SECTION/WY 50	20.38	25.19	4.81	PAVEMENT REHABILITATION	2022	163	2,093	2,256	2,041	215	0
4	RHC	5349004	GILLETTE GARNER LAKE RD/BNSF/DOT NO. 064970H	3.87	3.87	0.00	RAILROAD		0	240	240	120	0	120
4	STPU-GI	B244006	GILLETTE FOX PARK AVENUE & SINCLAIR STREET	98.62	99.27	0.65	RECONSTRUCTION	2019	22	0	22	20	0	2
4	STP-GM	B244022	TRANSPORTATION DISTRICT 4 VARIOUS LOCATIONS	97.14	124.10	26.96	DRAINAGE REPAIR	2022	55	2,000	2,055	1,860	195	0
4	RHC	CN17052	CAMPBELL COUNTY GILLETTE/BROOKS AVE UPRR/DOT #604975S RRMP 596.82	100.02	100.02	0.00	RAILROAD		0	240	240	120	0	120
4	NHPP	N432062	RENO JUNCTION TO GILLETTE WRIGHT NORTH/HAY CREEK SECTION	77.00	83.73	6.73	PAVEMENT REHABILITATION	2021	211	5,622	5,833	5,279	555	0
FY TOTAL:				39.15					\$451	\$10,195	\$10,646	\$9,440	\$965	\$242



Wyoming Department of Transportation  
5300 Bishop Blvd  
Cheyenne, WY 82009

## STATE TRANSPORTATION IMPROVEMENT PROJECTS ENGINEERING & CONSTRUCTION

WYCN002B

### Campbell County

#### Aeronautics Projects

Fiscal Year: 2024

Aero Comm Dist	Project		General Location		Character of Work	Cost \$1,000							
						PE FY	PE	CE & CON	TOTAL	FED	ST	OTH	
5	AERO	AGC011B	GILLETTE		PAVEMENT REHABILITATION		0	1,067	1,067	1,000	40	27	
5	AERO	AGC015A	GILLETTE		PAVEMENT MAINTENANCE		0	160	160	0	144	16	
FY TOTAL:								\$0	\$1,227	\$1,227	\$1,000	\$184	\$43
Grand Total: 2024, Campbell County							\$451	\$11,422	\$11,873	\$10,440	\$1,149	\$285	

#### Transportation Projects

Fiscal Year: 2025

Trans Comm Dist	Project		General Location Detail Location	Begin RM	End RM	Length	Character of Work	Cost \$1,000						
								PE FY	PE	CE & CON	TOTAL	FED	ST	OTH
4	NHPPI	I903105	GILLETTE EASTBOUND AND WESTBOUND LANES STRUCTURES NOS. BFX, BFY, CSC, CYK, CYL, CYM, CYN	124.30	129.60	5.30	PAVEMENT REHABILITATION	2022	430	5,745	6,174	5,727	447	0
4	NHPP	N432063	GILLETTE TO WRIGHT WY 59	83.73	94.25	10.52	PAVEMENT REHABILITATION	2022	363	6,139	6,502	5,884	618	0
4	STP	P461001	GILLETTE TO MONTANA OLMSTEAD SECTION/WY 59 STRUCTURE NO. CHL	163.50	170.11	6.61	PAVEMENT REHABILITATION	2020	223	8,003	8,227	7,444	782	0
FY TOTAL:						22.43			\$1,016	\$19,887	\$20,903	\$19,055	\$1,847	\$0

#### Aeronautics Projects

Fiscal Year: 2025

Aero Comm Dist	Project		General Location		Character of Work	Cost \$1,000						
						PE FY	PE	CE & CON	TOTAL	FED	ST	OTH
5	AERO	AGC011C	GILLETTE		PAVEMENT REHABILITATION		0	11,200	11,200	10,500	420	280
FY TOTAL:							\$0	\$11,200	\$11,200	\$10,500	\$420	\$280



Wyoming Department of Transportation  
5300 Bishop Blvd  
Cheyenne, WY 82009

## STATE TRANSPORTATION IMPROVEMENT PROJECTS ENGINEERING & CONSTRUCTION

WYCN002B

### Campbell County

Grand Total: 2025, Campbell County

\$1,016

\$31,087

\$32,103

\$29,555

\$2,267

\$280

### Transportation Projects

Fiscal Year: 2026

Trans Comm Dist	Project		General Location Detail Location	Begin RM	End RM	Length	Character of Work	Cost \$1,000						
								PE FY	PE	CE & CON	TOTAL	FED	ST	OTH
4	HI-BFP	I903107	CAMPBELL COUNTY I-90/STRUCTURE NO. BFB, BFC	98.33	98.33	0.00	BRIDGE REPLACEMENT	2022	286	4,108	4,394	4,076	318	0
FY TOTAL:						0.00			\$286	\$4,108	\$4,394	\$4,076	\$318	\$0
Grand Total: 2026, Campbell County									\$286	\$4,108	\$4,394	\$4,076	\$318	\$0

### Transportation Projects

Fiscal Year: 2027

Trans Comm Dist	Project		General Location Detail Location	Begin RM	End RM	Length	Character of Work	Cost \$1,000						
								PE FY	PE	CE & CON	TOTAL	FED	ST	OTH
4	STP	0303025	GILLETTE TO MOORCROFT WY 51	136.56	143.86	7.30	PAVEMENT REHABILITATION		226	3,030	3,256	2,937	319	0
4	NHPPI	I903106	BUFFALO TO GILLETTE I-90/EASTBOUND AND WESTBOUND LANES	118.30	124.30	6.00	PAVEMENT REHABILITATION	2023	554	14,826	15,380	14,266	1,113	0
FY TOTAL:				13.30					\$780	\$17,856	\$18,636	\$17,203	\$1,432	\$0



Wyoming Department of Transportation  
5300 Bishop Blvd  
Cheyenne, WY 82009

## STATE TRANSPORTATION IMPROVEMENT PROJECTS ENGINEERING & CONSTRUCTION

WYCN002B

### Campbell County

#### Aeronautics Projects

Fiscal Year: 2027

Aero Comm Dist	Project		General Location		Character of Work	Cost \$1,000						
						PE FY	PE	CE & CON	TOTAL	FED	ST	OTH
5	AERO	AGC031A	GILLETTE		AIRPORT EQUIPMENT		0	1,067	1,067	1,000	40	27
FY TOTAL:							\$0	\$1,067	\$1,067	\$1,000	\$40	\$27
Grand Total: 2027, Campbell County							\$780	\$18,923	\$19,703	\$18,203	\$1,472	\$27



Wyoming Department of Transportation  
5300 Bishop Blvd  
Cheyenne, WY 82009

## STATE TRANSPORTATION IMPROVEMENT PROJECTS ENGINEERING & CONSTRUCTION

WYCN002B

### Campbell County

#### Transportation Projects

Fiscal Year: 2028

Trans Comm Dist	Project		General Location Detail Location	Begin RM	End RM	Length	Character of Work	Cost \$1,000						
								PE FY	PE	CE & CON	TOTAL	FED	ST	OTH
4	STP	0302096	BUFFALO TO GILLETTE US 14/16	96.00	98.40	2.40	PAVEMENT REHABILITATION	2023	81	1,083	1,164	1,045	120	0
4	STP	2300042	RENO JUNCTION TO WESTON COUNTY WY 450 STRUCTURE NO. DKO	51.04	66.20	15.16	PAVEMENT REHABILITATION	2020	205	8,851	9,056	8,195	861	0
4	NHPPI	I903108	CAMPBELL COUNTY I-90	106.14	106.14	0.00	STRUCTURE REPAIR		27	495	522	484	38	0
4	NHPPI	I903109	GILLETTE TO MOORCROFT I-90	129.60	135.43	5.83	PAVEMENT REHABILITATION		1,040	15,327	16,367	15,182	1,185	0
4	HI-BFP	I903110	CAMPBELL COUNTY I-90	132.39	132.39	0.00	BRIDGE REPLACEMENT		359	5,289	5,648	5,239	409	0
4	NHPP	N432060	WRIGHT TO BILL SPRING CREEK-PORCUPINE CREEK WY 59	56.51	67.09	10.58	PAVEMENT REHABILITATION	2022	337	7,416	7,753	7,015	737	0
4	NHPP	N432061	GILLETTE UNION CHAPEL SOUTHERN DRIVE 4TH STREET AND WARLOW/WY 59/US 14/16	111.60	112.89	1.29	RECONSTRUCTION	2020	90	2,897	2,987	2,703	284	0





Wyoming Department of Transportation  
5300 Bishop Blvd  
Cheyenne, WY 82009

## STATE TRANSPORTATION IMPROVEMENT PROJECTS ENGINEERING & CONSTRUCTION

WYCN002B

### Campbell County

#### Transportation Projects

Fiscal Year: 2028

Trans Comm Dist	Project		General Location Detail Location	Begin RM	End RM	Length	Character of Work	Cost \$1,000						
								PE FY	PE	CE & CON	TOTAL	FED	ST	OTH
4	NHPP	N433045	GILLETTE 2ND ST/JCT WY 50	113.86	114.81	0.95	PAVEMENT REHABILITATION	2022	67	979	1,046	947	99	0
4	STP	P461002	GILLETTE TO MONTANA CORRAL CREEK/WY 59	123.77	135.90	12.13	PAVEMENT REHABILITATION	2021	230	9,218	9,448	8,550	899	0
4	STP	P461003	GILLETTE TO MONTANA LITTLE POWDER RIVER/WY 59	135.90	142.07	6.17	PAVEMENT REHABILITATION	2020	115	4,322	4,437	4,015	422	0
FY TOTAL:						54.51			\$2,551	\$55,877	\$58,428	\$53,375	\$5,054	\$0
Grand Total: 2028, Campbell County									\$2,551	\$55,877	\$58,428	\$53,375	\$5,054	\$0



Wyoming Department of Transportation  
5300 Bishop Blvd  
Cheyenne, WY 82009





## STATE TRANSPORTATION IMPROVEMENT PROJECTS COUNTY TOTAL

WYCN00102SUM

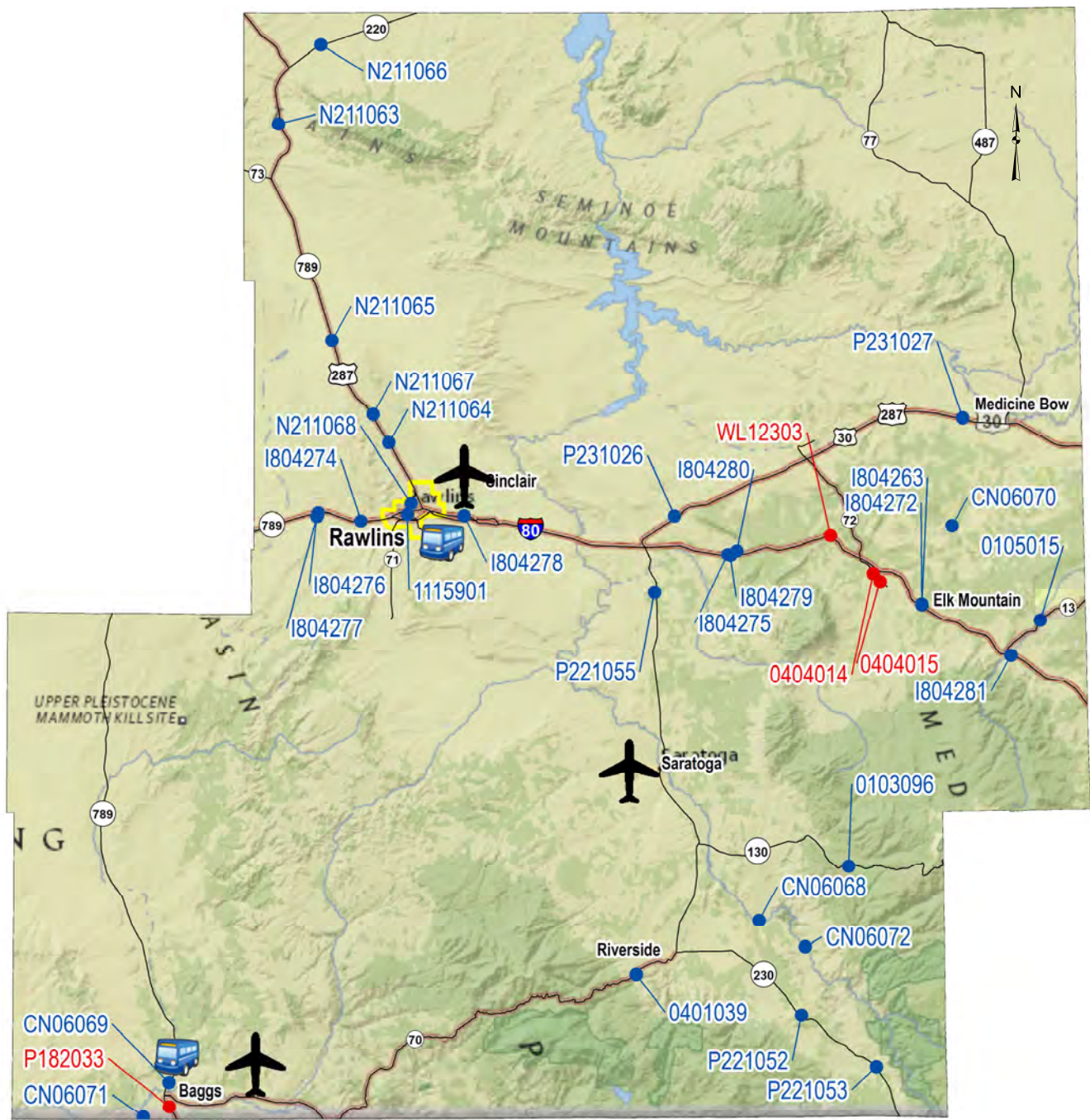
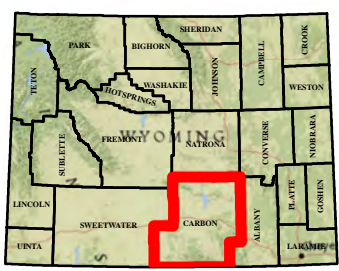
County		Transportation Projects	Communications Projects	Transit Projects	Aeronautics Projects	Total
Campbell	2023	\$18,356,000	\$0	\$394,000	\$2,954,000	\$21,704,000
	2024	\$10,646,000	\$0	\$0	\$1,227,000	\$11,873,000
	2025	\$20,903,000	\$0	\$0	\$11,200,000	\$32,103,000
	2026	\$4,394,000	\$0	\$0	\$0	\$4,394,000
	2027	\$18,636,000	\$0	\$0	\$1,067,000	\$19,703,000
	2028	\$58,428,000	\$0	\$0	\$0	\$58,428,000
	<b>Total</b>	<b>\$131,363,000</b>	<b>\$0</b>	<b>\$394,000</b>	<b>\$16,448,000</b>	<b>\$148,205,000</b>

# CARBON COUNTY

## Key to FY 2023 STIP

- 2023
- Future
-  Communications
-  Aeronautics
-  Transit
-  Urban Boundary

### MAP KEY









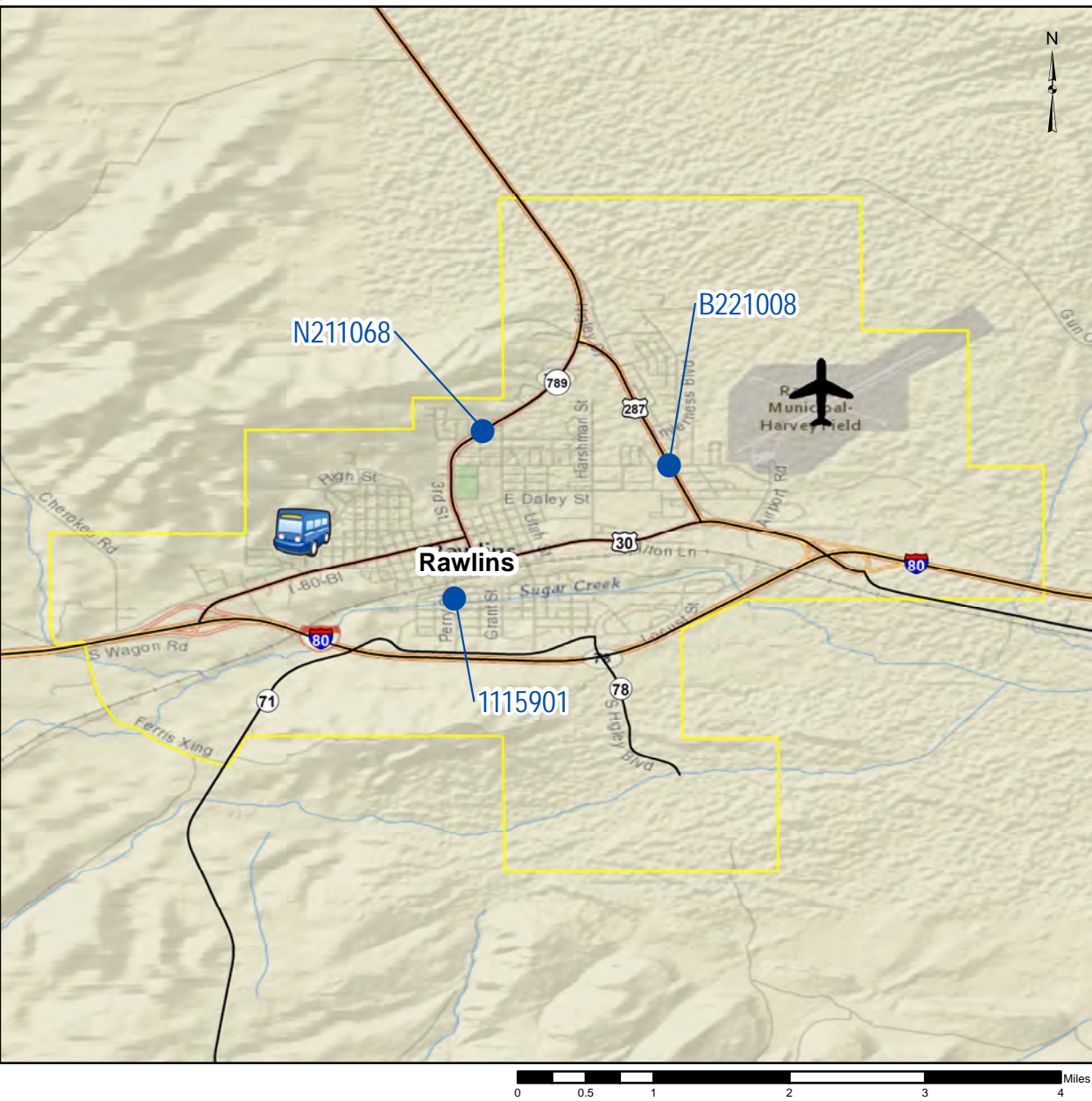
# RAWLINS

# INSET

Key to FY 2023 STIP

- 2023
- Future
-  Communications
-  Aeronautics
-  Transit
-  Urban Boundary

MAP KEY





Wyoming Department of Transportation  
5300 Bishop Blvd  
Cheyenne, WY 82009

## STATE TRANSPORTATION IMPROVEMENT PROJECTS ENGINEERING & CONSTRUCTION

WYCN002B

### Carbon County

#### Transportation Projects

Fiscal Year: 2023

Trans Comm Dist	Project		General Location Detail Location	Begin RM	End RM	Length	Character of Work	Cost \$1,000						
								PE FY	PE	CE & CON	TOTAL	FED	ST	OTH
2	SCP-TC	0404014	HANNA TO ELK MOUNTAIN WY 72 SOUTH	12.37	15.98	3.61	PAVEMENT REHABILITATION	2017	30	3,023	3,053	27	3,026	0
2	SCP	0404015	ELK MOUNTAIN ELK MOUNTAIN SHOP	15.20	15.20	0.00	PAVEMENT RESURFACE	2020	1	37	38	0	38	0
2	STP	P182033	COLORADO TO BAGGS LITTLE SNAKE RIVER NORTH/WY 789 STRUCTURE NO. DJF, FSD	50.30	53.20	2.90	PAVEMENT REHABILITATION	2020	111	3,764	3,875	3,507	369	0
2	NHPPI	WL12303	RAWLINS TO LARAMIE I-80 WILDLIFE CROSSINGS	249.00	256.00	7.00	ENVIRONMENTAL		20	0	20	19	1	0
FY TOTAL:				13.51					\$162	\$6,824	\$6,986	\$3,553	\$3,434	\$0



Wyoming Department of Transportation  
5300 Bishop Blvd  
Cheyenne, WY 82009

## STATE TRANSPORTATION IMPROVEMENT PROJECTS ENGINEERING & CONSTRUCTION

WYCN002B

### Carbon County

#### Transit Projects

Fiscal Year: 2023

Trans Comm Dist	Project		General Location Eligible Provider	Funding Source	Character of Work	Cost \$1,000						
						PE FY	PE	CE & CON	TOTAL	FED	ST	OTH
2	FTA	FT23106	RAWLINS CARBON COUNTY SENIOR SERVICES, INC.	STATE	OPERATING/ADMIN/MAINT		0	86	86	0	58	28
2	FTA	FT23154	BAGGS ASSISTED CARE FACILITY	STATE	OPERATING/ADMIN/MAINT		0	30	30	0	20	10
2	FTA	FT23163	RAWLINS CARBON COUNTY SENIOR SERVICES, INC.	5339	CAPITAL/DRIVEWAY EXPANSION		0	300	300	260	0	40
FY TOTAL:							\$0	\$416	\$416	\$260	\$78	\$78
Grand Total: 2023, Carbon County							\$162	\$7,240	\$7,402	\$3,813	\$3,512	\$78

#### Transportation Projects

Fiscal Year: 2024

Trans Comm Dist	Project		General Location Detail Location	Begin RM	End RM	Length	Character of Work	Cost \$1,000						
								PE FY	PE	CE & CON	TOTAL	FED	ST	OTH
2	STP-BR	B241001	TRANSPORTATION DISTRICT 1 STRUCTURE NO. AWY, CID, FQI	221.68	221.68	0.00	STRUCTURE REPAIR	2021	44	2,510	2,554	2,311	243	0
2	NHPPI	I804263	RAWLINS TO LARAMIE WAGONHOUND WEST I-80 EASTBOUND LANE STRUCTURE NO. AVC, AVE, AVG, AVI, AVK, AVD, AVF, AVH, AVJ, AVL	258.90	267.19	8.29	PAVEMENT REHABILITATION	2021	222	7,476	7,699	7,141	557	0
2	NHPPI	I804272	RAWLINS TO LARAMIE WAGONHOUND WEST I-80 WESTBOUND LANE	258.90	267.19	8.29	PAVEMENT REHABILITATION	2022	443	6,457	6,900	6,400	500	0
FY TOTAL:						16.58			\$709	\$16,443	\$17,153	\$15,852	\$1,300	\$0



Wyoming Department of Transportation  
5300 Bishop Blvd  
Cheyenne, WY 82009

## STATE TRANSPORTATION IMPROVEMENT PROJECTS ENGINEERING & CONSTRUCTION

WYCN002B

### Carbon County

#### Aeronautics Projects

Fiscal Year: 2024

Aero Comm Dist	Project		General Location		Character of Work	Cost \$1,000						
						PE FY	PE	CE & CON	TOTAL	FED	ST	OTH
2	AERO	ASA019A	SARATOGA		PLANNING STUDY		0	333	333	300	20	13
FY TOTAL:							\$0	\$333	\$333	\$300	\$20	\$13
Grand Total: 2024, Carbon County							\$709	\$16,776	\$17,486	\$16,152	\$1,320	\$13



Wyoming Department of Transportation  
5300 Bishop Blvd  
Cheyenne, WY 82009

## STATE TRANSPORTATION IMPROVEMENT PROJECTS ENGINEERING & CONSTRUCTION

WYCN002B

### Carbon County

#### Transportation Projects

Fiscal Year: 2025

Trans Comm Dist	Project		General Location Detail Location	Begin RM	End RM	Length	Character of Work	Cost \$1,000						
								PE FY	PE	CE & CON	TOTAL	FED	ST	OTH
2	STPU-RW	B221008	RAWLINS HIGLEY BOULEVARD/MURRAY STREET/AIRPORT ROAD	1.93	1.93	0.00	RECONSTRUCTION	2019	30	0	30	27	0	3
2	HI-BFP	CN06069	CARBON COUNTY COUNTY ROAD 702 OVER MUDDY CREEK STRUCTURE NO. DMW	0.20	0.20	0.00	BRIDGE REPLACEMENT		92	824	916	915	0	0
2	HI-BFP	CN06070	CARBON COUNTY COUNTY ROAD 3 OVER THIRD SAND CREEK STRUCTURE NO. DMR	9.60	9.60	0.00	BRIDGE REPLACEMENT		88	792	880	880	0	0
2	HI-BFP	CN06071	CARBON COUNTY COUNTY ROAD 603 OVER FOUR MILE CREEK STRUCTURE NO. FPX	3.60	3.60	0.00	BRIDGE REPLACEMENT		65	585	650	650	0	0
2	NHPPI	I804275	LARAMIE TO RAWLINS DANA RIDGE SECTION WESTBOUND LANE/I-80 STRUCTURE NO. AUX	240.00	245.90	5.90	PAVEMENT REHABILITATION	2021	526	9,743	10,269	9,526	743	0
7	NHPP	N211063	MUDDY GAP TO CASPER WY 789/220/STRUCTURE NO. BTY	33.00	44.77	11.77	PAVEMENT REHABILITATION	2022	556	7,311	7,867	7,119	748	0
FY TOTAL:									\$1,357	\$19,255	\$20,612	\$19,117	\$1,491	\$3





Wyoming Department of Transportation  
5300 Bishop Blvd  
Cheyenne, WY 82009

## STATE TRANSPORTATION IMPROVEMENT PROJECTS ENGINEERING & CONSTRUCTION

WYCN002B

### Carbon County

#### Aeronautics Projects

Fiscal Year: 2025

Aero Comm Dist	Project		General Location		Character of Work	Cost \$1,000						
						PE FY	PE	CE & CON	TOTAL	FED	ST	OTH
2	AERO	ADW009A	DIXON		BUILDINGS		0	500	500	450	30	20
2	AERO	ARW009A	RAWLINS		AIRPORT EQUIPMENT		0	150	150	0	135	15
2	AERO	ASA012A	SARATOGA		AIRPORT EQUIPMENT		0	181	181	0	163	18
FY TOTAL:							\$0	\$831	\$831	\$450	\$328	\$53
Grand Total: 2025, Carbon County							\$1,357	\$20,086	\$21,443	\$19,567	\$1,819	\$56



Wyoming Department of Transportation  
5300 Bishop Blvd  
Cheyenne, WY 82009

## STATE TRANSPORTATION IMPROVEMENT PROJECTS ENGINEERING & CONSTRUCTION

WYCN002B

### Carbon County

#### Transportation Projects

Fiscal Year: 2026

Trans Comm Dist	Project		General Location Detail Location	Begin RM	End RM	Length	Character of Work	Cost \$1,000						
								PE FY	PE	CE & CON	TOTAL	FED	ST	OTH
2	STP- BROS	CN06068	CARBON COUNTY CR 203/BRUSH CREEK ROAD/BRIDGE OVER NORTH PLATTE RIVER/STRUCTURE NO. DML	7.50	7.50	0.00	BRIDGE REPLACEMENT		499	3,107	3,606	3,263	0	343
2	HI-BFP	CN06072	CARBON COUNTY COUNTY ROAD 660 OVER NORTH PLATTE RIVER STRUCTURE NO. DMK	9.80	9.80	0.00	BRIDGE REPLACEMENT		350	3,150	3,500	3,500	0	0
2	NHPPI	I804276	RAWLINS TO CRESTON JUNCTION I-80 EBL	199.00	210.98	11.98	PAVEMENT REHABILITATION		1,068	14,284	15,352	14,240	1,111	0
2	NHPP	N211066	MUDDY GAP TO ALCOVA MUDDY GAP NORTH/WY 220	44.77	51.06	6.29	PAVEMENT REHABILITATION	2023	217	3,174	3,391	3,069	323	0
2	STP	P221052	SARATOGA TO COLORADO SKYLINE SECTION/WY 230	110.13	116.90	6.77	PAVEMENT REHABILITATION	2021	149	5,040	5,189	4,696	494	0
FY TOTAL:				25.04					\$2,283	\$28,755	\$31,038	\$28,768	\$1,928	\$343



Wyoming Department of Transportation  
5300 Bishop Blvd  
Cheyenne, WY 82009

## STATE TRANSPORTATION IMPROVEMENT PROJECTS ENGINEERING & CONSTRUCTION

WYCN002B

### Carbon County

#### Aeronautics Projects

Fiscal Year: 2026

Aero Comm Dist	Project		General Location		Character of Work	Cost \$1,000						
						PE FY	PE	CE & CON	TOTAL	FED	ST	OTH
2	AERO	ADW004A	DIXON		ACQUIRE LAND/EASEMENT		0	167	167	150	10	7
2	AERO	ADW010A	DIXON		PAVEMENT MAINTENANCE		0	210	210	0	189	21
2	AERO	ARW011A	RAWLINS		PAVEMENT MAINTENANCE		0	360	360	0	324	36
2	AERO	ASA013A	SARATOGA		AIRPORT EQUIPMENT		0	76	76	0	68	8
2	AERO	ASA014A	SARATOGA		PAVEMENT MAINTENANCE		0	330	330	0	297	33
FY TOTAL:							\$0	\$1,143	\$1,143	\$150	\$888	\$105
Grand Total: 2026, Carbon County							\$2,283	\$29,898	\$32,181	\$28,918	\$2,816	\$448



Wyoming Department of Transportation  
5300 Bishop Blvd  
Cheyenne, WY 82009

## STATE TRANSPORTATION IMPROVEMENT PROJECTS ENGINEERING & CONSTRUCTION

WYCN002B

### Carbon County

#### Transportation Projects

Fiscal Year: 2027

Trans Comm Dist	Project		General Location Detail Location	Begin RM	End RM	Length	Character of Work	Cost \$1,000						
								PE FY	PE	CE & CON	TOTAL	FED	ST	OTH
2	STP	0103096	CENTENNIAL TO SARATOGA CENTENNIAL WEST/WY 130	47.46	57.52	10.06	PAVEMENT REHABILITATION	2024	319	4,698	5,017	4,540	477	0
2	HI-BFP	1115901	RAWLINS STRUCTURE NO. CLV	99.97	99.97	0.00	STRUCTURE REPAIR		120	1,080	1,200	1,200	0	0
2	NHPPI	I804277	RAWLINS TO CRESTON JUNCTION I-80 WBL	199.00	210.98	11.98	PAVEMENT REHABILITATION		1,068	14,998	16,066	14,903	1,163	0
2	STP	P221053	SARATOGA TO COLORADO BIG CREEK SECTION/WY 230	116.90	126.92	10.02	PAVEMENT REHABILITATION	2023	102	4,866	4,968	4,487	482	0
2	STP	P221055	WALCOTT JUNCTION TO SARATOGA WALCOTT JUNCTION SOUTH/WY 230	0.00	8.42	8.42	PAVEMENT REHABILITATION	2024	632	9,321	9,952	9,006	947	0
FY TOTAL:				40.48					\$2,241	\$34,963	\$37,203	\$34,136	\$3,069	\$0



Wyoming Department of Transportation  
5300 Bishop Blvd  
Cheyenne, WY 82009

## STATE TRANSPORTATION IMPROVEMENT PROJECTS ENGINEERING & CONSTRUCTION

WYCN002B

### Carbon County

#### Aeronautics Projects

Fiscal Year: 2027

Aero Comm Dist	Project		General Location		Character of Work	Cost \$1,000						
						PE FY	PE	CE & CON	TOTAL	FED	ST	OTH
2	AERO	ASA005B	SARATOGA		BUILDINGS		0	450	450	0	270	180
2	AERO	ASA005C	SARATOGA		BUILDINGS		0	500	500	450	30	20
FY TOTAL:							\$0	\$950	\$950	\$450	\$300	\$200
Grand Total: 2027, Carbon County							\$2,241	\$35,913	\$38,153	\$34,586	\$3,369	\$200



Wyoming Department of Transportation  
5300 Bishop Blvd  
Cheyenne, WY 82009

## STATE TRANSPORTATION IMPROVEMENT PROJECTS ENGINEERING & CONSTRUCTION

WYCN002B

### Carbon County

#### Transportation Projects

Fiscal Year: 2028

Trans Comm Dist	Project		General Location Detail Location	Begin RM	End RM	Length	Character of Work	Cost \$1,000						
								PE FY	PE	CE & CON	TOTAL	FED	ST	OTH
2	STP	0105015	MCFADDEN TO ROCK RIVER CARBON COUNTY SECTION/WY 13	8.04	17.30	9.26	PAVEMENT REHABILITATION	2021	124	5,582	5,705	5,163	543	0
2	STP	0401039	BAGGS TO ENCAMPMENT ENCAMPMENT WEST/WY 70	50.00	56.25	6.25	PAVEMENT REHABILITATION	2020	140	6,334	6,474	5,859	616	0
2	NHPPI	I804278	RAWLINS TO LARAMIE I-80 EASTBOUND LANE	216.20	221.20	5.00	PAVEMENT REHABILITATION		301	4,436	4,737	4,394	343	0
2	NHPPI	I804279	RAWLINS TO LARAMIE I-80 EASTBOUND LANE	240.00	245.90	5.90	PAVEMENT REHABILITATION		695	6,702	7,397	6,862	536	0
2	HI-BFP	I804280	LARAMIE TO RAWLINS I-80 STRUCTURE NO. AUW	243.89	243.89	0.00			241	2,649	2,890	2,680	209	0
2	NHPPI	I804281	RAWLINS TO LARAMIE I-80 STRUCTURE NO. AVQ, AVR	272.50	272.50	0.00	STRUCTURE REPAIR		182	2,002	2,184	2,026	158	0
2	NHPP	N211065	RAWLINS TO MUDDY GAP BELL SPRINGS/US 287	12.55	22.89	10.34	PAVEMENT REHABILITATION	2020	325	7,416	7,741	7,005	736	0



Wyoming Department of Transportation  
5300 Bishop Blvd  
Cheyenne, WY 82009

## STATE TRANSPORTATION IMPROVEMENT PROJECTS ENGINEERING & CONSTRUCTION

WYCN002B

### Carbon County

#### Transportation Projects

Fiscal Year: 2028

Trans Comm Dist	Project		General Location Detail Location	Begin RM	End RM	Length	Character of Work	Cost \$1,000						
								PE FY	PE	CE & CON	TOTAL	FED	ST	OTH
2	STP	N211068	RAWLINS 3RD STREET/US 287 NORTH	0.20	1.92	1.72	PAVEMENT REHABILITATION		107	1,581	1,688	1,527	161	0
2	STP	P231026	WALCOTT JUNCTION TO HANNA US 30	235.23	244.04	8.81	PAVEMENT REHABILITATION	2020	139	5,054	5,192	4,698	494	0
2	STP	P231027	HANNA TO MEDICINE BOW US 30	264.00	271.54	7.54	PAVEMENT REHABILITATION	2024	207	3,204	3,411	3,087	324	0
FY TOTAL:						54.82			\$2,461	\$44,960	\$47,419	\$43,301	\$4,120	\$0

#### Aeronautics Projects

Fiscal Year: 2028

Aero Comm Dist	Project		General Location		Character of Work	Cost \$1,000						
						PE FY	PE	CE & CON	TOTAL	FED	ST	OTH
2	AERO	ASA001A	SARATOGA		ACQUIRE LAND/EASEMENT		0	167	167	150	10	7
FY TOTAL:							\$0	\$167	\$167	\$150	\$10	\$7
Grand Total: 2028, Carbon County							\$2,461	\$45,127	\$47,586	\$43,451	\$4,130	\$7



Wyoming Department of Transportation  
5300 Bishop Blvd  
Cheyenne, WY 82009

## STATE TRANSPORTATION IMPROVEMENT PROJECTS ENGINEERING & CONSTRUCTION

WYCN002B

### Carbon County

#### Transportation Projects

Fiscal Year: Future Year

Trans Comm Dist	Project		General Location Detail Location	Begin RM	End RM	Length	Character of Work	Cost \$1,000						
								PE FY	PE	CE & CON	TOTAL	FED	ST	OTH
2	NHPP-SF	N211064	RAWLINS TO MUDDY GAP NORTH OF RAWLINS/US 287/WY 789	2.24	11.81	9.57	FENCING	2020	193	2,127	2,320	2,100	221	0
FY TOTAL:						9.57			\$193	\$2,127	\$2,320	\$2,100	\$221	\$0
Grand Total: Future Year, Carbon County									\$193	\$2,127	\$2,320	\$2,100	\$221	\$0





Wyoming Department of Transportation  
5300 Bishop Blvd  
Cheyenne, WY 82009





## STATE TRANSPORTATION IMPROVEMENT PROJECTS COUNTY TOTAL

WYCN00102SUM


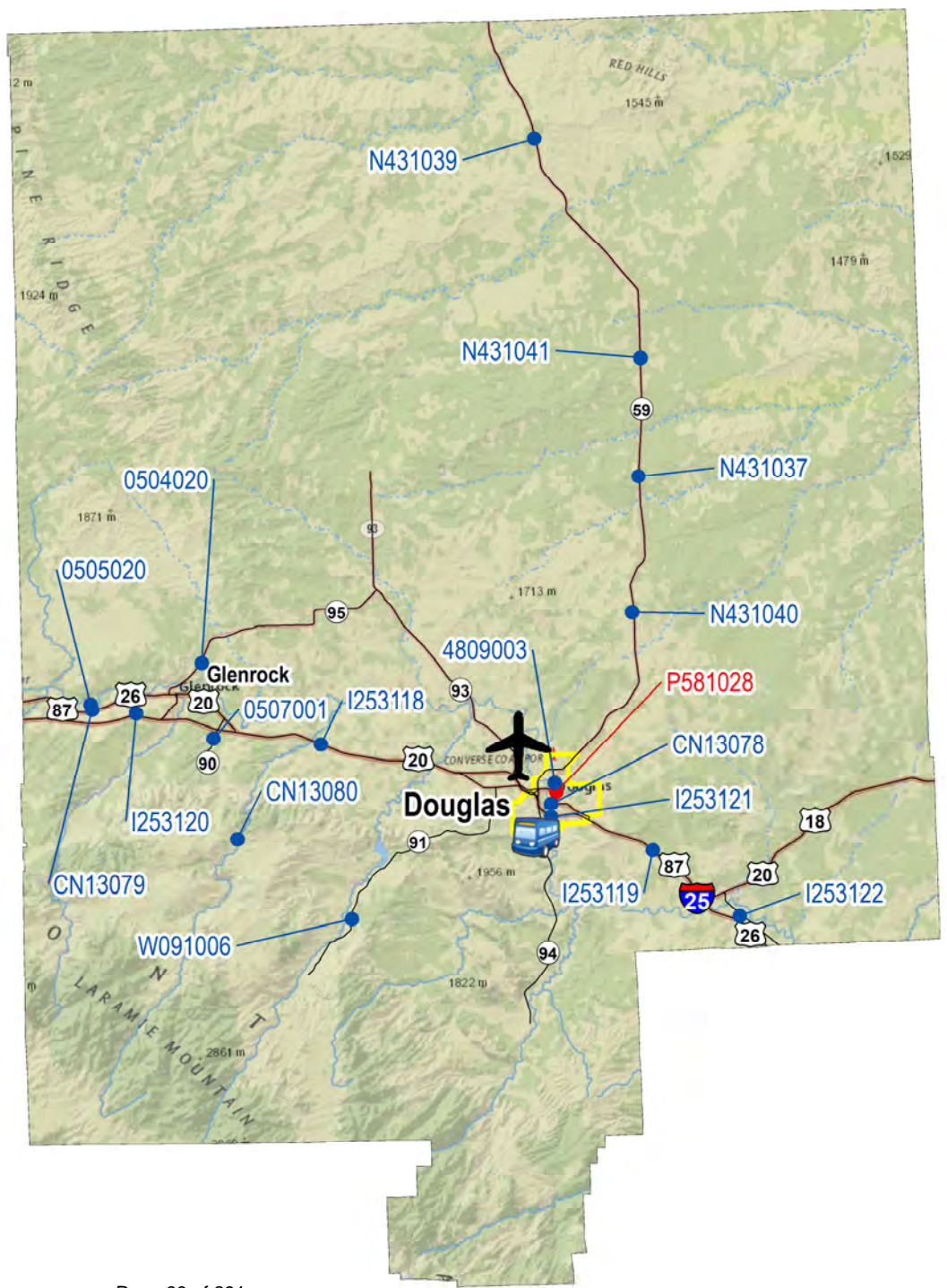
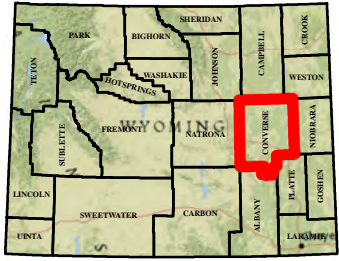
County		Transportation Projects	Communications Projects	Transit Projects	Aeronautics Projects	Total
Carbon	2023	\$6,986,000	\$0	\$416,000	\$0	\$7,402,000
	2024	\$17,153,000	\$0	\$0	\$333,000	\$17,486,000
	2025	\$20,612,000	\$0	\$0	\$831,000	\$21,443,000
	2026	\$31,038,000	\$0	\$0	\$1,143,000	\$32,181,000
	2027	\$37,203,000	\$0	\$0	\$950,000	\$38,153,000
	2028	\$47,419,000	\$0	\$0	\$167,000	\$47,586,000
	Future Year	\$2,320,000	\$0	\$0	\$0	\$2,320,000
	<b>Total</b>	<b>\$162,731,000</b>	<b>\$0</b>	<b>\$416,000</b>	<b>\$3,424,000</b>	<b>\$166,571,000</b>

# CONVERSE COUNTY

## Key to FY 2023 STIP

- 2023
- Future
-  Communications
-  Aeronautics
-  Transit
-  Urban Boundary

### MAP KEY



## Key to FY 2023 STIP

- ### MAP KEY







Wyoming Department of Transportation  
5300 Bishop Blvd  
Cheyenne, WY 82009

## STATE TRANSPORTATION IMPROVEMENT PROJECTS ENGINEERING & CONSTRUCTION

WYCN002B

### Converse County

#### Transportation Projects

Fiscal Year: 2023

Trans Comm Dist	Project		General Location Detail Location	Begin RM	End RM	Length	Character of Work	Cost \$1,000						
								PE FY	PE	CE & CON	TOTAL	FED	ST	OTH
7	RHC	P581028	DOUGLAS BNSF DOT NO. 089293E	138.99	138.99	0.00	RAILROAD		0	247	247	124	0	124
FY TOTAL:									\$0	\$247	\$247	\$124	\$0	\$124

#### Transit Projects

Fiscal Year: 2023

Trans Comm Dist	Project		General Location Eligible Provider	Funding Source	Character of Work	Cost \$1,000						
						PE FY	PE	CE & CON	TOTAL	FED	ST	OTH
7	FTA	FT23207	DOUGLAS CONVERSE COUNTY AGING SERVICES	5311	OPERATING/ADMIN/MAINT		0	172	172	118	0	54
FY TOTAL:							\$0	\$172	\$172	\$118	\$0	\$54

#### Aeronautics Projects

Fiscal Year: 2023

Aero Comm Dist	Project		General Location		Character of Work	Cost \$1,000						
						PE FY	PE	CE & CON	TOTAL	FED	ST	OTH
3	AERO	ADG006A	DOUGLAS		PAVEMENT REHABILITATION		0	4,556	4,556	4,100	273	182
FY TOTAL:							\$0	\$4,556	\$4,556	\$4,100	\$273	\$182
Grand Total: 2023, Converse County							\$0	\$4,975	\$4,975	\$4,342	\$273	\$360



Wyoming Department of Transportation  
5300 Bishop Blvd  
Cheyenne, WY 82009

## STATE TRANSPORTATION IMPROVEMENT PROJECTS ENGINEERING & CONSTRUCTION

WYCN002B

### Converse County

#### Transportation Projects

Fiscal Year: 2024

Trans Comm Dist	Project		General Location Detail Location	Begin RM	End RM	Length	Character of Work	Cost \$1,000						
								PE FY	PE	CE & CON	TOTAL	FED	ST	OTH
7	STP	0504020	GLENROCK ROSS ROAD/ROLLING HILLS EAST/WY 59 STRUCTURE NO. JDN, JDO, JDP, DDD, DDE	1.68	7.65	5.97	PAVEMENT REHABILITATION	2021	354	4,436	4,791	4,335	456	0
7	STP	0507001	BOXELDER BOXELDER ROAD/WY 90 STRUCTURE NO. DSM	0.00	3.00	3.00	PAVEMENT REHABILITATION	2021	78	1,039	1,117	1,011	106	0
7	NHPPI	I253118	DOUGLAS TO GLENROCK GLENROCK SOUTH/I-25.	150.00	160.00	10.00	PAVEMENT RESURFACE	2021	43	1,970	2,013	1,867	146	0
7	NHPP	N431040	DOUGLAS TO BILL WALKER CREEK/WY 59	8.75	19.30	10.55	PAVEMENT REHABILITATION	2021	980	8,630	9,610	8,696	914	0
7	SCP-TC	W091006	DOUGLAS COLD SPRINGS ROAD/SOUTH SECTION WY 91	13.20	23.10	9.90	PAVEMENT REHABILITATION	2017	250	3,125	3,375	0	3,375	0
FY TOTAL:									\$1,705	\$19,200	\$20,906	\$15,909	\$4,997	\$0

#### Aeronautics Projects

Fiscal Year: 2024

Aero Comm Dist	Project		General Location		Character of Work	Cost \$1,000						
						PE FY	PE	CE & CON	TOTAL	FED	ST	OTH
3	AERO	ADG007A	DOUGLAS		PAVEMENT MAINTENANCE		0	275	275	0	248	28
FY TOTAL:							\$0	\$275	\$275	\$0	\$248	\$28



Wyoming Department of Transportation  
5300 Bishop Blvd  
Cheyenne, WY 82009

## STATE TRANSPORTATION IMPROVEMENT PROJECTS ENGINEERING & CONSTRUCTION

WYCN002B

### Converse County

Grand Total: 2024, Converse County

\$1,705

\$19,475

\$21,181

\$15,909

\$5,245

\$28

### Transportation Projects

Fiscal Year: 2025

Trans Comm Dist	Project		General Location Detail Location	Begin RM	End RM	Length	Character of Work	Cost \$1,000						
								PE FY	PE	CE & CON	TOTAL	FED	ST	OTH
7	HI-BFP	4809003	DOUGLAS STRUCTURE NO. FCI	100.41	100.42	0.01	BRIDGE REPLACEMENT		75	665	740	740	0	0
7	STP- BROS	CN13078	DOUGLAS WEST RICHARDS/BRIDGE OVER NORTH PLATTE STRUCTURE NO. FEB	99.58	99.58	0.00	STRUCTURE REPAIR	2021	205	2,522	2,727	2,468	0	259
7	HI-BFP	CN13079	CONVERSE COUNTY STRUCTURE NO. IXD	0.30	0.30	0.00	STRUCTURE REPAIR		100	1,100	1,200	1,200	0	0
7	NHPPI	I253119	GLENDO TO DOUGLAS DOUGLAS I-25 SOUTHBOUND LANE STRUCTURE NO. AFP	126.70	134.90	8.20	PAVEMENT REHABILITATION	2022	416	5,474	5,889	5,464	426	0
7	NHPP	N431037	DOUGLAS TO BILL LIGHTNING CREEK/WY 59 STRUCTURE NO. DIS, DJC	19.30	27.30	8.00	PAVEMENT REHABILITATION	2022	471	6,198	6,669	6,035	634	0
FY TOTAL:								16.21	\$1,267	\$15,959	\$17,225	\$15,907	\$1,060	\$259



Wyoming Department of Transportation  
5300 Bishop Blvd  
Cheyenne, WY 82009

## STATE TRANSPORTATION IMPROVEMENT PROJECTS ENGINEERING & CONSTRUCTION

WYCN002B

### Converse County

#### Aeronautics Projects

Fiscal Year: 2025

Aero Comm Dist	Project		General Location		Character of Work	Cost \$1,000						
						PE FY	PE	CE & CON	TOTAL	FED	ST	OTH
3	AERO	ADG008A	DOUGLAS		PAVEMENT REHABILITATION		0	333	333	300	20	13
3	AERO	ADG008B	DOUGLAS		PAVEMENT REHABILITATION		0	107	107	0	85	21
3	AERO	ADG025B	DOUGLAS		PAVEMENT REHABILITATION		0	333	333	300	20	13
FY TOTAL:							\$0	\$773	\$773	\$600	\$125	\$47
Grand Total: 2025, Converse County							\$1,267	\$16,732	\$17,998	\$16,507	\$1,185	\$306

#### Transportation Projects

Fiscal Year: 2026

Trans Comm Dist	Project		General Location Detail Location	Begin RM	End RM	Length	Character of Work	Cost \$1,000						
								PE FY	PE	CE & CON	TOTAL	FED	ST	OTH
7	NHPP	N431041	DOUGLAS TO BILL BOX CREEK/WY 59	27.32	35.00	7.68	PAVEMENT REHABILITATION	2023	295	4,306	4,600	4,163	438	0
FY TOTAL:						7.68			\$295	\$4,306	\$4,600	\$4,163	\$438	\$0
Grand Total: 2026, Converse County									\$295	\$4,306	\$4,600	\$4,163	\$438	\$0



Wyoming Department of Transportation  
5300 Bishop Blvd  
Cheyenne, WY 82009

## STATE TRANSPORTATION IMPROVEMENT PROJECTS ENGINEERING & CONSTRUCTION

WYCN002B

### Converse County

#### Transportation Projects

Fiscal Year: 2027

Trans Comm Dist	Project		General Location Detail Location	Begin RM	End RM	Length	Character of Work	Cost \$1,000						
								PE FY	PE	CE & CON	TOTAL	FED	ST	OTH
M	HI-BFP	B272008	TRANSPORTATION DISTRICT 2 BRIDGE REPLACEMENT (CNW)	165.44	165.44	0.00	BRIDGE REPLACEMENT		318	3,502	3,820	3,820	0	0
7	HI-BFP	CN13080	CONVERSE COUNTY COUNTY ROAD 17 OVER BOXELDER CREEK STRUCTURE NO. DSN	5.90	5.90	0.00	BRIDGE REPLACEMENT		215	1,935	2,150	2,150	0	0
7	NHPPI	I253120	CASPER TO DOUGLAS GLENDO MARGINAL GLENDO NORTH I-25 SOUTHBOUND LANE STRUCTURE NO. AHC, AHK, AHA, AHE, AHG, AHI	160.01	175.10	15.09	PAVEMENT REHABILITATION	2023	855	12,399	13,254	12,295	960	0
7	NHPPI	I253121	DOUGLAS I-25/NORTHBOUND AND SOUTHBOUND LANES	134.90	141.42	6.52	PAVEMENT REHABILITATION	2024	463	6,828	7,291	6,763	528	0
FY TOTAL:				21.61					\$1,851	\$24,664	\$26,515	\$25,028	\$1,488	\$0
Grand Total: 2027, Converse County									\$1,851	\$24,664	\$26,515	\$25,028	\$1,488	\$0





Wyoming Department of Transportation  
5300 Bishop Blvd  
Cheyenne, WY 82009

## STATE TRANSPORTATION IMPROVEMENT PROJECTS ENGINEERING & CONSTRUCTION

WYCN002B

### Converse County

#### Transportation Projects

Fiscal Year: 2028

Trans Comm Dist	Project		General Location Detail Location	Begin RM	End RM	Length	Character of Work	Cost \$1,000						
								PE FY	PE	CE & CON	TOTAL	FED	ST	OTH
7	NHPPI	I253122	CONVERSE COUNTY NBL & SBL	120.70	126.58	5.88	PAVEMENT REHABILITATION		1,104	16,272	17,376	16,118	1,258	0
FY TOTAL:						5.88			\$1,104	\$16,272	\$17,376	\$16,118	\$1,258	\$0
Grand Total: 2028, Converse County									\$1,104	\$16,272	\$17,376	\$16,118	\$1,258	\$0

#### Transportation Projects

Fiscal Year: Future Year

Trans Comm Dist	Project		General Location Detail Location	Begin RM	End RM	Length	Character of Work	Cost \$1,000						
								PE FY	PE	CE & CON	TOTAL	FED	ST	OTH
7	STP	0505020	CASPER TO GLENROCK GLENROCK WEST/US 20/26/87	166.52	176.39	9.87	PAVEMENT REHABILITATION	2021	177	5,618	5,795	5,243	551	0
7	NHPP-PM	N431039	DOUGLAS TO GILLETTE WY 59	41.95	54.08	12.13	PAVEMENT REHABILITATION	2021	79	8,787	8,866	8,022	843	0
FY TOTAL:									\$256	\$14,405	\$14,661	\$13,265	\$1,394	\$0
Grand Total: Future Year, Converse County									\$256	\$14,405	\$14,661	\$13,265	\$1,394	\$0



Wyoming Department of Transportation  
5300 Bishop Blvd  
Cheyenne, WY 82009





## STATE TRANSPORTATION IMPROVEMENT PROJECTS COUNTY TOTAL

WYCN00102SUM


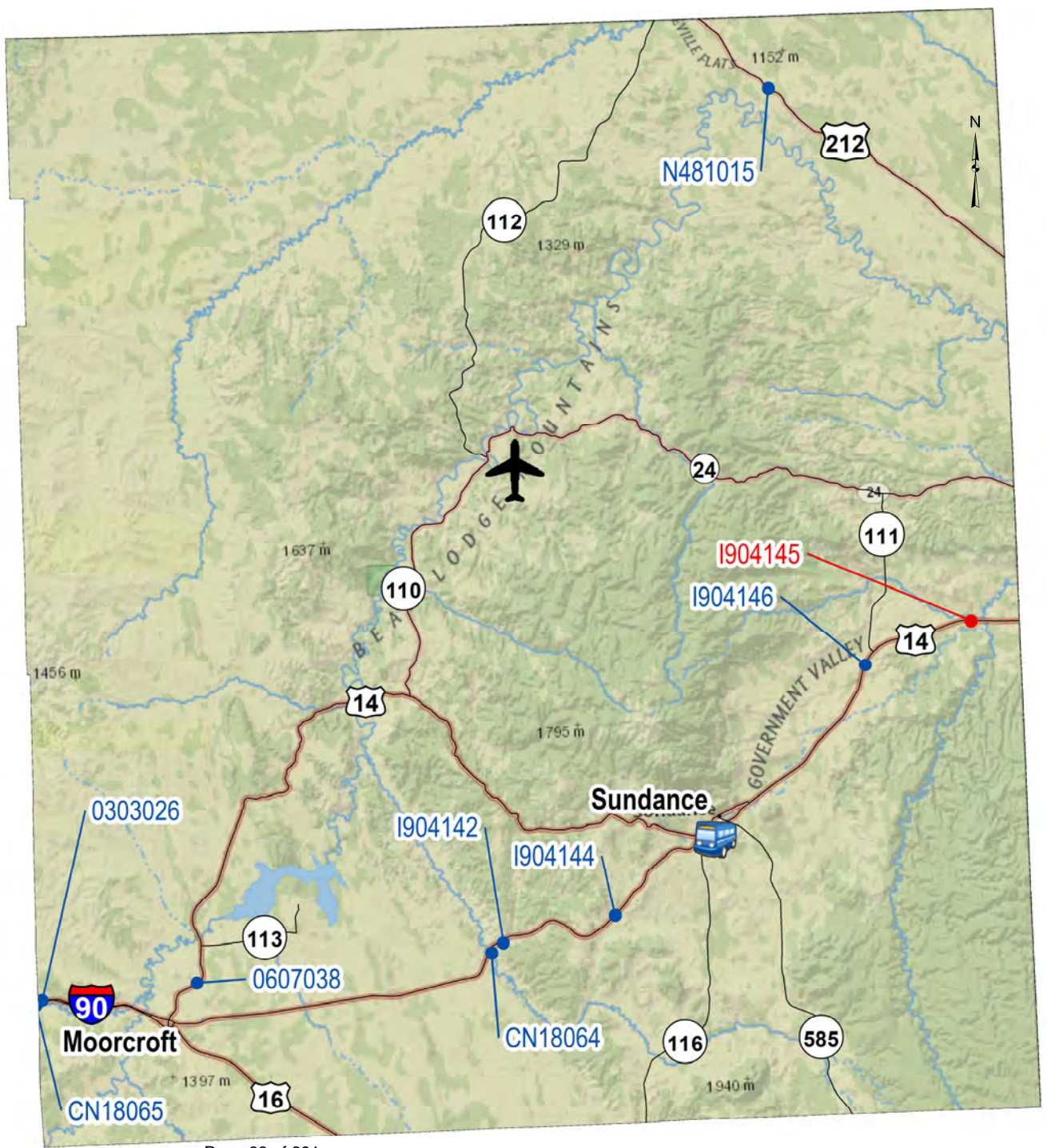
County		Transportation Projects	Communications Projects	Transit Projects	Aeronautics Projects	Total
Converse	2023	\$247,000	\$0	\$172,000	\$4,556,000	\$4,975,000
	2024	\$20,906,000	\$0	\$0	\$275,000	\$21,181,000
	2025	\$17,225,000	\$0	\$0	\$773,000	\$17,998,000
	2026	\$4,600,000	\$0	\$0	\$0	\$4,600,000
	2027	\$26,515,000	\$0	\$0	\$0	\$26,515,000
	2028	\$17,376,000	\$0	\$0	\$0	\$17,376,000
	Future Year	\$14,661,000	\$0	\$0	\$0	\$14,661,000
	<b>Total</b>	<b>\$101,530,000</b>	<b>\$0</b>	<b>\$172,000</b>	<b>\$5,604,000</b>	<b>\$107,306,000</b>

# CROOK COUNTY

## Key to FY 2023 STIP

- 2023
- Future
-  Communications
-  Aeronautics
-  Transit
-  Urban Boundary

### MAP KEY





Wyoming Department of Transportation  
5300 Bishop Blvd  
Cheyenne, WY 82009

## STATE TRANSPORTATION IMPROVEMENT PROJECTS ENGINEERING & CONSTRUCTION

WYCN002B

### Crook County

#### Transportation Projects

Fiscal Year: 2023

Trans Comm Dist	Project		General Location Detail Location	Begin RM	End RM	Length	Character of Work	Cost \$1,000						
								PE FY	PE	CE & CON	TOTAL	FED	ST	OTH
6	NHPPI	I904145	SUNDANCE TO SOUTH DAKOTA STATE LINE WEST/I-90 STRUCTURE NO. DHL, DHM	202.03	207.14	5.11	PAVEMENT REHABILITATION	2020	1,138	18,526	19,664	18,240	1,424	0
FY TOTAL:									1,138	18,526	19,664	18,240	1,424	\$0

#### Transit Projects

Fiscal Year: 2023

Trans Comm Dist	Project		General Location Eligible Provider	Funding Source	Character of Work	Cost \$1,000						
						PE FY	PE	CE & CON	TOTAL	FED	ST	OTH
6	FTA	FT23409	SUNDANCE CROOK COUNTY SENIOR SERVICES, INC.	STATE	OPERATING/ADMIN/MAINT		0	94	94	0	62	31
FY TOTAL:							\$0	\$94	\$94	\$0	\$62	\$31

#### Aeronautics Projects

Fiscal Year: 2023

Aero Comm Dist	Project		General Location		Character of Work	Cost \$1,000							
						PE FY	PE	CE & CON	TOTAL	FED	ST	OTH	
5	AERO	AW4009A	HULETT		PAVEMENT EXPANSION		0	500	500	450	30	20	
FY TOTAL:								\$0	\$500	\$500	\$450	\$30	\$20
Grand Total: 2023, Crook County								\$1,138	\$19,120	\$20,258	\$18,690	\$1,516	\$51



Wyoming Department of Transportation  
5300 Bishop Blvd  
Cheyenne, WY 82009

## STATE TRANSPORTATION IMPROVEMENT PROJECTS ENGINEERING & CONSTRUCTION

WYCN002B

### Crook County

#### Transportation Projects

Fiscal Year: 2024

Trans Comm Dist	Project		General Location Detail Location	Begin RM	End RM	Length	Character of Work	Cost \$1,000						
								PE FY	PE	CE & CON	TOTAL	FED	ST	OTH
6	STP	0607038	MOORCROFT NORTH/US 14/US 14/16 BUSINESS JUNCTION WY 113 STRUCTURE NO BFZ	154.63	160.52	5.89	PAVEMENT REHABILITATION	2020	367	4,946	5,313	4,808	505	0
FY TOTAL:						5.89			\$367	\$4,946	\$5,313	\$4,808	\$505	\$0

#### Aeronautics Projects

Fiscal Year: 2024

Aero Comm Dist	Project		General Location		Character of Work	Cost \$1,000						
						PE FY	PE	CE & CON	TOTAL	FED	ST	OTH
5	AERO	AW4008A	HULETT		PAVEMENT MAINTENANCE		0	292	292	0	262	29
5	AERO	AW4018A	HULETT		BUILDINGS		0	333	333	300	20	13
FY TOTAL:							\$0	\$625	\$625	\$300	\$282	\$42

#### Grand Total: 2024, Crook County

\$367 \$5,571 \$5,938 \$5,108 \$787 \$42

#### Transportation Projects

Fiscal Year: 2025

Trans Comm Dist	Project		General Location Detail Location	Begin RM	End RM	Length	Character of Work	Cost \$1,000						
								PE FY	PE	CE & CON	TOTAL	FED	ST	OTH
6	STP- BROS	CN18064	CROOK COUNTY CR 93 OVER INYAN KARA CREEK STRUCTURE NO. DWO	17.20	17.20	0.00	BRIDGE REPLACEMENT	2021	235	651	886	802	0	84
6	NHPPI	I904142	MOORCROFT TO SUNDANCE INYAN KARA/I-90 EASTBOUND AND WESTBOUND LANES STRUCTURE NO. BHV, BHW, BHX, BHY, BHZ, BIA, BIC, BID, BIE, BIF, BIG, BIH, BII, BIJ, BIK, BIL, BIM, BIN, BIO, BIP	168.50	177.00	8.50	PAVEMENT REHABILITATION	2021	409	19,784	20,194	18,732	1,462	0
FY TOTAL:						8.50			\$644	\$20,435	\$21,080	\$19,534	\$1,462	\$84



Wyoming Department of Transportation  
5300 Bishop Blvd  
Cheyenne, WY 82009

## STATE TRANSPORTATION IMPROVEMENT PROJECTS ENGINEERING & CONSTRUCTION

WYCN002B

### Crook County

**Grand Total: 2025, Crook County**

**\$644    \$20,435    \$21,080    \$19,534    \$1,462    \$84**

### Transportation Projects

**Fiscal Year: 2026**

Trans Comm Dist	Project		General Location Detail Location	Begin RM	End RM	Length	Character of Work	Cost \$1,000						
								PE FY	PE	CE & CON	TOTAL	FED	ST	OTH
6	HI-BFP	CN18065	CROOK COUNTY COUNTY ROAD 112 OVER DONKEY CREEK STRUCTURE NO. DWL	0.31	0.31	0.00	BRIDGE REPLACEMENT		105	950	1,055	1,055	0	0
FY TOTAL:						0.00		\$105	\$950	\$1,055		\$1,055	\$0	\$0

### Aeronautics Projects

**Fiscal Year: 2026**

Aero Comm Dist	Project		General Location		Character of Work	Cost \$1,000						
						PE FY	PE	CE & CON	TOTAL	FED	ST	OTH
5	AERO	AW4013A	HULETT		PLANNING STUDY		0	333	333	300	20	13
FY TOTAL:							\$0	\$333	\$333	\$300	\$20	\$13
Grand Total: 2026, Crook County							\$105	\$1,283	\$1,388	\$1,355	\$20	\$13



Wyoming Department of Transportation  
5300 Bishop Blvd  
Cheyenne, WY 82009

## STATE TRANSPORTATION IMPROVEMENT PROJECTS ENGINEERING & CONSTRUCTION

WYCN002B

### Crook County

#### Transportation Projects

Fiscal Year: 2027

Trans Comm Dist	Project		General Location Detail Location	Begin RM	End RM	Length	Character of Work	Cost \$1,000						
								PE FY	PE	CE & CON	TOTAL	FED	ST	OTH
6	HI-BFP	0303026	CROOK COUNTY STRUCTURE NO. BGK	147.04	147.04	0.00	BRIDGE REPLACEMENT	2023	137	2,472	2,610	2,361	248	0
6	NHPPI	I904146	SUNDANCE TO SOUTH DAKOTA I-90/EASTBOUND AND WESTBOUND LANES	195.00	202.00	7.00	PAVEMENT REHABILITATION	2024	562	8,281	8,844	8,203	640	0
6	NHPP	N481015	SOUTH DAKOTA TO MONTANA US 212	10.00	20.45	10.45	PAVEMENT REHABILITATION	2024	401	6,197	6,598	5,971	627	0
FY TOTAL:						17.45			\$1,100	\$16,950	\$18,052	\$16,535	\$1,515	\$0
Grand Total: 2027, Crook County									\$1,100	\$16,950	\$18,052	\$16,535	\$1,515	\$0



Wyoming Department of Transportation  
5300 Bishop Blvd  
Cheyenne, WY 82009

## STATE TRANSPORTATION IMPROVEMENT PROJECTS COUNTY TOTAL

WYCN00102SUM

County		Transportation Projects	Communications Projects	Transit Projects	Aeronautics Projects	Total
Crook	2023	\$19,664,000	\$0	\$94,000	\$500,000	\$20,258,000
	2024	\$5,313,000	\$0	\$0	\$625,000	\$5,938,000
	2025	\$21,080,000	\$0	\$0	\$0	\$21,080,000
	2026	\$1,055,000	\$0	\$0	\$333,000	\$1,388,000
	2027	\$18,052,000	\$0	\$0	\$0	\$18,052,000
	<b>Total</b>	<b>\$65,164,000</b>	<b>\$0</b>	<b>\$94,000</b>	<b>\$1,458,000</b>	<b>\$66,716,000</b>

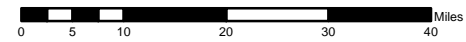
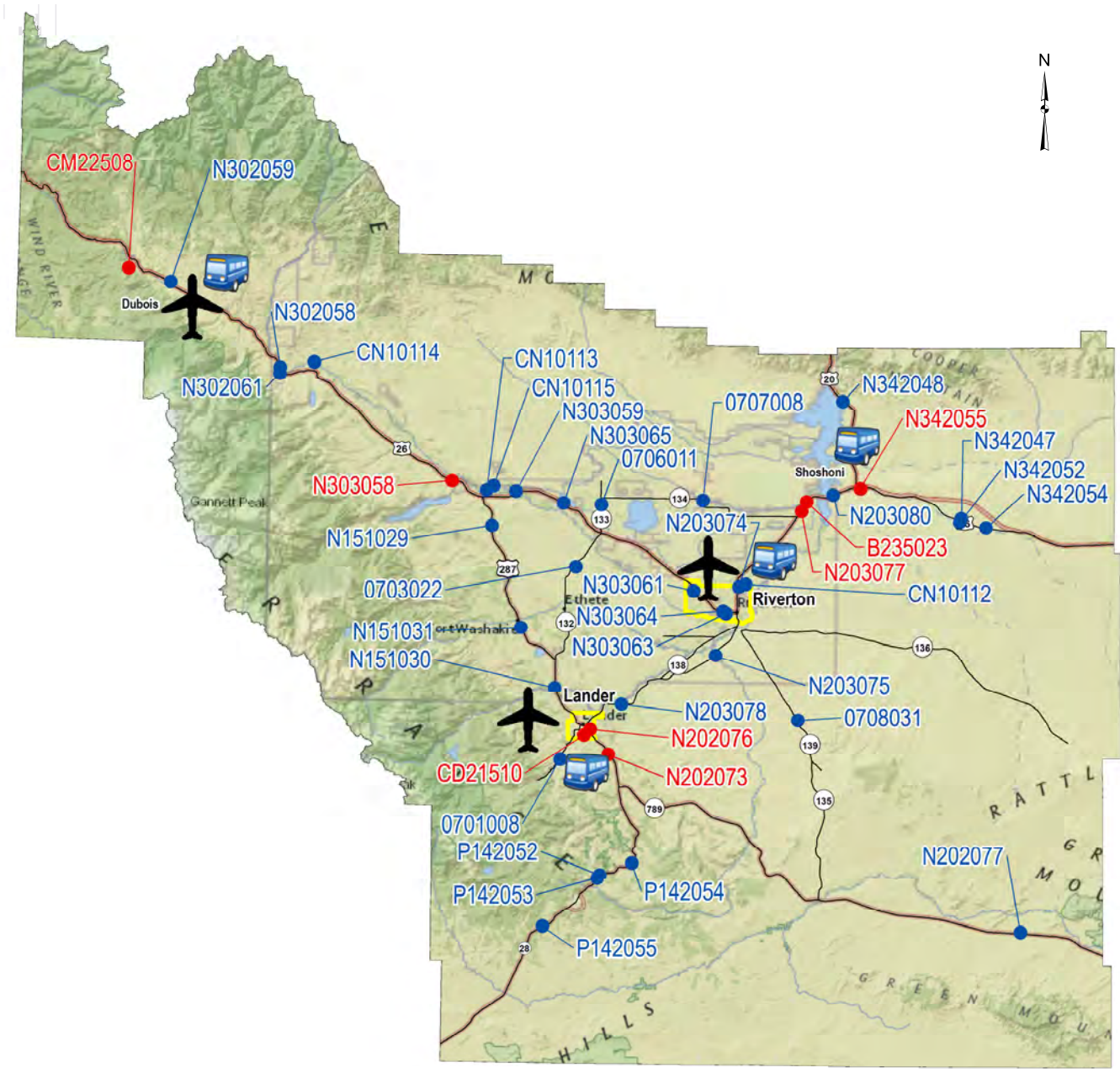
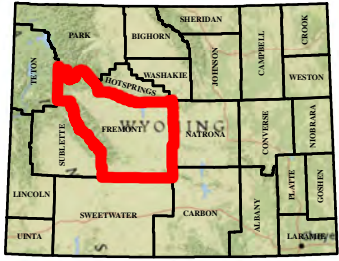


# FREMONT COUNTY

## Key to FY 2023 STIP





- 2023
- Future
- Communications
- Aeronautics
- Transit
- Urban Boundary

### MAP KEY

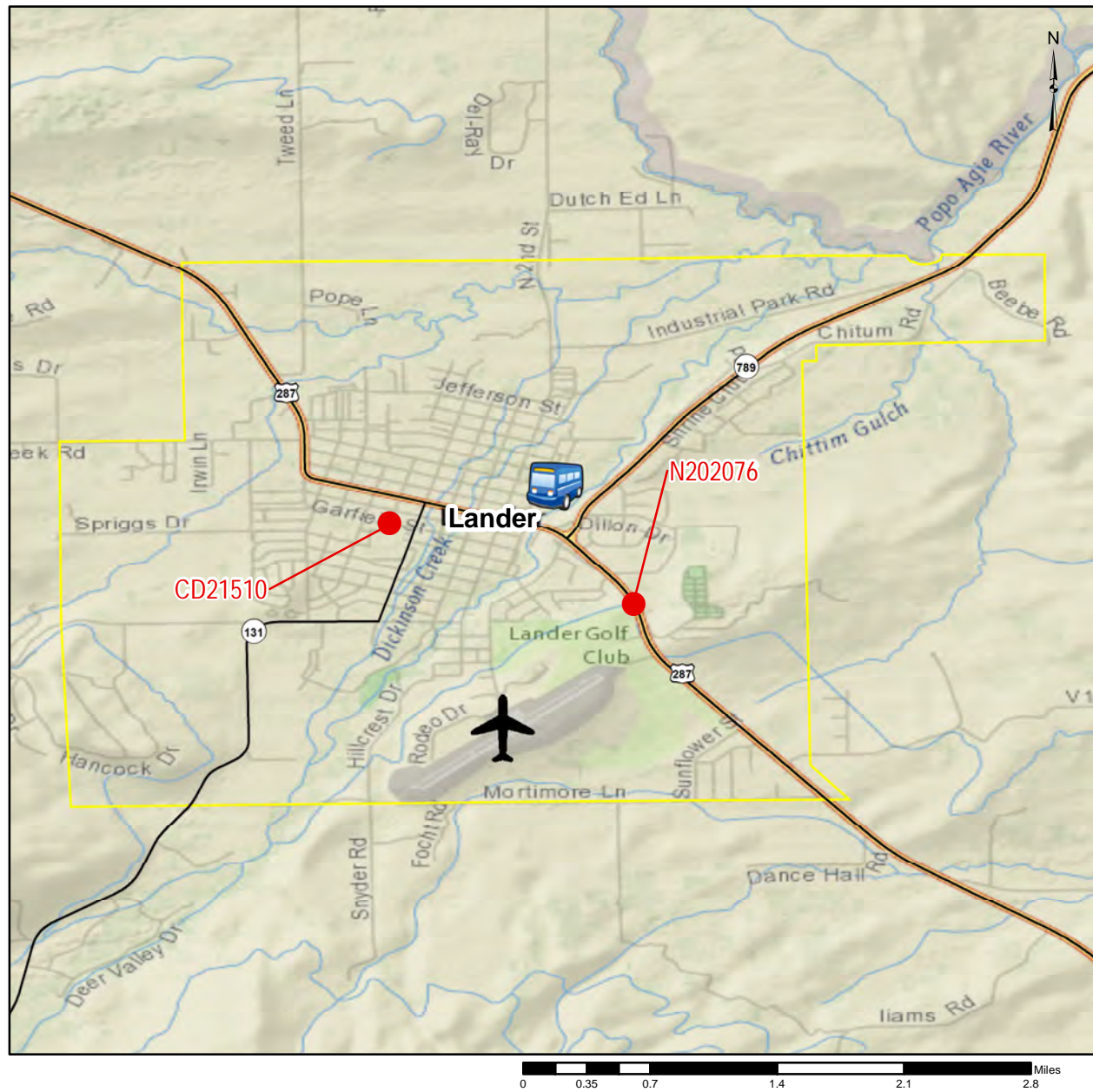


# LANDER INSET

## Key to FY 2023 STIP

- 2023
- Future
-  Communications
-  Aeronautics
-  Transit
-  Urban Boundary

## MAP KEY



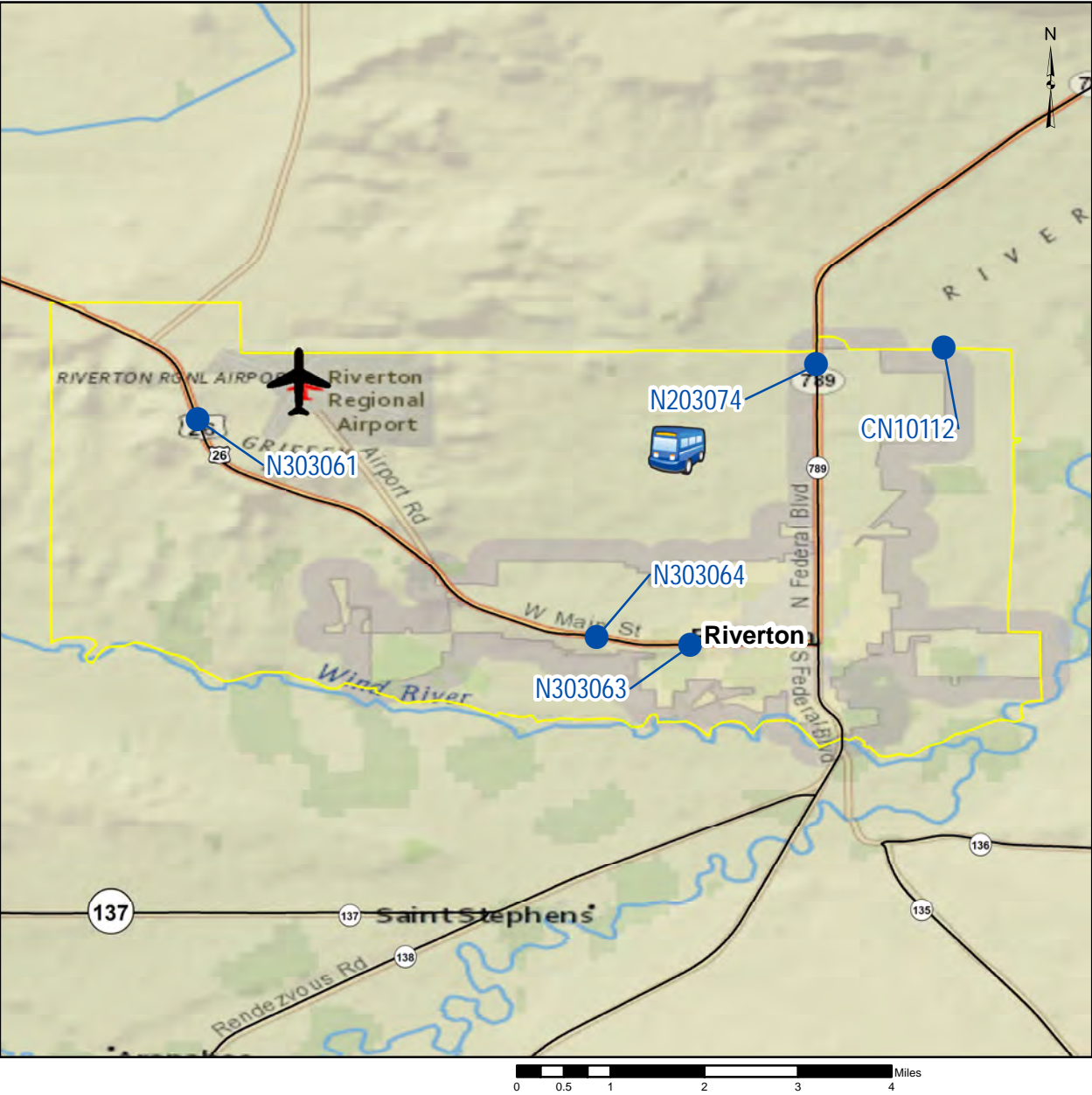


# RIVERTON INSET

Key to FY 2023 STIP

- 2023
- Future
- 📡 Communications
- ✈️ Aeronautics
- 🚌 Transit
- 🟡 Urban Boundary

MAP KEY





Wyoming Department of Transportation  
5300 Bishop Blvd  
Cheyenne, WY 82009

## STATE TRANSPORTATION IMPROVEMENT PROJECTS ENGINEERING & CONSTRUCTION

WYCN002B

### Fremont County

#### Transportation Projects

Fiscal Year: 2023

Trans Comm Dist	Project		General Location Detail Location	Begin RM	End RM	Length	Character of Work	Cost \$1,000						
								PE FY	PE	CE & CON	TOTAL	FED	ST	OTH
7	STP-RF	B235023	TRANSPORTATION DISTRICT 5 VARIOUS LOCATIONS	115.43	126.84	11.41	FENCING	2020	25	697	722	653	69	0
7	CD	CD21510	LANDER GANNETT PEAK ELEMENTARY SCHOOL SAFETY IMPROVEMENTS LPA-CITY OF LANDER	99.36	99.58	0.22	COMMUNITY DEVELOPMENT	2021	69	555	624	500	0	125
7	CM	CM22508	FREMONT COUNTY VARIOUS COUNTY ROADS LPA-FREMONT COUNTY	0.00	5.45	5.45	ENVIRONMENTAL		0	328	328	262	0	66
7	NHPP	N202073	MUDDY GAP TO LANDER LYONS VALLEY/US 287/WY 789 STRUCTURE NO. DED, NFB	74.21	79.10	4.89	PAVEMENT REHABILITATION	2019	100	3,788	3,888	3,518	370	0
7	STP	N202076	MUDDY GAP TO LANDER LANDER SECTION ADA/US 287/WY 789	80.16	81.03	0.87	PAVEMENT REHABILITATION	2020	64	1,529	1,593	1,442	152	0
7	NHPP	N203077	RIVERTON TO SHOSHONI HIDDEN VALLEY SECTION/US 26/789	118.86	121.18	2.32	PAVEMENT REHABILITATION	2020	160	2,346	2,506	2,267	238	0
7	NHPP	N303058	DUBOIS TO DIVERSION DAM BULL LAKE/US 26/287	92.40	96.94	4.54	PAVEMENT REHABILITATION	2020	100	1,730	1,829	1,830	0	0



Wyoming Department of Transportation  
5300 Bishop Blvd  
Cheyenne, WY 82009

## STATE TRANSPORTATION IMPROVEMENT PROJECTS ENGINEERING & CONSTRUCTION

WYCN002B

### Fremont County

#### Transportation Projects

Fiscal Year: 2023

Trans Comm Dist	Project		General Location Detail Location	Begin RM	End RM	Length	Character of Work	Cost \$1,000						
								PE FY	PE	CE & CON	TOTAL	FED	ST	OTH
7	RHC	N342055	SHOSHONI US 20/26/RR CROSSING DOT 188783U	99.40	99.40	0.00	RAILROAD		50	550	600	540	60	0
FY TOTAL:									\$568	\$11,523	\$12,090	\$11,012	\$889	\$191

#### Transit Projects

Fiscal Year: 2023

Trans Comm Dist	Project		General Location Eligible Provider	Funding Source	Character of Work	Cost \$1,000						
						PE FY	PE	CE & CON	TOTAL	FED	ST	OTH
7	FTA	FT23510	LANDER CHILD DEVELOPMENT SERVICES OF FREMONT COUNTY, INC.	STATE	OPERATING/ADMIN/MAINT		0	148	148	0	99	49
7	FTA	FT23511	DUBOIS HIGH COUNTRY SENIOR CITIZENS	STATE	OPERATING/ADMIN/MAINT		0	45	45	0	30	15
7	FTA	FT23512	LANDER LANDER SENIOR CITIZENS CENTER, INC.	5311	OPERATING/ADMIN/MAINT		0	214	214	134	0	80
7	FTA	FT23513	RIVERTON RIVERTON SENIOR CITIZENS CENTER, INC.	5311	OPERATING/ADMIN/MAINT		0	164	164	105	0	59
7	FTA	FT23514	SHOSHONI SHOSHONI SENIOR CITIZENS CENTER	STATE	OPERATING/ADMIN/MAINT		0	6	6	0	4	2
7	FTA	FT23515	RIVERTON FREMONT COUNTY ASSOCIATION OF GOVERNMENTS DBA WIND RIVER TRANSIT AUTHORITY	5311	OPERATING/ADMIN/MAINT		0	1,342	1,342	887	0	455
7	FTA	FT23560	RIVERTON RIVERTON SENIOR CITIZENS CENTER, INC.	5339	CAPITAL/COMPUTER EQUIP		0	3	3	2	0	0
FY TOTAL:							\$0	\$1,922	\$1,922	\$1,128	\$133	\$660



Wyoming Department of Transportation  
5300 Bishop Blvd  
Cheyenne, WY 82009

## STATE TRANSPORTATION IMPROVEMENT PROJECTS ENGINEERING & CONSTRUCTION

WYCN002B

### Fremont County

#### Aeronautics Projects

Fiscal Year: 2023

Aero Comm Dist	Project		General Location		Character of Work	Cost \$1,000						
						PE FY	PE	CE & CON	TOTAL	FED	ST	OTH
3	AERO	ADU003F	DUBOIS		PAVEMENT EXPANSION		0	122	122	110	7	5
3	AERO	ALN004A	LANDER		PAVEMENT MAINTENANCE		0	225	225	0	203	23
3	AERO	ALN011B	LANDER		AIRPORT EQUIPMENT		0	167	167	150	10	7
3	AERO	ALN014A	LANDER		PLANNING STUDY		0	298	298	268	18	12
3	AERO	ARI005A	RIVERTON		PAVEMENT MAINTENANCE		0	765	765	0	689	77
3	AERO	ARI007B	RIVERTON		PAVEMENT REHABILITATION		0	640	640	600	24	16
3	AERO	ARI007C	RIVERTON		PAVEMENT REHABILITATION		0	1,071	1,071	1,004	40	27
3	AERO	ARI008A	RIVERTON		PLANNING STUDY		0	427	427	400	16	11
FY TOTAL:							\$0	\$3,715	\$3,715	\$2,532	\$1,007	\$178
Grand Total: 2023, Fremont County							\$568	\$17,160	\$17,727	\$14,672	\$2,029	\$1,029



Wyoming Department of Transportation  
5300 Bishop Blvd  
Cheyenne, WY 82009

## STATE TRANSPORTATION IMPROVEMENT PROJECTS ENGINEERING & CONSTRUCTION

WYCN002B

### Fremont County

#### Transportation Projects

Fiscal Year: 2024

Trans Comm Dist	Project		General Location Detail Location	Begin RM	End RM	Length	Character of Work	Cost \$1,000						
								PE FY	PE	CE & CON	TOTAL	FED	ST	OTH
7	STP-GM	0703022	ETHETE TO KINNEAR WY 132	10.00	14.25	4.25	SAFETY IMPROVEMENTS	2021	300	3,000	3,300	3,300	0	0
7	NHPP	N151029	LANDER TO FORT WASHAKIE DIVERSION DAM/US 287	24.17	31.60	7.43	PAVEMENT REHABILITATION	2021	175	6,347	6,522	6,522	0	0
7	STP-E	N151031	FORT WASHAKIE US 287/SHIPTON RD TO ETHETE RD PATHWAY	14.75	15.43	0.68	COMMUNITY DEVELOPMENT	2021	20	410	430	429	0	0
7	STP	N302058	DUBOIS TO DIVERSION DAM CHECK STATION EAST/US 26/287	67.25	72.07	4.82	PAVEMENT RESURFACE	2021	108	3,087	3,196	3,195	0	0
5	PRT	N303059	DUBOIS TO RIVERTON STRUCTURE NO. BYV/US 26	102.81	102.81	0.00	DRAINAGE REPAIR	2019	227	2,265	2,492	2,493	0	0
5	HSIP	N303063	RIVERTON MAIN AND W 5TH/MAIN AND W 8TH SIGNALWORK	132.65	132.65	0.00	TRAFFIC SYSTEMS	2021	70	770	840	840	0	0
7	SCP-TC	P142052	FARSON TO LANDER SOUTH PASS/BEAVER CREEK/WY 28	51.14	57.04	5.90	PAVEMENT REHABILITATION	2021	108	3,631	3,739	98	3,641	0



Wyoming Department of Transportation  
5300 Bishop Blvd  
Cheyenne, WY 82009

## STATE TRANSPORTATION IMPROVEMENT PROJECTS ENGINEERING & CONSTRUCTION

WYCN002B

### Fremont County

#### Transportation Projects

Fiscal Year: 2024

Trans Comm Dist	Project	General Location Detail Location	Begin RM	End RM	Length	Character of Work	Cost \$1,000						
							PE FY	PE	CE & CON	TOTAL	FED	ST	OTH
FY TOTAL:			23.08				\$1,008	\$19,510	\$20,519	\$16,877	\$3,641	\$0	

#### Aeronautics Projects

Fiscal Year: 2024

Aero Comm Dist	Project		General Location		Character of Work	Cost \$1,000						
						PE FY	PE	CE & CON	TOTAL	FED	ST	OTH
3	AERO	ADU005A	DUBOIS		PLANNING STUDY		0	333	333	300	20	13
FY TOTAL:							\$0	\$333	\$333	\$300	\$20	\$13

Grand Total: 2024, Fremont County

\$1,008 \$19,843 \$20,852 \$17,177 \$3,661 \$13

#### Transportation Projects

Fiscal Year: 2025

Trans Comm Dist	Project		General Location Detail Location	Begin RM	End RM	Length	Character of Work	Cost \$1,000						
								PE FY	PE	CE & CON	TOTAL	FED	ST	OTH
7	NHPP	N151030	LANDER TO FORT WASHAKIE MILFORD SECTION/US 287/STRUCTURE NO. BSM	2.00	10.00	8.00	PAVEMENT REHABILITATION	2020	194	4,644	4,838	4,378	460	0
7	NHPP	N203074	RIVERTON TO SHOSHONI HONOR FARM SECTION/US 26/WY 789	106.34	109.60	3.26	PAVEMENT RESURFACE	2022	215	5,652	5,867	5,309	558	0
7	NHPP	N302059	MORAN JUNCTION TO DUBOIS DUBOIS WEST/US 26/287	49.00	54.16	5.16	PAVEMENT REHABILITATION	2020	160	4,198	4,358	3,943	414	0
FY TOTAL:									\$569	\$14,494	\$15,063	\$13,630	\$1,432	\$0





Wyoming Department of Transportation  
5300 Bishop Blvd  
Cheyenne, WY 82009

## STATE TRANSPORTATION IMPROVEMENT PROJECTS ENGINEERING & CONSTRUCTION

WYCN002B

### Fremont County

#### Aeronautics Projects

Fiscal Year: 2025

Aero Comm Dist	Project		General Location		Character of Work	Cost \$1,000						
						PE FY	PE	CE & CON	TOTAL	FED	ST	OTH
3	AERO	ADU019A	DUBOIS		PAVEMENT MAINTENANCE		0	139	139	0	125	14
3	AERO	ALN008A	LANDER		PAVEMENT RECONSTRUCTION		0	333	333	300	20	13
FY TOTAL:							\$0	\$472	\$472	\$300	\$145	\$27
Grand Total: 2025, Fremont County							\$569	\$14,966	\$15,535	\$13,930	\$1,577	\$27

#### Transportation Projects

Fiscal Year: 2026

Trans Comm Dist	Project		General Location Detail Location	Begin RM	End RM	Length	Character of Work	Cost \$1,000						
								PE FY	PE	CE & CON	TOTAL	FED	ST	OTH
7	STP	0706011	KINNEAR TO PAVILLION WY 133	0.00	6.07	6.07	PAVEMENT REHABILITATION	2023	191	2,680	2,872	2,598	273	0
7	NHPP	N202077	LANDER TO JEFFREY CITY US 287/789	12.79	23.39	10.60	PAVEMENT REHABILITATION	2023	376	5,349	5,724	5,171	553	0
7	NHPP	N302061	DUBOIS US US 26/287	69.10	69.10	0.00	DRAINAGE REPAIR	2023	68	995	1,063	963	101	0
7	NHPP	N342054	WALTMAN TO SHOSHONI US 20/26	68.35	99.00	30.65	PAVEMENT RESURFACE	2025	155	4,115	4,270	3,864	406	0
FY TOTAL:				47.32					\$790	\$13,139	\$13,929	\$12,596	\$1,333	\$0



Wyoming Department of Transportation  
5300 Bishop Blvd  
Cheyenne, WY 82009

## STATE TRANSPORTATION IMPROVEMENT PROJECTS ENGINEERING & CONSTRUCTION

WYCN002B

### Fremont County

#### Aeronautics Projects

Fiscal Year: 2026

Aero Comm Dist	Project		General Location		Character of Work	Cost \$1,000						
						PE FY	PE	CE & CON	TOTAL	FED	ST	OTH
3	AERO	ADU013A	DUBOIS		PAVEMENT EXPANSION		0	667	667	600	40	27
3	AERO	ALN008B	LANDER		PAVEMENT RECONSTRUCTION		0	2,722	2,722	2,450	163	109
3	AERO	ARI011A	RIVERTON		PAVEMENT EXPANSION		0	1,067	1,067	1,000	40	27
FY TOTAL:							\$0	\$4,456	\$4,456	\$4,050	\$243	\$163
Grand Total: 2026, Fremont County							\$790	\$17,595	\$18,385	\$16,646	\$1,576	\$163



Wyoming Department of Transportation  
5300 Bishop Blvd  
Cheyenne, WY 82009

## STATE TRANSPORTATION IMPROVEMENT PROJECTS ENGINEERING & CONSTRUCTION

WYCN002B

### Fremont County

#### Transportation Projects

Fiscal Year: 2027

Trans Comm Dist	Project		General Location Detail Location	Begin RM	End RM	Length	Character of Work	Cost \$1,000						
								PE FY	PE	CE & CON	TOTAL	FED	ST	OTH
7	STP	0701008	LANDER TO SINKS CANYON WY 131	1.75	9.00	7.25	PAVEMENT REHABILITATION		209	5,840	6,049	5,474	575	0
7	STP- BROS	CN10112	FREMONT COUNTY COUNTY ROAD 497 OVER HAYMAKER DRAW STRUCTURE NO. IVO	3.55	3.55	0.00	BRIDGE REPLACEMENT		10	0	10	9	0	1
7	NHPP	N203078	LANDER TO HUDSON WY 789	82.28	90.38	8.10	PAVEMENT REHABILITATION	2020	720	6,030	6,750	6,108	642	0
7	NHPP	N303061	DIVERSION DAM TO RIVERTON AIRPORT SECTION/US 26	124.99	130.70	5.71	PAVEMENT REHABILITATION	2020	137	5,486	5,623	5,088	535	0
7	NHPP	N303064	RIVERTON US 26	130.70	133.14	2.44	PAVEMENT REHABILITATION	2022	182	2,680	2,863	2,590	272	0
7	NHPP	N303065	DUBOIS TO RIVERTON US 26	104.68	112.98	8.30	PAVEMENT REHABILITATION	2024	273	4,020	4,293	3,885	408	0
FY TOTAL:									\$1,531	\$24,056	\$25,588	\$23,154	\$2,432	\$1



Wyoming Department of Transportation  
5300 Bishop Blvd  
Cheyenne, WY 82009

## STATE TRANSPORTATION IMPROVEMENT PROJECTS ENGINEERING & CONSTRUCTION

WYCN002B

### Fremont County

#### Aeronautics Projects

Fiscal Year: 2027

Aero Comm Dist	Project		General Location		Character of Work	Cost \$1,000						
						PE FY	PE	CE & CON	TOTAL	FED	ST	OTH
3	AERO	ALN012A	LANDER		PAVEMENT MAINTENANCE		0	340	340	0	306	34
3	AERO	ARI020A	RIVERTON		PAVEMENT REHABILITATION		0	3,733	3,733	3,500	140	93
3	AERO	ARI022A	RIVERTON		PAVEMENT MAINTENANCE		0	889	889	0	800	89
FY TOTAL:							\$0	\$4,962	\$4,962	\$3,500	\$1,246	\$216
Grand Total: 2027, Fremont County							\$1,531	\$29,018	\$30,550	\$26,654	\$3,678	\$217



Wyoming Department of Transportation  
5300 Bishop Blvd  
Cheyenne, WY 82009

## STATE TRANSPORTATION IMPROVEMENT PROJECTS ENGINEERING & CONSTRUCTION

WYCN002B

### Fremont County

#### Transportation Projects

Fiscal Year: 2028

Trans Comm Dist	Project		General Location Detail Location	Begin RM	End RM	Length	Character of Work	Cost \$1,000						
								PE FY	PE	CE & CON	TOTAL	FED	ST	OTH
7	STP	0707008	RIVERTON MISSOURI VALLEY ROAD/WY 134	9.16	15.25	6.09	PAVEMENT REHABILITATION	2021	135	5,540	5,676	5,136	540	0
7	STP	0708031	RIVERTON TO SWEETWATER STATION JUNCTION WY 135	7.35	17.25	9.90	PAVEMENT REHABILITATION		345	5,092	5,437	4,921	517	0
7	HI-BFP	CN10113	FREMONT COUNTY COUNTY ROAD 298/DIVERSION DAM ROAD OVER WIND RIVER STRUCTURE NO. ELY	0.72	0.72	0.00	BRIDGE REPLACEMENT		1,260	11,340	12,600	12,600	0	0
7	HI-BFP	CN10114	FREMONT COUNTY COUNTY ROAD 314/WILDERNESS ROAD OVER BIG WIND RIVER STRUCTURE NO. ELJ	1.25	1.25	0.00	BRIDGE REPLACEMENT		170	1,530	1,700	1,700	0	0
7	HI-BFP	CN10115	FREMONT COUNTY DIVERSION DAM ROAD OVER WYOMING CANAL STRUCTURE NO. ELX	1.47	1.47	0.00	BRIDGE REPLACEMENT		220	1,980	2,200	2,200	0	0
7	NHPP	N203075	HUDSON TO RIVERTON RIVERTON SOUTH/WY 789	97.20	100.88	3.68	PAVEMENT REHABILITATION	2021	105	2,583	2,688	2,433	256	0
7	NHPP	N203080	RIVERTON TO SHOSHONI	121.77	127.24	5.47	PAVEMENT REHABILITATION		273	4,020	4,293	3,885	408	0



Wyoming Department of Transportation  
5300 Bishop Blvd  
Cheyenne, WY 82009

## STATE TRANSPORTATION IMPROVEMENT PROJECTS ENGINEERING & CONSTRUCTION

WYCN002B

### Fremont County

#### Transportation Projects

Fiscal Year: 2028

Trans Comm Dist	Project		General Location Detail Location	Begin RM	End RM	Length	Character of Work	Cost \$1,000						
								PE FY	PE	CE & CON	TOTAL	FED	ST	OTH
7	STP	P142053	LANDER TO FARSON SOUTH PASS/WY 28	51.14	56.63	5.49	SAFETY IMPROVEMENTS	2020	50	2,954	3,005	2,718	286	0
7	STP	P142054	FARSON TO LANDER WINDY SECTION/WY 28	57.04	59.65	2.61	PAVEMENT REHABILITATION	2021	220	3,541	3,761	3,404	358	0
7	STP	P142055	FARSON TO LANDER ROCK SHOP SECTION/WY 28	41.70	45.00	3.30	SAFETY IMPROVEMENTS	2021	362	7,302	7,664	6,935	729	0
FY TOTAL:						36.54			\$3,140	\$45,882	\$49,024	\$45,932	\$3,094	\$0
Grand Total: 2028, Fremont County									\$3,140	\$45,882	\$49,024	\$45,932	\$3,094	\$0



Wyoming Department of Transportation  
5300 Bishop Blvd  
Cheyenne, WY 82009

## STATE TRANSPORTATION IMPROVEMENT PROJECTS ENGINEERING & CONSTRUCTION

WYCN002B

### Fremont County

#### Transportation Projects

Fiscal Year: Future Year

Trans Comm Dist	Project		General Location Detail Location	Begin RM	End RM	Length	Character of Work	Cost \$1,000						
								PE FY	PE	CE & CON	TOTAL	FED	ST	OTH
7	NHPP	N342047	WALTMAN TO SHOSHONI US 20/26	74.90	99.00	24.10	ADDITIONAL LANES	2017	171	10,015	10,186	9,218	969	0
7	NHPP	N342048	SHOSHONI TO THERMOPOLIS US 20/WY 789	109.60	112.30	2.70	ADDITIONAL LANES	2017	200	4,459	4,658	4,215	443	0
7	NHPP	N342052	WALTMAN TO SHOSHONI US 20/26	74.40	99.00	24.60	PAVEMENT RESURFACE	2020	74	6,062	6,136	5,553	584	0
FY TOTAL:				51.40					\$445	\$20,536	\$20,980	\$18,986	\$1,996	\$0
Grand Total: Future Year, Fremont County									\$445	\$20,536	\$20,980	\$18,986	\$1,996	\$0



Wyoming Department of Transportation  
5300 Bishop Blvd  
Cheyenne, WY 82009

## STATE TRANSPORTATION IMPROVEMENT PROJECTS COUNTY TOTAL





WYCN00102SUM

County		Transportation Projects	Communications Projects	Transit Projects	Aeronautics Projects	Total
Fremont	2023	\$12,090,000	\$0	\$1,922,000	\$3,715,000	\$17,727,000
	2024	\$20,519,000	\$0	\$0	\$333,000	\$20,852,000
	2025	\$15,063,000	\$0	\$0	\$472,000	\$15,535,000
	2026	\$13,929,000	\$0	\$0	\$4,456,000	\$18,385,000
	2027	\$25,588,000	\$0	\$0	\$4,962,000	\$30,550,000
	2028	\$49,024,000	\$0	\$0	\$0	\$49,024,000
	Future Year	\$20,980,000	\$0	\$0	\$0	\$20,980,000
	<b>Total</b>	<b>\$157,193,000</b>	<b>\$0</b>	<b>\$1,922,000</b>	<b>\$13,938,000</b>	<b>\$173,053,000</b>


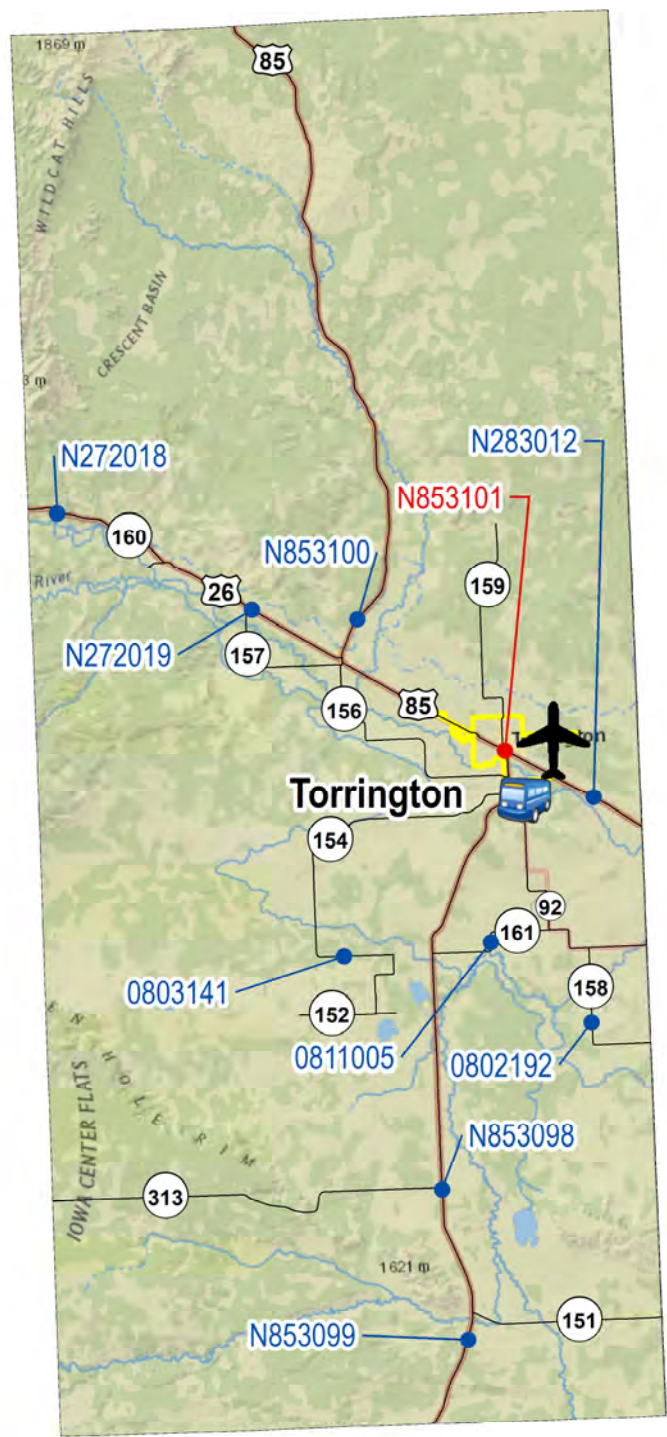
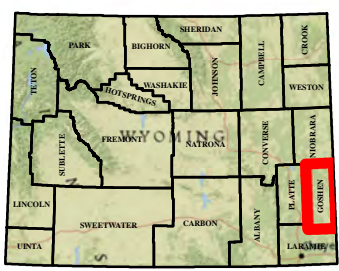


# GOSHEN COUNTY

## Key to FY 2023 STIP




- 2023
- Future
-  Communications
-  Aeronautics
-  Transit
-  Urban Boundary

### MAP KEY



# TORRINGTON INSET

## Key to FY 2023 STIP

- 2023
- Future
-  Communications
-  Aeronautics
-  Transit
- Urban Boundary

## MAP KEY





Wyoming Department of Transportation  
5300 Bishop Blvd  
Cheyenne, WY 82009

## STATE TRANSPORTATION IMPROVEMENT PROJECTS ENGINEERING & CONSTRUCTION

WYCN002B

### Goshen County

#### Transportation Projects

Fiscal Year: 2023

Trans Comm Dist	Project		General Location Detail Location	Begin RM	End RM	Length	Character of Work	Cost \$1,000						
								PE FY	PE	CE & CON	TOTAL	FED	ST	OTH
1	RHC	N853101	TORRINGTON BNSF RRMP 62.00 DOT NO. 089208M	93.15	93.15	0.00	RAILROAD		0	230	230	115	0	115
FY TOTAL:									\$0	\$230	\$230	\$115	\$0	\$115

#### Transit Projects

Fiscal Year: 2023

Trans Comm Dist	Project		General Location Eligible Provider	Funding Source	Character of Work	Cost \$1,000						
						PE FY	PE	CE & CON	TOTAL	FED	ST	OTH
1	FTA	FT23216	TORRINGTON DIVERSIFIED SERVICES, INC.	STATE	OPERATING/ADMIN/MAINT		0	69	69	0	46	24
1	FTA	FT23217	TORRINGTON GOSHEN COUNTY SENIOR FRIENDSHIP CENTER	5311	OPERATING/ADMIN/MAINT		0	241	241	161	0	80
FY TOTAL:							\$0	\$310	\$310	\$161	\$46	\$104

#### Aeronautics Projects

Fiscal Year: 2023

Aero Comm Dist	Project		General Location		Character of Work	Cost \$1,000						
						PE FY	PE	CE & CON	TOTAL	FED	ST	OTH
1	AERO	ATO011A	TORRINGTON		AIRPORT LIGHTING OR SIGNAGE		0	147	147	132	9	6
1	AERO	ATO011B	TORRINGTON		AIRPORT LIGHTING OR SIGNAGE		0	353	353	318	21	14
FY TOTAL:							\$0	\$500	\$500	\$450	\$30	\$20
Grand Total: 2023, Goshen County							\$0	\$1,040	\$1,040	\$726	\$76	\$239



Wyoming Department of Transportation  
5300 Bishop Blvd  
Cheyenne, WY 82009

## STATE TRANSPORTATION IMPROVEMENT PROJECTS ENGINEERING & CONSTRUCTION

WYCN002B

### Goshen County

#### Transportation Projects

Fiscal Year: 2024

Trans Comm Dist	Project		General Location Detail Location	Begin RM	End RM	Length	Character of Work	Cost \$1,000						
								PE FY	PE	CE & CON	TOTAL	FED	ST	OTH
1	NHPP	N283012	TORRINGTON TO NEBRASKA US 26	50.71	56.17	5.46	PAVEMENT REHABILITATION	2020	117	2,832	2,948	2,668	280	0
1	NHPP	N853098	CHEYENNE TO HAWK SPRINGS HAWK SPRINGS SOUTH/US 85	66.30	72.30	6.00	PAVEMENT REHABILITATION	2022	219	2,899	3,118	2,821	296	0
FY TOTAL:									336	\$5,731	\$6,066	\$5,489	\$576	\$0
Grand Total: 2024, Goshen County									336	\$5,731	\$6,066	\$5,489	\$576	\$0

#### Transportation Projects

Fiscal Year: 2025

Trans Comm Dist	Project		General Location Detail Location	Begin RM	End RM	Length	Character of Work	Cost \$1,000						
								PE FY	PE	CE & CON	TOTAL	FED	ST	OTH
1	NHPP	N272018	GUERNSEY TO FORT LARAMIE US 26	20.01	23.22	3.21	PAVEMENT REHABILITATION	2022	476	6,615	7,090	6,416	674	0
FY TOTAL:									\$476	\$6,615	\$7,090	\$6,416	\$674	\$0

#### Aeronautics Projects

Fiscal Year: 2025

Aero Comm Dist	Project		General Location		Character of Work	Cost \$1,000						
						PE FY	PE	CE & CON	TOTAL	FED	ST	OTH
1	AERO	ATO018A	TORRINGTON		PAVEMENT REHABILITATION		0	1,611	1,611	1,450	97	64
FY TOTAL:							\$0	\$1,611	\$1,611	\$1,450	\$97	\$64



Wyoming Department of Transportation  
5300 Bishop Blvd  
Cheyenne, WY 82009

## STATE TRANSPORTATION IMPROVEMENT PROJECTS ENGINEERING & CONSTRUCTION

WYCN002B

### Goshen County

Grand Total: 2025, Goshen County

\$476

\$8,226

\$8,701

\$7,866

\$771

\$64

### Transportation Projects

Fiscal Year: 2026

Trans Comm Dist	Project		General Location Detail Location	Begin RM	End RM	Length	Character of Work	Cost \$1,000						
								PE FY	PE	CE & CON	TOTAL	FED	ST	OTH
1	STP	0802192	HUNTLEY TABLE MOUNTAIN ROAD/WY 158	0.00	8.02	8.02	PAVEMENT RESURFACE	2023	59	2,553	2,612	2,354	257	0
1	STP	0811005	YODER TO HUNTLEY WY 161	0.00	7.03	7.03	PAVEMENT REHABILITATION	2022	342	5,000	5,342	4,834	508	0
FY TOTAL:								15.05	\$401	\$7,553	\$7,954	\$7,188	\$765	\$0

### Aeronautics Projects

Fiscal Year: 2026

Aero Comm Dist	Project		General Location		Character of Work	Cost \$1,000						
						PE FY	PE	CE & CON	TOTAL	FED	ST	OTH
1	AERO	ATO012A	TORRINGTON		PAVEMENT MAINTENANCE		0	300	300	0	270	30
FY TOTAL:							\$0	\$300	\$300	\$0	\$270	\$30
Grand Total: 2026, Goshen County							\$401	\$7,853	\$8,254	\$7,188	\$1,035	\$30



Wyoming Department of Transportation  
5300 Bishop Blvd  
Cheyenne, WY 82009

## STATE TRANSPORTATION IMPROVEMENT PROJECTS ENGINEERING & CONSTRUCTION

WYCN002B

### Goshen County

#### Transportation Projects

Fiscal Year: 2027

Trans Comm Dist	Project		General Location Detail Location	Begin RM	End RM	Length	Character of Work	Cost \$1,000												
								PE FY	PE	CE & CON	TOTAL	FED	ST	OTH						
1	SCP-TC	0803141	VETERAN TO YODER VETERAN ROAD/WY 154	14.10	23.12	9.02	PAVEMENT REHABILITATION	2021	147	3,856	4,004	133	3,870	0						
1	NHPP	N853099	MERIDEN TO HAWK SPRINGS BEAR CREEK SECTION/US 85	56.65	66.00	9.35	PAVEMENT REHABILITATION	2023	759	11,633	12,392	11,213	1,178	0						
1	NHPP	N853100	LINGLE TO LUSK US 85 (JCT WY 156/157)	102.64	107.84	5.20	PAVEMENT REHABILITATION	2024	545	8,041	8,586	7,770	817	0						
FY TOTAL:												23.57			\$1,451	\$23,530	\$24,982	\$19,116	\$5,865	\$0
Grand Total: 2027, Goshen County															\$1,451	\$23,530	\$24,982	\$19,116	\$5,865	\$0

#### Transportation Projects

Fiscal Year: 2028

Trans Comm Dist	Project		General Location Detail Location	Begin RM	End RM	Length	Character of Work	Cost \$1,000						
								PE FY	PE	CE & CON	TOTAL	FED	ST	OTH
1	NHPP	N272019	FORT LARAMIE TO LINGLE JCT WY160 & WY157	28.31	38.42	10.11	PAVEMENT REHABILITATION		759	11,191	11,950	10,814	1,136	0
FY TOTAL:								10.11	\$759	\$11,191	\$11,950	\$10,814	\$1,136	\$0
Grand Total: 2028, Goshen County								\$759	\$11,191	\$11,950	\$10,814	\$1,136	\$0	



Wyoming Department of Transportation  
5300 Bishop Blvd  
Cheyenne, WY 82009

## STATE TRANSPORTATION IMPROVEMENT PROJECTS COUNTY TOTAL

WYCN00102SUM




County		Transportation Projects	Communications Projects	Transit Projects	Aeronautics Projects	Total
Goshen	2023	\$230,000	\$0	\$310,000	\$500,000	\$1,040,000
	2024	\$6,066,000	\$0	\$0	\$0	\$6,066,000
	2025	\$7,090,000	\$0	\$0	\$1,611,000	\$8,701,000
	2026	\$7,954,000	\$0	\$0	\$300,000	\$8,254,000
	2027	\$24,982,000	\$0	\$0	\$0	\$24,982,000
	2028	\$11,950,000	\$0	\$0	\$0	\$11,950,000
	<b>Total</b>	<b>\$58,272,000</b>	<b>\$0</b>	<b>\$310,000</b>	<b>\$2,411,000</b>	<b>\$60,993,000</b>

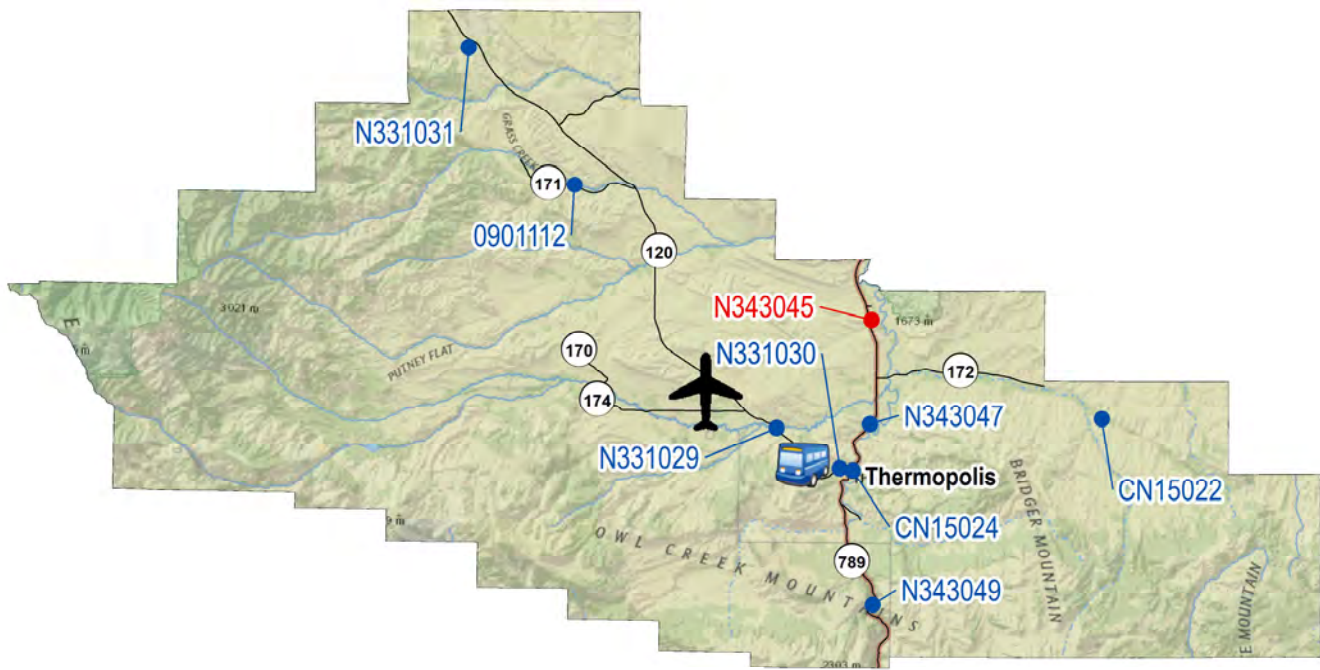


# HOTSPRINGS COUNTY




## Key to FY 2023 STIP

- 2023
- Future
-  Communications
-  Aeronautics
-  Transit
- ▭ Urban Boundary



## MAP KEY







Wyoming Department of Transportation  
5300 Bishop Blvd  
Cheyenne, WY 82009

## STATE TRANSPORTATION IMPROVEMENT PROJECTS ENGINEERING & CONSTRUCTION

WYCN002B

### Hot Springs County

#### Transportation Projects

Fiscal Year: 2023

Trans Comm Dist	Project		General Location Detail Location	Begin RM	End RM	Length	Character of Work	Cost \$1,000						
								PE FY	PE	CE & CON	TOTAL	FED	ST	OTH
5	HSIP	N343045	THERMOPOLIS TO WORLAND US 20/WY 789	141.78	145.50	3.72	GRADING	2018	100	883	983	890	93	0
FY TOTAL:						3.72			\$100	\$883	\$983	\$890	\$93	\$0

#### Transit Projects

Fiscal Year: 2023

Trans Comm Dist	Project		General Location Eligible Provider	Funding Source	Character of Work	Cost \$1,000						
						PE FY	PE	CE & CON	TOTAL	FED	ST	OTH
4	FTA	FT23519	THERMOPOLIS HOT SPRINGS COUNTY SENIOR CITIZENS CENTER, INC.	STATE	OPERATING/ADMIN/MAINT		0	88	88	0	54	34
4	FTA	FT23561	THERMOPOLIS HOT SPRINGS COUNTY SENIOR CITIZENS CENTER, INC.	5339	BUS GARAGE REHAB		0	392	392	340	0	52
FY TOTAL:							\$0	\$480	\$480	\$340	\$54	\$86

#### Aeronautics Projects

Fiscal Year: 2023

Aero Comm Dist	Project		General Location		Character of Work	Cost \$1,000						
						PE FY	PE	CE & CON	TOTAL	FED	ST	OTH
4	AERO	AHS010A	HOT SPRINGS COUNTY		PLANNING STUDY		0	364	364	0	328	36
FY TOTAL:							\$0	\$364	\$364	\$0	\$328	\$36
Grand Total: 2023, Hot Springs County							\$100	\$1,727	\$1,827	\$1,230	\$475	\$122



Wyoming Department of Transportation  
5300 Bishop Blvd  
Cheyenne, WY 82009

## STATE TRANSPORTATION IMPROVEMENT PROJECTS ENGINEERING & CONSTRUCTION

WYCN002B

### Hot Springs County

#### Transportation Projects

Fiscal Year: 2024

Trans Comm Dist	Project		General Location Detail Location	Begin RM	End RM	Length	Character of Work	Cost \$1,000						
								PE FY	PE	CE & CON	TOTAL	FED	ST	OTH
5	STP-CR	CN15022	HOT SPRINGS COUNTY COUNTY ROAD 6/BLACK MOUNTAIN ROAD	0.00	8.60	8.60	RECONSTRUCTION	2021	460	5,060	5,520	4,692	0	828
5	NHPP	N343047	THERMOPOLIS TO KIRBY NORTH THERMOPOLIS US 20/WY 789/STRUCTURE NO. CCC	133.40	139.80	6.40	PAVEMENT REHABILITATION	2020	157	6,594	6,751	6,109	642	0
FY TOTAL:						15.00			\$617	\$11,654	\$12,271	\$10,801	\$642	\$828

#### Aeronautics Projects

Fiscal Year: 2024

Aero Comm Dist	Project		General Location		Character of Work	Cost \$1,000						
						PE FY	PE	CE & CON	TOTAL	FED	ST	OTH
4	AERO	AHS013A	THERMOPOLIS		PAVEMENT EXPANSION		0	667	667	600	40	27
FY TOTAL:							\$0	\$667	\$667	\$600	\$40	\$27
Grand Total: 2024, Hot Springs County							\$617	\$12,321	\$12,938	\$11,401	\$682	\$855



Wyoming Department of Transportation  
5300 Bishop Blvd  
Cheyenne, WY 82009

## STATE TRANSPORTATION IMPROVEMENT PROJECTS ENGINEERING & CONSTRUCTION

WYCN002B

### Hot Springs County

#### Transportation Projects

Fiscal Year: 2025

Trans Comm Dist	Project		General Location Detail Location	Begin RM	End RM	Length	Character of Work	Cost \$1,000											
								PE FY	PE	CE & CON	TOTAL	FED	ST	OTH					
5	HI-BFP	CN15024	THERMOPOLIS STRUCTURE NO. EFZ	99.90	99.96	0.05	STRUCTURE REPAIR		90	845	935	935	0	0					
5	SCP-TC	N331029	THERMOPOLIS TO MEETEETSE OWL CREEK/WY 120 STRUCTURE NO FBH	3.27	8.30	5.03	PAVEMENT REHABILITATION	2021	115	7,568	7,683	104	7,579	0					
FY TOTAL:												5.08		\$205	\$8,413	\$8,618	\$1,039	\$7,579	\$0
Grand Total: 2025, Hot Springs County													\$205	\$8,413	\$8,618	\$1,039	\$7,579	\$0	

#### Transportation Projects

Fiscal Year: 2026

Trans Comm Dist	Project		General Location Detail Location	Begin RM	End RM	Length	Character of Work	Cost \$1,000							
								PE FY	PE	CE & CON	TOTAL	FED	ST	OTH	
5	NHPP	N343049	SHOSHONI TO THERMOPOLIS US 20/WY 789	116.44	128.32	11.88	PAVEMENT REHABILITATION	2023	270	7,167	7,437	6,730	707	0	
FY TOTAL:									11.88	\$270	\$7,167	\$7,437	\$6,730	\$707	\$0

#### Aeronautics Projects

Fiscal Year: 2026

Aero Comm Dist	Project		General Location		Character of Work	Cost \$1,000						
						PE FY	PE	CE & CON	TOTAL	FED	ST	OTH
4	AERO	AHS014A	THERMOPOLIS		BUILDINGS		0	333	333	300	20	13
FY TOTAL:							\$0	\$333	\$333	\$300	\$20	\$13



Wyoming Department of Transportation  
5300 Bishop Blvd  
Cheyenne, WY 82009

## STATE TRANSPORTATION IMPROVEMENT PROJECTS ENGINEERING & CONSTRUCTION

WYCN002B

### Hot Springs County

Grand Total: 2026, Hot Springs County

\$270 \$7,500 \$7,770 \$7,030 \$727 \$13

### Transportation Projects

Fiscal Year: 2027

Trans Comm Dist	Project		General Location Detail Location	Begin RM	End RM	Length	Character of Work	Cost \$1,000						
								PE FY	PE	CE & CON	TOTAL	FED	ST	OTH
5	NHPP	N331030	THERMOPOLIS WY 120	0.06	1.00	0.94	PAVEMENT REHABILITATION	2022	145	2,144	2,289	2,072	218	0
5	NHPP	N331031	THERMOPOLIS TO MEETEETSE WY 120	38.20	43.10	4.90	PAVEMENT REHABILITATION	2024	257	3,792	4,050	3,665	385	0
FY TOTAL:						5.84			\$402	\$5,936	\$6,339	\$5,737	\$603	\$0

### Aeronautics Projects

Fiscal Year: 2027

Aero Comm Dist	Project		General Location		Character of Work	Cost \$1,000						
						PE FY	PE	CE & CON	TOTAL	FED	ST	OTH
4	AERO	AHS021A	THERMOPOLIS		PAVEMENT MAINTENANCE		0	376	376	0	338	38
FY TOTAL:							\$0	\$376	\$376	\$0	\$338	\$38
Grand Total: 2027, Hot Springs County							\$402	\$6,312	\$6,715	\$5,737	\$941	\$38



Wyoming Department of Transportation  
5300 Bishop Blvd  
Cheyenne, WY 82009

## STATE TRANSPORTATION IMPROVEMENT PROJECTS ENGINEERING & CONSTRUCTION

WYCN002B

### Hot Springs County

#### Transportation Projects

Fiscal Year: 2028

Trans Comm Dist	Project		General Location Detail Location	Begin RM	End RM	Length	Character of Work	Cost \$1,000						
								PE FY	PE	CE & CON	TOTAL	FED	ST	OTH
5	STP	0901112	GRASS CREEK WY 171	0.00	8.63	8.63	PAVEMENT REHABILITATION	2020	135	3,937	4,072	3,685	387	0
FY TOTAL:						8.63			\$135	\$3,937	\$4,072	\$3,685	\$387	\$0
Grand Total: 2028, Hot Springs County									\$135	\$3,937	\$4,072	\$3,685	\$387	\$0



Wyoming Department of Transportation  
5300 Bishop Blvd  
Cheyenne, WY 82009




## STATE TRANSPORTATION IMPROVEMENT PROJECTS COUNTY TOTAL

WYCN00102SUM

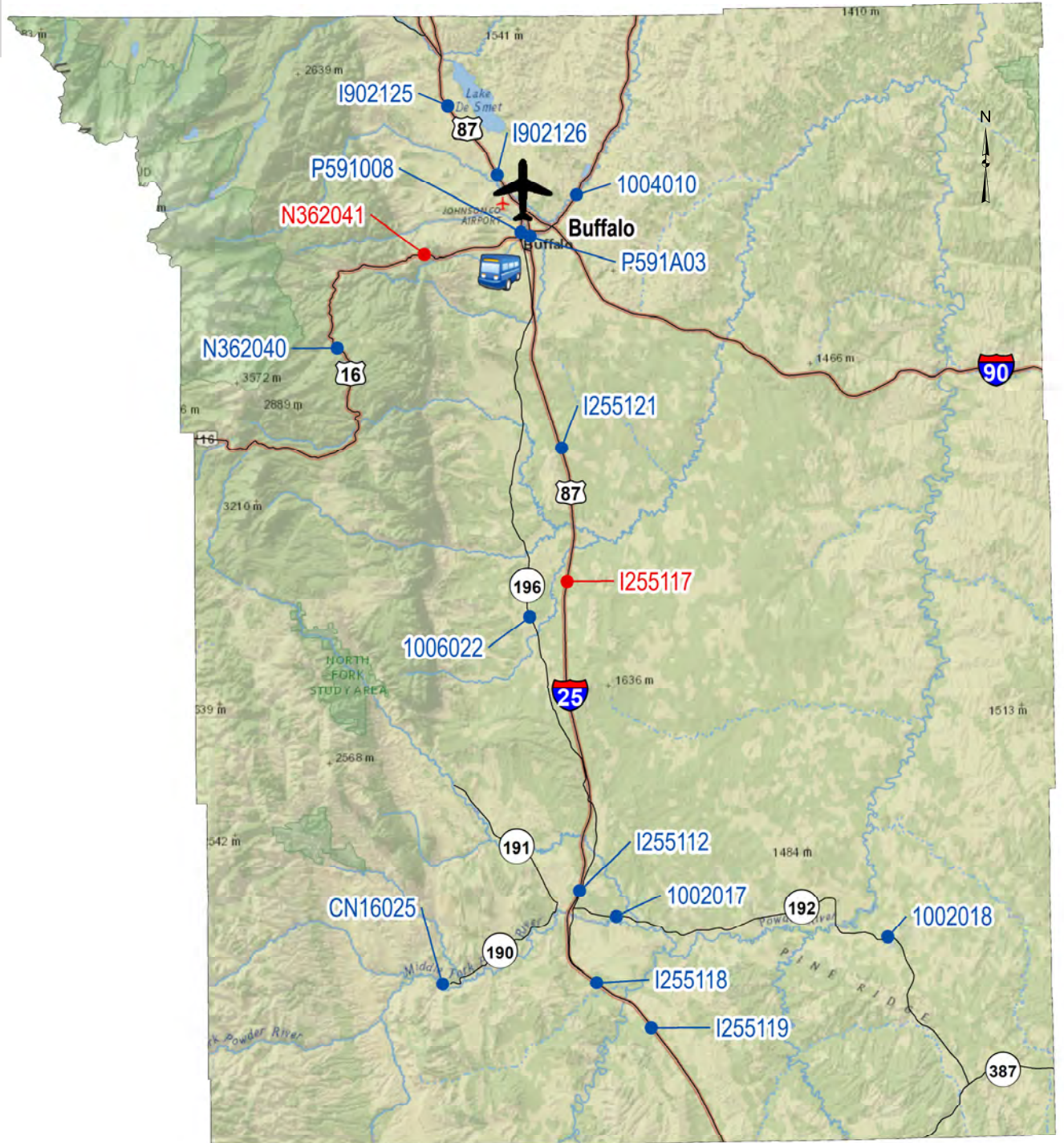
County		Transportation Projects	Communications Projects	Transit Projects	Aeronautics Projects	Total
Hot Springs	2023	\$983,000	\$0	\$480,000	\$364,000	\$1,827,000
	2024	\$12,271,000	\$0	\$0	\$667,000	\$12,938,000
	2025	\$8,618,000	\$0	\$0	\$0	\$8,618,000
	2026	\$7,437,000	\$0	\$0	\$333,000	\$7,770,000
	2027	\$6,339,000	\$0	\$0	\$376,000	\$6,715,000
	2028	\$4,072,000	\$0	\$0	\$0	\$4,072,000
	<b>Total</b>	<b>\$39,720,000</b>	<b>\$0</b>	<b>\$480,000</b>	<b>\$1,740,000</b>	<b>\$41,940,000</b>

# JOHNSON COUNTY

## Key to FY 2023 STIP

- 2023
- Future
-  Communications
-  Aeronautics
-  Transit
- Urban Boundary

### MAP KEY





Wyoming Department of Transportation  
5300 Bishop Blvd  
Cheyenne, WY 82009

## STATE TRANSPORTATION IMPROVEMENT PROJECTS ENGINEERING & CONSTRUCTION

WYCN002B

### Johnson County

#### Transportation Projects

Fiscal Year: 2023

Trans Comm Dist	Project		General Location Detail Location	Begin RM	End RM	Length	Character of Work	Cost \$1,000						
								PE FY	PE	CE & CON	TOTAL	FED	ST	OTH
4	NHPPI	I255117	KAYCEE TO BUFFALO DISTRICT BOUNDARY NORTH/I-25. STRUCTURE NO. AKW, AKX, AKY, ALA, ALB	272.11	279.79	7.68	PAVEMENT REHABILITATION	2019	425	7,908	8,333	7,730	603	0
4	NHPP	N362041	TEN SLEEP TO BUFFALO US 16	85.40	85.40	0.00	SAFETY IMPROVEMENTS		50	606	656	594	62	0
FY TOTAL:						7.68			\$475	\$8,514	\$8,989	\$8,324	\$665	\$0

#### Transit Projects

Fiscal Year: 2023

Trans Comm Dist	Project		General Location Eligible Provider	Funding Source	Character of Work	Cost \$1,000						
						PE FY	PE	CE & CON	TOTAL	FED	ST	OTH
2	FTA	FT23420	BUFFALO BUFFALO SENIOR CENTER, INC.	5311	OPERATING/ADMIN/MAINT		0	167	167	112	0	54
FY TOTAL:							\$0	\$167	\$167	\$112	\$0	\$54
Grand Total: 2023, Johnson County							\$475	\$8,681	\$9,156	\$8,436	\$665	\$54





Wyoming Department of Transportation  
5300 Bishop Blvd  
Cheyenne, WY 82009

## STATE TRANSPORTATION IMPROVEMENT PROJECTS ENGINEERING & CONSTRUCTION

WYCN002B

### Johnson County

#### Transportation Projects

Fiscal Year: 2024

Trans Comm Dist	Project		General Location Detail Location	Begin RM	End RM	Length	Character of Work	Cost \$1,000													
								PE FY	PE	CE & CON	TOTAL	FED	ST	OTH							
4	NHPPI	I255118	CASPER TO KAYCEE TTT SECTION/I-25 SOUTHBOUND LANE STRUCTURE NO. AJU, AJW, AJZ, AKB, AKD, AKF	244.00	253.07	9.07	PAVEMENT REHABILITATION	2015	966	11,532	12,497	11,592	905	0							
4	STP	P591008	BUFFALO I-25/I-90 INTERCHANGE/STRUCTURE NO. BMQ, M-HXV-C, M-DVT-O WY 196 JUNCTION/US 16	298.02	301.34	3.32	PAVEMENT REHABILITATION	2019	166	6,408	6,574	5,949	625	0							
4	ARSCT	P591A03	BUFFALO ROCK CREEK RD/NORTH AND SOUTH BY-PASS RD	0.00	1.98	1.98	PAVEMENT REHABILITATION		91	999	1,090	0	0	1,090							
FY TOTAL:												14.37				\$1,223	\$18,939	\$20,161	\$17,541	\$1,530	\$1,090

#### Aeronautics Projects

Fiscal Year: 2024

Aero Comm Dist	Project		General Location		Character of Work	Cost \$1,000						
						PE FY	PE	CE & CON	TOTAL	FED	ST	OTH
5	AERO	ABY007A	BUFFALO		PAVEMENT MAINTENANCE		0	211	211	0	190	21
5	AERO	ABY009A	BUFFALO		PAVEMENT REHABILITATION		0	667	667	600	40	27
5	AERO	ABY009B	BUFFALO		PAVEMENT REHABILITATION		0	375	375	0	300	75
FY TOTAL:							\$0	\$1,253	\$1,253	\$600	\$530	\$123
Grand Total: 2024, Johnson County							\$1,223	\$20,192	\$21,414	\$18,141	\$2,060	\$1,213



Wyoming Department of Transportation  
5300 Bishop Blvd  
Cheyenne, WY 82009

## STATE TRANSPORTATION IMPROVEMENT PROJECTS ENGINEERING & CONSTRUCTION

WYCN002B

### Johnson County

#### Transportation Projects

Fiscal Year: 2025

Trans Comm Dist	Project		General Location Detail Location	Begin RM	End RM	Length	Character of Work	Cost \$1,000						
								PE FY	PE	CE & CON	TOTAL	FED	ST	OTH
4	STP	1004010	BUFFALO TO UCROSS US 16	2.12	7.40	5.28	PAVEMENT REHABILITATION	2022	242	2,606	2,848	2,578	271	0
4	HSIP	1006022	BUFFALO WYO 196	249.62	299.42	49.80	SAFETY IMPROVEMENTS		39	425	464	420	44	0
4	HI-BFP	CN16025	JOHNSON COUNTY STRUCTURE NO. FNV	10.20	10.20	0.00	BRIDGE REPLACEMENT		104	936	1,040	1,040	0	0
FY TOTAL:									\$385	\$3,967	\$4,352	\$4,038	\$315	\$0

#### Aeronautics Projects

Fiscal Year: 2025

Aero Comm Dist	Project		General Location		Character of Work	Cost \$1,000						
						PE FY	PE	CE & CON	TOTAL	FED	ST	OTH
5	AERO	ABY009C	BUFFALO		PAVEMENT REHABILITATION		0	638	638	0	510	128
FY TOTAL:							\$0	\$638	\$638	\$0	\$510	\$128
Grand Total: 2025, Johnson County							\$385	\$4,605	\$4,990	\$4,038	\$825	\$128



Wyoming Department of Transportation  
5300 Bishop Blvd  
Cheyenne, WY 82009

## STATE TRANSPORTATION IMPROVEMENT PROJECTS ENGINEERING & CONSTRUCTION

WYCN002B

### Johnson County

#### Transportation Projects

Fiscal Year: 2026

Trans Comm Dist	Project		General Location Detail Location	Begin RM	End RM	Length	Character of Work	Cost \$1,000						
								PE FY	PE	CE & CON	TOTAL	FED	ST	OTH
4	NHPP	N362040	BUFFALO TO TEN SLEEP US 16	68.96	80.09	11.13	PAVEMENT REHABILITATION	2023	646	8,940	9,586	8,666	921	0
FY TOTAL:								11.13	\$646	\$8,940	\$9,586	\$8,666	\$921	\$0
Grand Total: 2026, Johnson County									\$646	\$8,940	\$9,586	\$8,666	\$921	\$0



Wyoming Department of Transportation  
5300 Bishop Blvd  
Cheyenne, WY 82009

## STATE TRANSPORTATION IMPROVEMENT PROJECTS ENGINEERING & CONSTRUCTION

WYCN002B

### Johnson County

#### Transportation Projects

Fiscal Year: 2027

Trans Comm Dist	Project		General Location Detail Location	Begin RM	End RM	Length	Character of Work	Cost \$1,000							
								PE FY	PE	CE & CON	TOTAL	FED	ST	OTH	
4	STP	1002017	KAYCEE TO LINCH WY 192	0.00	5.80	5.80	PAVEMENT REHABILITATION	2020	144	4,650	4,794	4,338	456	0	
4	STP	1002018	KAYCEE TO LINCH WY 192	11.60	35.40	23.80	PAVEMENT RESURFACE	2025	444	6,542	6,986	6,321	664	0	
M	HI-BFP	B274009	TRANSPORTATION DISTRICT 4 STRUCTURE NO. BCX, BCY, BCZ, CTS	51.36	51.36	0.00	BRIDGE REPLACEMENT		759	10,660	11,419	10,592	827	0	
4	NHPPI	I255121	KAYCEE TO BUFFALO MIDDdle FORK SECTION/NORTHBOUND AND SOUTHBOUND LANES/I-25	279.79	289.63	9.84	PAVEMENT RESURFACE	2022	226	2,467	2,692	2,498	195	0	
4	NHPPI	I902126	SHERIDAN TO BUFFALO I-90/EASTBOUND AND WESTBOUND LANES/STRUCTURE NO. BDB, BDC	50.75	56.40	5.65	PAVEMENT REHABILITATION	2022	1,006	15,467	16,473	15,280	1,193	0	
FY TOTAL:								45.09		\$2,579	\$39,786	\$42,364	\$39,029	\$3,335	\$0

#### Aeronautics Projects

Fiscal Year: 2027

Aero Comm Dist	Project		General Location		Character of Work	Cost \$1,000						
						PE FY	PE	CE & CON	TOTAL	FED	ST	OTH
5	AERO	ABY005A	BUFFALO		PAVEMENT REHABILITATION		0	333	333	300	20	13
FY TOTAL:							\$0	\$333	\$333	\$300	\$20	\$13



Wyoming Department of Transportation  
5300 Bishop Blvd  
Cheyenne, WY 82009

## STATE TRANSPORTATION IMPROVEMENT PROJECTS ENGINEERING & CONSTRUCTION

WYCN002B

### Johnson County

**Grand Total: 2027, Johnson County**

\$2,579

\$40,119

\$42,697

\$39,329

\$3,355

\$13

### Transportation Projects

**Fiscal Year: Future Year**

Trans Comm Dist	Project		General Location Detail Location	Begin RM	End RM	Length	Character of Work	Cost \$1,000						
								PE FY	PE	CE & CON	TOTAL	FED	ST	OTH
4	NHPPI	I255119	CASPER TO BUFFALO KAYCEE AREA/I-25	216.84	270.38	53.54	DRAINAGE REPAIR	2020	200	4,400	4,600	4,267	333	0
FY TOTAL:				53.54					\$200	\$4,400	\$4,600	\$4,267	\$333	\$0
Grand Total: Future Year, Johnson County									\$200	\$4,400	\$4,600	\$4,267	\$333	\$0



Wyoming Department of Transportation  
5300 Bishop Blvd  
Cheyenne, WY 82009





## STATE TRANSPORTATION IMPROVEMENT PROJECTS COUNTY TOTAL

WYCN00102SUM

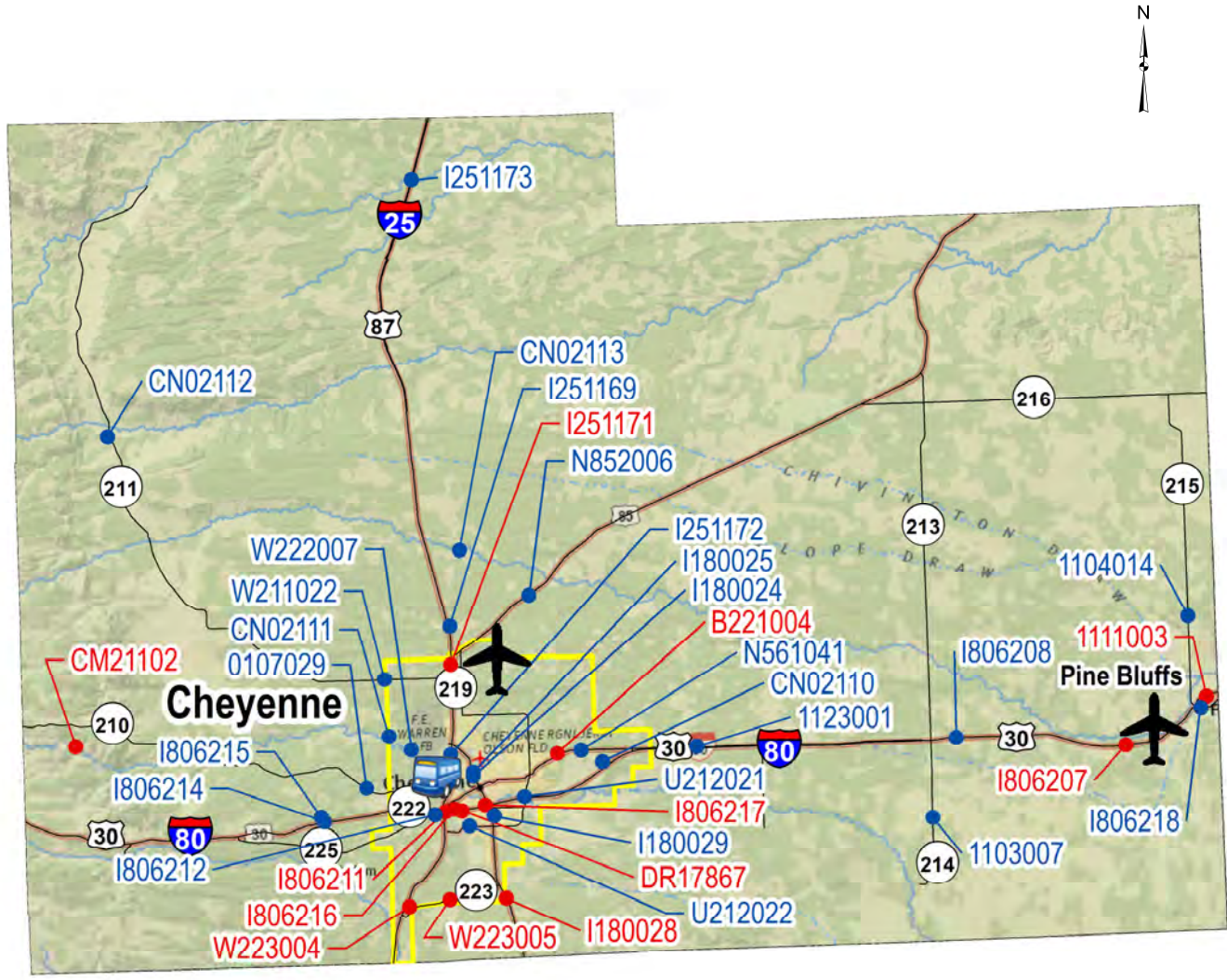
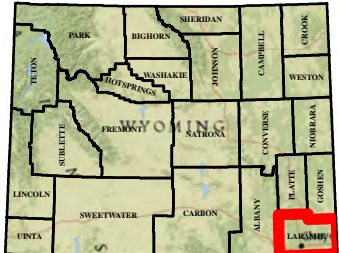
County		Transportation Projects	Communications Projects	Transit Projects	Aeronautics Projects	Total
Johnson	2023	\$8,989,000	\$0	\$167,000	\$0	\$9,156,000
	2024	\$20,161,000	\$0	\$0	\$1,253,000	\$21,414,000
	2025	\$4,352,000	\$0	\$0	\$638,000	\$4,990,000
	2026	\$9,586,000	\$0	\$0	\$0	\$9,586,000
	2027	\$42,364,000	\$0	\$0	\$333,000	\$42,697,000
	Future Year	\$4,600,000	\$0	\$0	\$0	\$4,600,000
	<b>Total</b>	<b>\$90,052,000</b>	<b>\$0</b>	<b>\$167,000</b>	<b>\$2,224,000</b>	<b>\$92,443,000</b>

# LARAMIE COUNTY

## Key to FY 2023 STIP

- 2023
- Future
-  Communications
-  Aeronautics
-  Transit
-  Urban Boundary

### MAP KEY











Wyoming Department of Transportation  
5300 Bishop Blvd  
Cheyenne, WY 82009

## STATE TRANSPORTATION IMPROVEMENT PROJECTS ENGINEERING & CONSTRUCTION

WYCN002B

### Laramie County

#### Transportation Projects

Fiscal Year: 2023

Trans Comm Dist	Project		General Location Detail Location	Begin RM	End RM	Length	Character of Work	Cost \$1,000						
								PE FY	PE	CE & CON	TOTAL	FED	ST	OTH
1	STP	1111003	PINE BLUFFS TO NEBRASKA EAST/US 30	401.76	403.02	1.26	PAVEMENT REHABILITATION	2019	23	2,206	2,229	2,017	212	0
1	STPU-CH	B221004	CHEYENNE LINCOLNWAY/CHRISTENSEN ROAD DELL RANGE/FOX GLOVE DRIVE/WHITNEY ROAD/US 30	1.10	1.41	0.31	RECONSTRUCTION	2018	1,498	5,320	6,819	6,170	0	648
1	CM	CM21102	LARAMIE COUNTY VARIOUS COUNTY ROADS LPA-LARAMIE COUNTY	0.00	5.30	5.30	ENVIRONMENTAL		0	168	168	135	0	34
1	DR	DR17867	CHEYENNE LARAMIE COUNTY - I-80 @ MP 360.3-7 DATE OF ACCIDENT 8/30/2021 DRIVER: OWNER:	360.40	360.40	0.00	STRUCTURE REPAIR		150	1,100	1,250	0	0	1,250
1	HSIP	I180028	CHEYENNE CHALK BLUFF RD/TURN LANE	3.12	3.34	0.22	SAFETY IMPROVEMENTS	2021	36	400	436	395	41	0
1	HSIP	I251171	CHEYENNE TO CHUGWATER I-25/US 85 INTERCHANGE/ACCEL RAMP	16.64	17.24	0.60	SAFETY IMPROVEMENTS	2021	64	1,000	1,064	962	101	0
1	NHPPI	I806207	CHEYENNE TO PINE BLUFFS PINE BLUFFS WEST/I-80	393.40	400.50	7.10	PAVEMENT REHABILITATION	2020	424	11,807	12,231	11,346	886	0



Wyoming Department of Transportation  
5300 Bishop Blvd  
Cheyenne, WY 82009

## STATE TRANSPORTATION IMPROVEMENT PROJECTS ENGINEERING & CONSTRUCTION

WYCN002B

### Laramie County

#### Transportation Projects

Fiscal Year: 2023

Trans Comm Dist	Project		General Location Detail Location	Begin RM	End RM	Length	Character of Work	Cost \$1,000						
								PE FY	PE	CE & CON	TOTAL	FED	ST	OTH
1	NHPPI	I806211	LARAMIE TO CHEYENNE ROUNDTOP - CENTRAL AVENUE INTERCHANGE/I-80 STRUCTURE NO. AYR, AYS, AYZ, AZA	357.70	362.00	4.30	PAVEMENT REHABILITATION	2018	87	7,334	7,422	6,884	537	0
1	SCP	I806216	LARAMIE TO CHEYENNE DAMAGE REPAIR FOR BNSF BRIDGE OVER INTERSTATE-80 STRUCTURE NO. AZC	360.40	360.40	0.00	STRUCTURE REPAIR		20	231	251	0	251	0
1	HSIP	I806217	LARAMIE TO CHEYENNE ON I-80 EAST OF BNSF OVERPASS	360.50	363.00	2.50	SAFETY IMPROVEMENTS		41	303	344	344	0	0
1	HIP	W223004	CHEYENNE TERRY RANCH ROAD/ WY 223 STRUCTURE NO. CYD	0.86	0.86	0.00	BRIDGE REPLACEMENT	2017	38	2,019	2,057	1,861	196	0
1	STP	W223005	CHEYENNE TERRY RANCH ROAD/WY 223	0.00	5.69	5.69	PAVEMENT REHABILITATION		0	4,457	4,457	4,033	424	0
FY TOTAL:				27.28					\$2,381	\$36,345	\$38,728	\$34,147	\$2,648	\$1,932



Wyoming Department of Transportation  
5300 Bishop Blvd  
Cheyenne, WY 82009

## STATE TRANSPORTATION IMPROVEMENT PROJECTS ENGINEERING & CONSTRUCTION

WYCN002B

### Laramie County

#### Transit Projects

Fiscal Year: 2023

Trans Comm Dist	Project		General Location Eligible Provider	Funding Source	Character of Work	Cost \$1,000						
						PE FY	PE	CE & CON	TOTAL	FED	ST	OTH
1	FTA	FT23141	CHEYENNE CITY OF CHEYENNE	STATE	OPERATING		0	530	530	0	300	230
1	FTA	FT23143	CHEYENNE WYDOT RTAP FUNDING	RTAP	RTAP		0	60	60	60	0	0
1	FTA	FT23148	PINE BLUFFS PINE BLUFFS SENIOR CITIZENS, INC.	STATE	OPERATING/ADMIN/MAINT		0	27	27	0	16	11
1	FTA	FT23PAN	CHEYENNE PANTHER INTERNATIONAL	VAR	PLANNING		0	100	100	90	10	0
1	FTA	FTDMN23	CHEYENNE WYDOT STATE ADMINISTRATION FUNDING	5311	STATE ADMINISTRATION		0	853	853	853	0	0
FY TOTAL:							\$0	\$1,570	\$1,570	\$1,003	\$326	\$241

#### Aeronautics Projects

Fiscal Year: 2023

Aero Comm Dist	Project		General Location		Character of Work	Cost \$1,000						
						PE FY	PE	CE & CON	TOTAL	FED	ST	OTH
1	AERO	ACY001J	CHEYENNE		PAVEMENT RECONSTRUCTION		0	16,000	16,000	15,000	600	400
1	AERO	ACY026A	CHEYENNE		AIRPORT EQUIPMENT		0	1,500	1,500	1,406	56	38
FY TOTAL:							\$0	\$17,500	\$17,500	\$16,406	\$656	\$438
Grand Total: 2023, Laramie County							\$2,381	\$55,415	\$57,798	\$51,556	\$3,630	\$2,611



Wyoming Department of Transportation  
5300 Bishop Blvd  
Cheyenne, WY 82009

## STATE TRANSPORTATION IMPROVEMENT PROJECTS ENGINEERING & CONSTRUCTION

WYCN002B

### Laramie County

#### Transportation Projects

Fiscal Year: 2024

Trans Comm Dist	Project		General Location Detail Location	Begin RM	End RM	Length	Character of Work	Cost \$1,000						
								PE FY	PE	CE & CON	TOTAL	FED	ST	OTH
1	SCP-TC	1104014	PINE BLUFFS TO ALBIN SOUTH SECTION/WY 215	0.00	9.85	9.85	PAVEMENT REHABILITATION	2021	133	5,134	5,267	120	5,147	0
1	RHC-P	CN02111	BNSF RAILWAY BNSF 245516X	0.02	0.02	0.00	RAILROAD		0	255	255	230	0	26
1	RHC-P	CN02112	LARAMIE COUNTY BNSF/DOT #245533N	0.13	0.13	0.00	RAILROAD		0	255	255	230	0	26
1	HSIP	I180029	CHEYENNE US 85 STRIPING	7.30	8.40	1.10	SAFETY IMPROVEMENTS	2022	25	250	275	249	26	0
1	HSIP	I251169	INTERSTATE 25 NORTH CHEYENNE/I-25	18.98	18.98	0.00	SAFETY IMPROVEMENTS	2017	18	465	483	431	51	0
1	HSIP	I251172	CHEYENNE TO COLORADO I-25 CENTRAL AVE/ACCEL RAMP	12.30	12.60	0.30	SAFETY IMPROVEMENTS	2022	50	700	750	696	54	0
1	STP	N561041	CHEYENNE PERSHING BOULEVARD/US/US 30 STRUCTURE NO. AZL & AZO	365.74	371.14	5.40	ADDITIONAL LANES	2017	975	19,326	20,301	18,370	1,931	0



Wyoming Department of Transportation  
5300 Bishop Blvd  
Cheyenne, WY 82009

## STATE TRANSPORTATION IMPROVEMENT PROJECTS ENGINEERING & CONSTRUCTION

WYCN002B

### Laramie County

#### Transportation Projects

Fiscal Year: 2024

Trans Comm Dist	Project		General Location Detail Location	Begin RM	End RM	Length	Character of Work	Cost \$1,000						
								PE FY	PE	CE & CON	TOTAL	FED	ST	OTH
1	STP	U212022	CHEYENNE COLLEGE I-25 S GREELEY	0.14	2.71	2.57	PAVEMENT REHABILITATION	2021	139	4,118	4,257	3,853	405	0
1	RHC-P	W222007	BNSF RAILWAY BNSF 245515R	4.03	4.03	0.00	RAILROAD		0	255	255	230	0	26
FY TOTAL:									\$1,340	\$30,758	\$32,098	\$24,409	\$7,614	\$78

#### Aeronautics Projects

Fiscal Year: 2024

Aero Comm Dist	Project		General Location		Character of Work	Cost \$1,000						
						PE FY	PE	CE & CON	TOTAL	FED	ST	OTH
1	AERO	ACY002A	CHEYENNE		AIRPORT EQUIPMENT		0	1,067	1,067	1,000	40	27
FY TOTAL:							\$0	\$1,067	\$1,067	\$1,000	\$40	\$27
Grand Total: 2024, Laramie County							\$1,340	\$31,825	\$33,165	\$25,409	\$7,654	\$105



Wyoming Department of Transportation  
5300 Bishop Blvd  
Cheyenne, WY 82009

## STATE TRANSPORTATION IMPROVEMENT PROJECTS ENGINEERING & CONSTRUCTION

WYCN002B

### Laramie County

#### Transportation Projects

Fiscal Year: 2025

Trans Comm Dist	Project		General Location Detail Location	Begin RM	End RM	Length	Character of Work	Cost \$1,000						
								PE FY	PE	CE & CON	TOTAL	FED	ST	OTH
1	STP-BR	B251005	TRANSPORTATION DISTRICT 1 STRUCTURE NO. AYB, AYC, ASV, AUO, AUP, AUS, AUT I-80	339.31	339.31	0.00	STRUCTURE REPAIR	2023	337	3,600	3,936	3,553	383	0
1	STP- BROS	CN02110	LARAMIE COUNTY COUNTY ROAD 210/STRUCTURE DLM	8.21	8.21	0.00	STRUCTURE REPAIR	2021	10	0	10	9	0	1
1	STP	I180025	CHEYENNE WARREN AVENUE/24TH STREET- PERSHING BOULEVARD/I-180	10.27	10.67	0.40	PAVEMENT REHABILITATION	2020	31	1,803	1,834	1,659	174	0
1	NHPPI	I806208	CHEYENNE TO PINE BLUFFS BURNS INTERCHANGE/I-80 STRUCTURE NO. AZX, AZY, BAB	382.15	393.40	11.25	PAVEMENT REHABILITATION	2017	135	3,056	3,191	2,960	231	0
FY TOTAL:								11.65	\$513	\$8,459	\$8,971	\$8,181	\$788	\$1

#### Aeronautics Projects

Fiscal Year: 2025

Aero Comm Dist	Project		General Location		Character of Work	Cost \$1,000						
						PE FY	PE	CE & CON	TOTAL	FED	ST	OTH
1	AERO	A82007A	PINE BLUFFS		AIRPORT LIGHTING OR SIGNAGE		0	167	167	150	10	7
1	AERO	ACY027A	CHEYENNE		PLANNING STUDY		0	720	720	675	27	18
FY TOTAL:							\$0	\$887	\$887	\$825	\$37	\$25
Grand Total: 2025, Laramie County							\$513	\$9,346	\$9,858	\$9,006	\$825	\$26



Wyoming Department of Transportation  
5300 Bishop Blvd  
Cheyenne, WY 82009

## STATE TRANSPORTATION IMPROVEMENT PROJECTS ENGINEERING & CONSTRUCTION

WYCN002B

### Laramie County

#### Transportation Projects

Fiscal Year: 2026

Trans Comm Dist	Project		General Location Detail Location	Begin RM	End RM	Length	Character of Work	Cost \$1,000						
								PE FY	PE	CE & CON	TOTAL	FED	ST	OTH
1	NHF	I180024	CHEYENNE CENTRAL AVENUE/PERSHING BOULEVARD-22ND STREET/I-180	10.10	10.70	0.60	PAVEMENT REHABILITATION	2018	19	2,812	2,831	2,561	269	0
1	STP	U212021	CHEYENNE COLLEGE DRIVE/FOX FARM-CANPSTOOL WAY/WY 212 STRUCTURE NO DBW	5.42	5.90	0.48	PAVEMENT REHABILITATION	2020	300	8,788	9,088	8,224	864	0
1	STP	W211022	CHEYENNE WY 211	0.00	8.32	8.32	PAVEMENT REHABILITATION		391	5,229	5,619	5,085	534	0
FY TOTAL:				9.40					\$710	\$16,829	\$17,538	\$15,870	\$1,667	\$0

#### Aeronautics Projects

Fiscal Year: 2026

Aero Comm Dist	Project		General Location		Character of Work	Cost \$1,000						
						PE FY	PE	CE & CON	TOTAL	FED	ST	OTH
1	AERO	A82004A	PINE BLUFFS		PAVEMENT REHABILITATION		0	667	667	600	40	27
1	AERO	A82010A	PINE BLUFFS		PAVEMENT REHABILITATION		0	170	170	0	153	17
1	AERO	ACY013A	CHEYENNE		BUILDINGS		0	3,200	3,200	3,000	120	80
1	AERO	ACY016A	CHEYENNE		PAVEMENT MAINTENANCE		0	930	930	0	837	93
FY TOTAL:							\$0	\$4,967	\$4,967	\$3,600	\$1,150	\$217
Grand Total: 2026, Laramie County							\$710	\$21,796	\$22,505	\$19,470	\$2,817	\$217



Wyoming Department of Transportation  
5300 Bishop Blvd  
Cheyenne, WY 82009

## STATE TRANSPORTATION IMPROVEMENT PROJECTS ENGINEERING & CONSTRUCTION

WYCN002B

### Laramie County

#### Transportation Projects

Fiscal Year: 2027

Trans Comm Dist	Project		General Location Detail Location	Begin RM	End RM	Length	Character of Work	Cost \$1,000						
								PE FY	PE	CE & CON	TOTAL	FED	ST	OTH
1	STP	1103007	INTERSTATE 80 TO CARPENTER CARPENTER ROAD	0.08	8.39	8.31	PAVEMENT REHABILITATION	2024	246	3,622	3,868	3,500	368	0
1	STP	1123001	ARCHER TO HILLSDALE I-80 SERVICE ROAD	0.00	6.96	6.96	PAVEMENT RESURFACE	2019	87	6,741	6,829	6,179	649	0
1	NHPPI	I806214	LARAMIE TO CHEYENNE OTTO ROAD SECTION/EASTBOUND LANE/I-80	348.50	357.68	9.18	PAVEMENT REHABILITATION	2023	563	8,471	9,034	8,370	663	0
FY TOTAL:				24.45					\$896	\$18,834	\$19,731	\$18,049	\$1,680	\$0

#### Aeronautics Projects

Fiscal Year: 2027

Aero Comm Dist	Project		General Location		Character of Work	Cost \$1,000						
						PE FY	PE	CE & CON	TOTAL	FED	ST	OTH
1	AERO	A82014A	PINE BLUFFS		PAVEMENT REHABILITATION		0	6,111	6,111	5,500	367	244
1	AERO	ACY024A	CHEYENNE		PAVEMENT RECONSTRUCTION		0	1,250	1,250	0	1,000	250
1	AERO	ACY025A	CHEYENNE		PLANNING STUDY		0	50	50	0	40	10
FY TOTAL:							\$0	\$7,411	\$7,411	\$5,500	\$1,407	\$504
Grand Total: 2027, Laramie County							\$896	\$26,245	\$27,142	\$23,549	\$3,087	\$504





Wyoming Department of Transportation  
5300 Bishop Blvd  
Cheyenne, WY 82009

## STATE TRANSPORTATION IMPROVEMENT PROJECTS ENGINEERING & CONSTRUCTION

WYCN002B

### Laramie County

#### Transportation Projects

Fiscal Year: 2028

Trans Comm Dist	Project		General Location Detail Location	Begin RM	End RM	Length	Character of Work	Cost \$1,000						
								PE FY	PE	CE & CON	TOTAL	FED	ST	OTH
1	STP	0107029	CHEYENNE HAPPY JACK ROAD/WY 210	0.02	10.29	10.27	PAVEMENT REHABILITATION	2021	205	10,152	10,357	9,372	985	0
1	HI-BFP	CN02113	LARAMIE COUNTY YELLOWSTONE ROAD SPANNING LODGEPOLE CREEK STRUCTURE NO. DPI	5.35	5.35	0.00	BRIDGE REPLACEMENT		250	2,250	2,500	2,500	0	0
2	NHPPI	I251173	LARAMIE COUNTY NBL & SBL	39.52	47.80	8.28	PAVEMENT REHABILITATION		1,710	25,205	26,915	24,967	1,949	0
1	NHPPI	I806215	LARAMIE TO CHEYENNE OTTO ROAD SECTION/WESTBOUND LANE/I-80	348.50	357.68	9.18	PAVEMENT REHABILITATION	2024	553	8,553	9,106	8,446	659	0
1	NHPPI	I806218	CHEYENNE TO PINE BLUFFS I-80 WBL	400.50	402.78	2.28	PAVEMENT REHABILITATION		203	2,997	3,200	2,969	232	0
1	NHPP	N852006	CHEYENNE TO TORRINGTON LODGEPOLE/US 85	17.29	27.30	10.01	PAVEMENT REHABILITATION	2023	429	6,907	7,336	6,638	698	0
FY TOTAL:									\$3,350	\$56,064	\$59,414	\$54,892	\$4,523	\$0
Grand Total: 2028, Laramie County									\$3,350	\$56,064	\$59,414	\$54,892	\$4,523	\$0



Wyoming Department of Transportation  
5300 Bishop Blvd  
Cheyenne, WY 82009

## STATE TRANSPORTATION IMPROVEMENT PROJECTS ENGINEERING & CONSTRUCTION

WYCN002B

### Laramie County

#### Transportation Projects

Fiscal Year: Future Year

Trans Comm Dist	Project		General Location Detail Location	Begin RM	End RM	Length	Character of Work	Cost \$1,000						
								PE FY	PE	CE & CON	TOTAL	FED	ST	OTH
1	NHPPI	I806212	INTERSTATE 25 TO INTERSTATE 80 I-25/I-80 INTERCHANGE	359.60	359.60	0.00	MODIFY INTERCHANGE		2,500	0	2,500	2,319	181	0
FY TOTAL:						0.00		\$2,500	\$0	\$2,500	\$2,319	\$181	\$0	
Grand Total: Future Year, Laramie County									\$2,500	\$0	\$2,500	\$2,319	\$181	\$0



Wyoming Department of Transportation  
5300 Bishop Blvd  
Cheyenne, WY 82009





## STATE TRANSPORTATION IMPROVEMENT PROJECTS COUNTY TOTAL

WYCN00102SUM

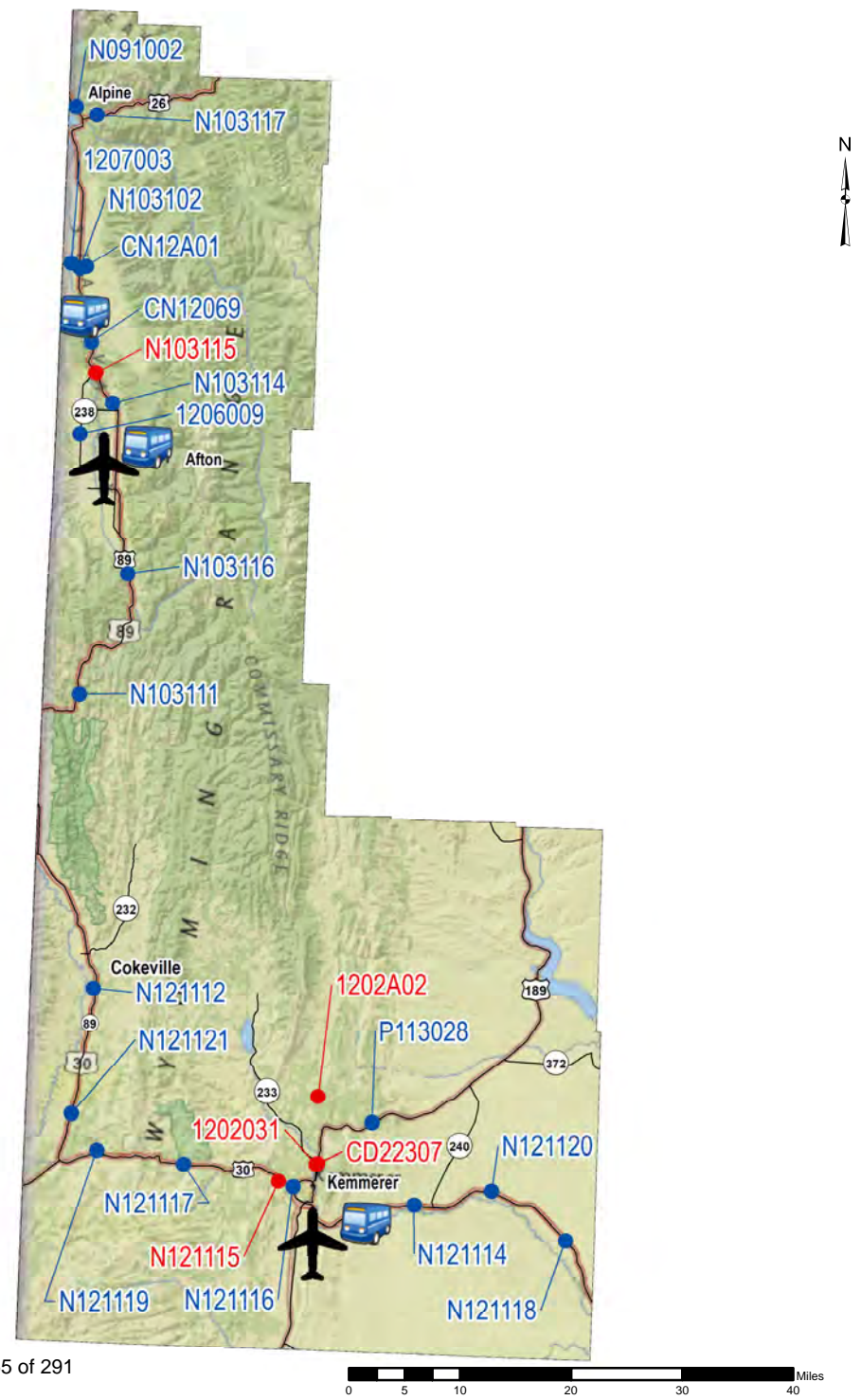
County		Transportation Projects	Communications Projects	Transit Projects	Aeronautics Projects	Total
Laramie	2023	\$38,728,000	\$0	\$1,570,000	\$17,500,000	\$57,798,000
	2024	\$32,098,000	\$0	\$0	\$1,067,000	\$33,165,000
	2025	\$8,971,000	\$0	\$0	\$887,000	\$9,858,000
	2026	\$17,538,000	\$0	\$0	\$4,967,000	\$22,505,000
	2027	\$19,731,000	\$0	\$0	\$7,411,000	\$27,142,000
	2028	\$59,414,000	\$0	\$0	\$0	\$59,414,000
	Future Year	\$2,500,000	\$0	\$0	\$0	\$2,500,000
	<b>Total</b>	<b>\$178,980,000</b>	<b>\$0</b>	<b>\$1,570,000</b>	<b>\$31,832,000</b>	<b>\$212,382,000</b>

# LINCOLN COUNTY

## Key to FY 2023 STIP

- 2023
- Future
-  Communications
-  Aeronautics
-  Transit
-  Urban Boundary

### MAP KEY





Wyoming Department of Transportation  
5300 Bishop Blvd  
Cheyenne, WY 82009

## STATE TRANSPORTATION IMPROVEMENT PROJECTS ENGINEERING & CONSTRUCTION

WYCN002B

### Lincoln County

#### Transportation Projects

Fiscal Year: 2023

Trans Comm Dist	Project		General Location Detail Location	Begin RM	End RM	Length	Character of Work	Cost \$1,000						
								PE FY	PE	CE & CON	TOTAL	FED	ST	OTH
3	STP	1202031	FRONTIER TO HAMS FORK FRONTIER SECTION/WY 233/STRUCTURE NO. JXN	0.00	1.56	1.56	PAVEMENT REHABILITATION	2020	200	6,691	6,890	6,235	655	0
3	ARSCT	1202A02	LINCOLN COUNTY COUNTY ROAD 306	0.00	5.90	5.90	PAVEMENT REHABILITATION	2021	131	1,444	1,575	0	0	1,576
3	CD	CD22307	LINCOLN COUNTY PATHWAY ALONG WYO 233 LPA-LINCOLN COUNTY	0.74	1.44	0.70	COMMUNITY DEVELOPMENT		45	330	375	300	0	75
3	HSIP	N103115	AFTON TO THAYNE US 89 & WY 238 INTERSECTION LIGHTING	94.10	94.10	0.00	SAFETY IMPROVEMENTS	2021	8	75	84	75	8	0
3	NHPP	N121115	SAGE CREEK TO KEMMERER US 30 REALIGNMENT KEMMERER COAL MINE	49.70	52.10	2.40	NEW CONSTRUCTION	2018	850	20,451	21,301	5,113	5,113	11,075
FY TOTAL:				10.56					\$1,234	\$28,991	\$30,225	\$11,723	\$5,776	\$12,726



Wyoming Department of Transportation  
5300 Bishop Blvd  
Cheyenne, WY 82009

## STATE TRANSPORTATION IMPROVEMENT PROJECTS ENGINEERING & CONSTRUCTION

WYCN002B

### Lincoln County

#### Transit Projects

Fiscal Year: 2023

Trans Comm Dist	Project		General Location Eligible Provider	Funding Source	Character of Work	Cost \$1,000						
						PE FY	PE	CE & CON	TOTAL	FED	ST	OTH
3	FTA	FT23321	AFTON STAR VALLEY SENIOR CITIZENS, INC.	STATE	OPERATING/ADMIN/MAINT		0	17	17	0	11	6
3	FTA	FT23322	KEMMERER KEMMERER SENIOR CITIZENS ASSOCIATION	STATE	OPERATING/ADMIN/MAINT		0	28	28	0	18	10
3	FTA	FT23323	THAYNE THAYNE SENIOR CENTER	STATE	OPERATING/ADMIN/MAINT		0	26	26	0	18	8
FY TOTAL:							\$0	\$71	\$71	\$0	\$47	\$24
Grand Total: 2023, Lincoln County							\$1,234	\$29,062	\$30,296	\$11,723	\$5,823	\$12,750



Wyoming Department of Transportation  
5300 Bishop Blvd  
Cheyenne, WY 82009

## STATE TRANSPORTATION IMPROVEMENT PROJECTS ENGINEERING & CONSTRUCTION

WYCN002B

### Lincoln County

#### Transportation Projects

Fiscal Year: 2024

Trans Comm Dist	Project		General Location Detail Location	Begin RM	End RM	Length	Character of Work	Cost \$1,000						
								PE FY	PE	CE & CON	TOTAL	FED	ST	OTH
3	IRP	CN12069	LINCOLN COUNTY STRAWBERRY CREEK COUNTY ROAD 12-126	0.00	0.60	0.60	RECONSTRUCTION	2021	125	1,373	1,498	0	749	749
3	ARSCT	CN12A01	LINCOLN COUNTY PRATER CANYON CR 116	0.00	2.00	2.00	PAVEMENT REHABILITATION		53	477	530	0	0	531
3	NHPP	N103114	AFTON TO THAYNE GROVER SECTION/US 26/89	87.26	94.40	7.14	PAVEMENT REHABILITATION	2020	422	5,589	6,011	5,439	572	0
3	NHPP-RF	N121112	IDAHO TO SAGE JUNCTION US 30/WY 89	0.00	28.00	28.00	FENCING	2020	34	1,759	1,793	1,623	171	0
3	NHPP	N121114	KEMMERER TO GRANGER OPAL WEST/US 30	64.00	71.00	7.00	PAVEMENT REHABILITATION	2022	274	3,495	3,769	3,411	358	0
3	CM	N121116	KEMMERER TO PORT OF ENTRY KEMMERER PORT OF ENTRY/US 30	52.49	52.49	0.00	PORT OF ENTRY	2019	40	478	518	469	49	0
FY TOTAL:						44.74			\$948	\$13,171	\$14,119	\$10,942	\$1,899	\$1,280



Wyoming Department of Transportation  
5300 Bishop Blvd  
Cheyenne, WY 82009

## STATE TRANSPORTATION IMPROVEMENT PROJECTS ENGINEERING & CONSTRUCTION

WYCN002B

### Lincoln County

#### Aeronautics Projects

Fiscal Year: 2024

Aero Comm Dist	Project		General Location		Character of Work	Cost \$1,000						
						PE FY	PE	CE & CON	TOTAL	FED	ST	OTH
2	AERO	AAF025A	AFTON		PAVEMENT EXPANSION		0	167	167	150	10	7
2	AERO	AEM003A	KEMMERER		AIRPORT LIGHTING OR SIGNAGE		0	500	500	450	30	20
FY TOTAL:							\$0	\$667	\$667	\$600	\$40	\$27
Grand Total: 2024, Lincoln County							\$948	\$13,838	\$14,786	\$11,542	\$1,939	\$1,307

#### Transportation Projects

Fiscal Year: 2025

Trans Comm Dist	Project		General Location Detail Location	Begin RM	End RM	Length	Character of Work	Cost \$1,000						
								PE FY	PE	CE & CON	TOTAL	FED	ST	OTH
3	STP	1206009	AUBURN TO AFTON WY 238	0.00	12.08	12.08	PAVEMENT REHABILITATION		265	5,672	5,937	5,364	574	0
3	NHPP-PO	N103111	IDAHO TO SMOOT BORDER JUNCTION NORTH US 26/89	54.93	64.00	9.07	PAVEMENT RESURFACE	2023	58	2,367	2,425	2,186	240	0
FY TOTAL:				21.15					\$323	\$8,039	\$8,362	\$7,550	\$814	\$0

#### Aeronautics Projects

Fiscal Year: 2025

Aero Comm Dist	Project		General Location		Character of Work	Cost \$1,000						
						PE FY	PE	CE & CON	TOTAL	FED	ST	OTH
2	AERO	AAF012A	AFTON		PAVEMENT MAINTENANCE		0	250	250	0	225	25
2	AERO	AAF017A	AFTON		AIRPORT EQUIPMENT		0	333	333	300	20	13
2	AERO	AAF018A	AFTON		AIRPORT EQUIPMENT		0	75	75	0	68	8
2	AERO	AAF025B	AFTON		PAVEMENT EXPANSION		0	167	167	150	10	7
2	AERO	AEM012A	KEMMERER		PAVEMENT MAINTENANCE		0	250	250	0	225	25
FY TOTAL:							\$0	\$1,075	\$1,075	\$450	\$548	\$78





Wyoming Department of Transportation  
5300 Bishop Blvd  
Cheyenne, WY 82009

## STATE TRANSPORTATION IMPROVEMENT PROJECTS ENGINEERING & CONSTRUCTION

WYCN002B

### Lincoln County

Grand Total: 2025, Lincoln County

\$323

\$9,114

\$9,437

\$8,000

\$1,362

\$78

### Transportation Projects

Fiscal Year: 2026

Trans Comm Dist	Project		General Location Detail Location	Begin RM	End RM	Length	Character of Work	Cost \$1,000						
								PE FY	PE	CE & CON	TOTAL	FED	ST	OTH
3	NHPP	N103117	ALPINE JUNCTION TO HOBACK US 26/89	118.32	120.90	2.58	PAVEMENT REHABILITATION	2024	187	2,625	2,812	2,544	267	0
3	SCP-TC	N121118	KEMMERER TO GRANGER MOXA ARCH/US 30	79.10	87.20	8.10	PAVEMENT REHABILITATION	2022	500	10,660	11,160	452	10,707	0
FY TOTAL:								10.68	\$687	\$13,285	\$13,972	\$2,996	\$10,974	\$0

### Aeronautics Projects

Fiscal Year: 2026

Aero Comm Dist	Project		General Location		Character of Work	Cost \$1,000						
						PE FY	PE	CE & CON	TOTAL	FED	ST	OTH
2	AERO	AAF016A	AFTON		PAVEMENT MAINTENANCE		0	333	333	300	20	13
2	AERO	AAF019A	AFTON		AIRPORT EQUIPMENT		0	45	45	0	41	5
2	AERO	AAF023A	AFTON		ACQUIRE LAND/EASEMENT		0	1,111	1,111	1,000	67	44
2	AERO	AEM015A	KEMMERER		PAVEMENT EXPANSION		0	100	100	90	6	4
2	AERO	AEM016A	KEMMERER		PAVEMENT EXPANSION		0	100	100	90	6	4
FY TOTAL:							\$0	\$1,689	\$1,689	\$1,480	\$140	\$70

Grand Total: 2026, Lincoln County

\$687

\$14,974

\$15,661

\$4,476

\$11,114

\$70



Wyoming Department of Transportation  
5300 Bishop Blvd  
Cheyenne, WY 82009

## STATE TRANSPORTATION IMPROVEMENT PROJECTS ENGINEERING & CONSTRUCTION

WYCN002B

### Lincoln County

#### Transportation Projects

Fiscal Year: 2027

Trans Comm Dist	Project		General Location Detail Location	Begin RM	End RM	Length	Character of Work	Cost \$1,000						
								PE FY	PE	CE & CON	TOTAL	FED	ST	OTH
3	STP	1207003	FREEDOM WY 239	0.00	1.64	1.64	PAVEMENT REHABILITATION	2023	43	637	680	616	65	0
3	NHPP	N121119	COKEVILLE TO SAGE JUNCTION SAGE EAST/US 30	29.89	38.30	8.41	PAVEMENT REHABILITATION	2023	333	4,951	5,284	4,772	512	0
3	NHPP	N121120	KEMMERER TO GRANGER OPAL EAST/US 30	71.00	79.10	8.10	PAVEMENT REHABILITATION	2023	510	10,873	11,383	10,292	1,092	0
3	NHPP	N121121	COKEVILLE TO SAGE JUNCTION US 30/WY 89	21.30	29.89	8.59	PAVEMENT REHABILITATION	2024	343	5,057	5,400	4,886	514	0
3	STP	P113028	KEMMERER TO LA BARGE OYSTER RIDGE/US 189	41.40	53.50	12.10	PAVEMENT REHABILITATION	2017	71	6,960	7,031	6,362	669	0
FY TOTAL:						38.84			\$1,300	\$28,478	\$29,778	\$26,928	\$2,852	\$0
Grand Total: 2027, Lincoln County									\$1,300	\$28,478	\$29,778	\$26,928	\$2,852	\$0



Wyoming Department of Transportation  
5300 Bishop Blvd  
Cheyenne, WY 82009

## STATE TRANSPORTATION IMPROVEMENT PROJECTS ENGINEERING & CONSTRUCTION

WYCN002B

### Lincoln County

#### Transportation Projects

Fiscal Year: 2028

Trans Comm Dist	Project		General Location Detail Location	Begin RM	End RM	Length	Character of Work	Cost \$1,000							
								PE FY	PE	CE & CON	TOTAL	FED	ST	OTH	
3	NHPP	N091002	ALPINE JUNCTION TO IDAHO	0.00	2.37	2.37	PAVEMENT REHABILITATION		318	4,690	5,008	4,532	476	0	
3	NHPP	N103116	IDAHO TO SMOOT US 89	72.08	77.82	5.74	PAVEMENT REHABILITATION	2024	256	3,958	4,215	3,813	401	0	
3	NHPP	N121117	SAGE JUNCTION TO KEMMERER TWIN CREEK SECTION/US 30/STRUCTURE NO. BRC	38.00	46.00	8.00	PAVEMENT REHABILITATION	2020	170	9,425	9,595	8,682	912	0	
FY TOTAL:									16.11	\$744	\$18,073	\$18,818	\$17,027	\$1,789	\$0
Grand Total: 2028, Lincoln County										\$744	\$18,073	\$18,818	\$17,027	\$1,789	\$0

#### Transportation Projects

Fiscal Year: Future Year

Trans Comm Dist	Project		General Location Detail Location	Begin RM	End RM	Length	Character of Work	Cost \$1,000						
								PE FY	PE	CE & CON	TOTAL	FED	ST	OTH
3	NHPP	N103102	THAYNE TO ALPINE THAYNE NORTH/US 89 STRUCTURE NO. BOG	100.28	107.90	7.62	RECONSTRUCTION	2007	800	32,633	33,433	30,254	3,179	0
FY TOTAL:						7.62			\$800	\$32,633	\$33,433	\$30,254	\$3,179	\$0
Grand Total: Future Year, Lincoln County									\$800	\$32,633	\$33,433	\$30,254	\$3,179	\$0



Wyoming Department of Transportation  
5300 Bishop Blvd  
Cheyenne, WY 82009







## STATE TRANSPORTATION IMPROVEMENT PROJECTS COUNTY TOTAL

WYCN00102SUM

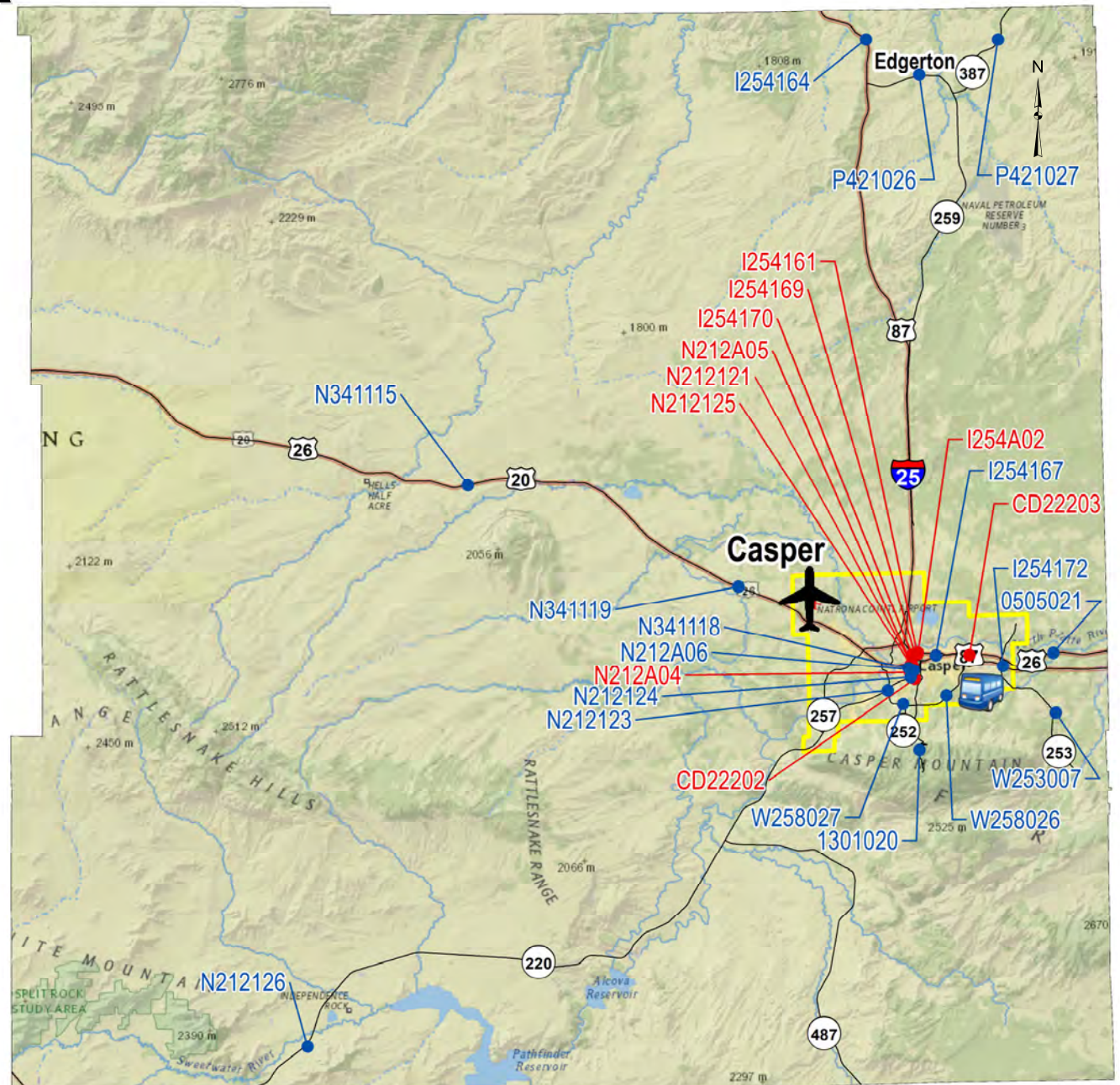
County		Transportation Projects	Communications Projects	Transit Projects	Aeronautics Projects	Total
Lincoln	2023	\$30,225,000	\$0	\$71,000	\$0	\$30,296,000
	2024	\$14,119,000	\$0	\$0	\$667,000	\$14,786,000
	2025	\$8,362,000	\$0	\$0	\$1,075,000	\$9,437,000
	2026	\$13,972,000	\$0	\$0	\$1,689,000	\$15,661,000
	2027	\$29,778,000	\$0	\$0	\$0	\$29,778,000
	2028	\$18,818,000	\$0	\$0	\$0	\$18,818,000
	Future Year	\$33,433,000	\$0	\$0	\$0	\$33,433,000
	<b>Total</b>	<b>\$148,707,000</b>	<b>\$0</b>	<b>\$71,000</b>	<b>\$3,431,000</b>	<b>\$152,209,000</b>

# NATRONA COUNTY

## Key to FY 2023 STIP

-  2023  
 Future  
 Communications  
 Aeronautics  
 Transit  
 Urban Boundary




### MAP KEY



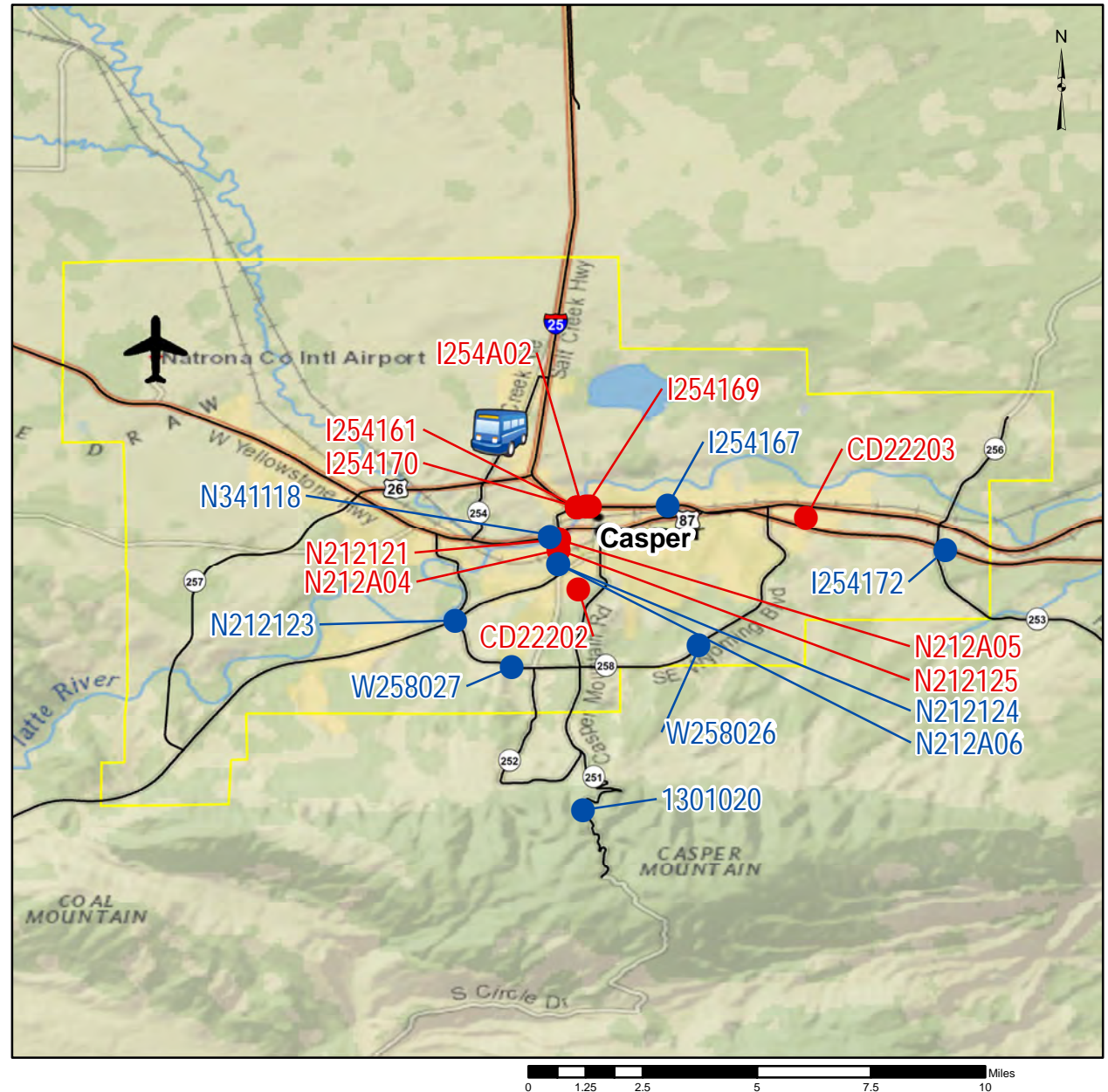


# CASPER INSET

## Key to FY 2023 STIP

- 2023
- Future
-  Communications
-  Aeronautics
-  Transit
- Urban Boundary

### MAP KEY





Wyoming Department of Transportation  
5300 Bishop Blvd  
Cheyenne, WY 82009

## STATE TRANSPORTATION IMPROVEMENT PROJECTS ENGINEERING & CONSTRUCTION

WYCN002B

### Natrona County

#### Transportation Projects

Fiscal Year: 2023

Trans Comm Dist	Project		General Location Detail Location	Begin RM	End RM	Length	Character of Work	Cost \$1,000						
								PE FY	PE	CE & CON	TOTAL	FED	ST	OTH
7	CD	CD22202	CASPER PATHWAY ON COLLEGE DRIVE FROM POPLAR STREET TO WEST 18TH STREET LPA-CITY OF CASPER	99.02	100.12	1.10	COMMUNITY DEVELOPMENT		0	500	500	400	0	100
7	CD	CD22203	EVANSVILLE PATHWAY ON LATHROP ROAD FROM CURTIS STREET TO EAST HILLS DRIVE LPA-TOWN OF EVANSVILLE	0.00	1.36	1.36	COMMUNITY DEVELOPMENT		60	690	750	600	0	150
7	NHPPI- SIB	I254161	GLENROCK TO CASPER CASPER MARGINAL/I-25	188.01	188.89	0.88	RECONSTRUCTION	2018	601	23,615	24,216	22,463	1,753	0
7	HIP	I254169	GLENROCK TO CASPER I 25/STRUCTURE NO. AIJ, DKW, AIH, DKV, AIK	188.34	188.34	0.00	BRIDGE REPLACEMENT		0	24,717	24,717	22,927	1,790	0
7	STP-E	I254170	GLENROCK TO CASPER CASPER MARGINAL/I- 25/ENHANCEMENTS	188.01	188.89	0.88	COMMUNITY DEVELOPMENT		0	400	400	360	0	40
7	ARSCT	I254A02	CASPER F STREET OVER NORTH PLATTE RIVER STRUCTURE NO. NFI	2.03	2.03	0.00	UTILITY		3	33	36	0	0	36
7	NHPP	N212121	CASPER POPLAR-1ST STREET INTERCHANGE WY 220/STRUCTURE NO. BUN	116.07	116.57	0.50	MODIFY INTERSECTION	2016	1,129	21,216	22,345	20,220	2,125	0



Wyoming Department of Transportation  
5300 Bishop Blvd  
Cheyenne, WY 82009

## STATE TRANSPORTATION IMPROVEMENT PROJECTS ENGINEERING & CONSTRUCTION

WYCN002B

### Natrona County

#### Transportation Projects

Fiscal Year: 2023

Trans Comm Dist	Project		General Location Detail Location	Begin RM	End RM	Length	Character of Work	Cost \$1,000						
								PE FY	PE	CE & CON	TOTAL	FED	ST	OTH
7	STP-E	N212125	CASPER POPLAR STREET AND WEST 1ST STREET/WY 220	115.81	116.59	0.78	COMMUNITY DEVELOPMENT	2019	5	147	152	138	0	14
7	ARSCT	N212A04	CASPER POPLAR STREET AND WEST 1ST STREET/WY 220/UTILITY WORK	115.81	116.59	0.78	UTILITY	2019	5	2,668	2,673	0	0	2,673
7	ARSCT	N212A05	CASPER STRUCTURE NO. BUN/BRIDGE OVER NORTH PLATTE/CONDUIT	116.40	116.40	0.00	RECONSTRUCTION	2020	1	6	7	0	0	7
FY TOTAL:						6.28			\$1,804	\$73,992	\$75,796	\$67,108	\$5,668	\$3,020

#### Transit Projects

Fiscal Year: 2023

Trans Comm Dist	Project		General Location Eligible Provider	Funding Source	Character of Work	Cost \$1,000						
						PE FY	PE	CE & CON	TOTAL	FED	ST	OTH
7	FTA	FT23240	CASPER CITY OF CASPER	STATE	OPERATING		0	530	530	0	300	230
FY TOTAL:							\$0	\$530	\$530	\$0	\$300	\$230





Wyoming Department of Transportation  
5300 Bishop Blvd  
Cheyenne, WY 82009

## STATE TRANSPORTATION IMPROVEMENT PROJECTS ENGINEERING & CONSTRUCTION

WYCN002B

### Natrona County

#### Aeronautics Projects

Fiscal Year: 2023

Aero Comm Dist	Project		General Location		Character of Work	Cost \$1,000						
						PE FY	PE	CE & CON	TOTAL	FED	ST	OTH
3	AERO	ACP001E	CASPER		AIRCRAFT RESCUE FIRE TRAINING		0	60	60	0	54	6
3	AERO	ACP026C	CASPER		PAVEMENT REHABILITATION		0	1,425	1,425	1,336	53	36
3	AERO	ACP029C	CASPER		PAVEMENT REHABILITATION		0	6,613	6,613	6,200	248	165
FY TOTAL:							\$0	\$8,098	\$8,098	\$7,536	\$355	\$207
Grand Total: 2023, Natrona County							\$1,804	\$82,620	\$84,424	\$74,644	\$6,323	\$3,457

#### Transportation Projects

Fiscal Year: 2024

Trans Comm Dist	Project		General Location Detail Location	Begin RM	End RM	Length	Character of Work	Cost \$1,000						
								PE FY	PE	CE & CON	TOTAL	FED	ST	OTH
7	NHPPI	I254164	CASPER TO JOHNSON COUNTY COUNTY LINE SOUTH/I-25	227.10	235.00	7.90	PAVEMENT RESURFACE	2021	33	2,869	2,902	2,692	210	0
7	STP	N212123	CASPER CY AVENUE AND WYO BOULEVARD INTERCHANGE/WY 220	113.25	113.46	0.21	PAVEMENT REHABILITATION	2020	65	2,119	2,184	1,976	208	0
7	STP	N212124	CASPER POPLAR STREET/CY AVENUE-COLLINS STREET/WY 220	115.36	115.77	0.41	RECONSTRUCTION	2019	287	4,116	4,403	3,985	419	0
7	ARSCT	N212A06	CASPER POPLAR STREET BETWEEN CY AVENUE AND COLLINS DRIVE	115.36	115.77	0.41	UTILITY		0	754	754	0	0	754
FY TOTAL:						8.93			\$385	\$9,858	\$10,243	\$8,653	\$837	\$754



Wyoming Department of Transportation  
5300 Bishop Blvd  
Cheyenne, WY 82009

## STATE TRANSPORTATION IMPROVEMENT PROJECTS ENGINEERING & CONSTRUCTION

WYCN002B

### Natrona County

#### Aeronautics Projects

Fiscal Year: 2024

Aero Comm Dist	Project		General Location		Character of Work	Cost \$1,000						
						PE FY	PE	CE & CON	TOTAL	FED	ST	OTH
3	AERO	ACP001F	CASPER		AIRCRAFT RESCUE FIRE TRAINING		0	60	60	0	54	6
3	AERO	ACP020A	CASPER		PAVEMENT MAINTENANCE		0	1,111	1,111	0	1,000	111
FY TOTAL:							\$0	\$1,171	\$1,171	\$0	\$1,054	\$117
Grand Total: 2024, Natrona County							\$385	\$11,029	\$11,414	\$8,653	\$1,891	\$871

#### Transportation Projects

Fiscal Year: 2025

Trans Comm Dist	Project		General Location Detail Location	Begin RM	End RM	Length	Character of Work	Cost \$1,000						
								PE FY	PE	CE & CON	TOTAL	FED	ST	OTH
7	NHPPI	I254167	GLENROCK TO CASPER CASPER MARGINAL/I-25 STRUCTURE NO. AIF, DKU, BMA	186.04	188.01	1.97	RECONSTRUCTION	2020	1,945	25,573	27,517	25,525	1,992	0
FY TOTAL:						1.97			\$1,945	\$25,573	\$27,517	\$25,525	\$1,992	\$0

#### Aeronautics Projects

Fiscal Year: 2025

Aero Comm Dist	Project		General Location		Character of Work	Cost \$1,000						
						PE FY	PE	CE & CON	TOTAL	FED	ST	OTH
3	AERO	ACP001G	CASPER		AIRCRAFT RESCUE FIRE TRAINING		0	60	60	0	54	6
FY TOTAL:							\$0	\$60	\$60	\$0	\$54	\$6
Grand Total: 2025, Natrona County							\$1,945	\$25,633	\$27,577	\$25,525	\$2,046	\$6



Wyoming Department of Transportation  
5300 Bishop Blvd  
Cheyenne, WY 82009

## STATE TRANSPORTATION IMPROVEMENT PROJECTS ENGINEERING & CONSTRUCTION

WYCN002B

### Natrona County

#### Transportation Projects

Fiscal Year: 2026

Trans Comm Dist	Project		General Location Detail Location	Begin RM	End RM	Length	Character of Work	Cost \$1,000						
								PE FY	PE	CE & CON	TOTAL	FED	ST	OTH
7	STP	0505021	CASPER TO GLENROCK US 20/26/287/CASPER EAST SECTION	176.39	183.91	7.52	PAVEMENT REHABILITATION	2020	274	5,219	5,493	4,971	522	0
7	NHPP	N212126	MUDDY GAP TO CASPER WYO 220	58.30	65.10	6.80	PAVEMENT REHABILITATION	2024	522	7,332	7,854	7,107	747	0
7	STP	P421027	EDGERTON TO WRIGHT MEADOW CREEK/WY 387	102.05	109.00	6.95	PAVEMENT REHABILITATION	2023	267	3,897	4,163	3,767	396	0
7	STP	W253007	CASPER WY 253/CASPER HAT SIX	1.08	10.90	9.82	PAVEMENT REHABILITATION	2020	226	1,922	2,148	1,944	204	0
7	STP	W258026	CASPER WYOMING BLVD/WY 258	12.66	16.81	4.15	PAVEMENT REHABILITATION	2021	250	4,549	4,799	4,342	456	0
FY TOTAL:						35.24			\$1,539	\$22,919	\$24,457	\$22,131	\$2,325	\$0



Wyoming Department of Transportation  
5300 Bishop Blvd  
Cheyenne, WY 82009

## STATE TRANSPORTATION IMPROVEMENT PROJECTS ENGINEERING & CONSTRUCTION

WYCN002B

### Natrona County

#### Aeronautics Projects

Fiscal Year: 2026

Aero Comm Dist	Project		General Location		Character of Work	Cost \$1,000						
						PE FY	PE	CE & CON	TOTAL	FED	ST	OTH
3	AERO	ACP001H	CASPER		AIRCRAFT RESCUE FIRE TRAINING		0	60	60	0	54	6
3	AERO	ACP030A	CASPER		AIRPORT EQUIPMENT		0	110	110	0	55	55
FY TOTAL:							\$0	\$170	\$170	\$0	\$109	\$61
Grand Total: 2026, Natrona County							\$1,539	\$23,089	\$24,627	\$22,131	\$2,434	\$61

#### Transportation Projects

Fiscal Year: 2027

Trans Comm Dist	Project		General Location Detail Location	Begin RM	End RM	Length	Character of Work	Cost \$1,000						
								PE FY	PE	CE & CON	TOTAL	FED	ST	OTH
7	STP-GM	1301020	CASPER CASPER MOUNTAIN ROAD/WY 251	6.00	8.35	2.35	SLIDE REPAIR	2020	145	3,190	3,335	3,018	317	0
7	NHPP	N341118	CASPER US 20/26, JCT WY 251/255	1.20	3.86	2.66	PAVEMENT REHABILITATION	2023	465	6,701	7,165	6,475	690	0
FY TOTAL:						5.01			\$610	\$9,891	\$10,500	\$9,493	\$1,007	\$0

#### Aeronautics Projects

Fiscal Year: 2027

Aero Comm Dist	Project		General Location		Character of Work	Cost \$1,000						
						PE FY	PE	CE & CON	TOTAL	FED	ST	OTH
2	AERO	ACP001I	CASPER		AIRCRAFT RESCUE FIRE TRAINING		0	60	60	0	54	6
3	AERO	ACP019A	CASPER		BUILDINGS		0	350	350	0	280	70
3	AERO	ACP036A	CASPER		AIRPORT EQUIPMENT		0	1,253	1,253	1,175	47	31
FY TOTAL:							\$0	\$1,663	\$1,663	\$1,175	\$381	\$107
Grand Total: 2027, Natrona County							\$610	\$11,554	\$12,163	\$10,668	\$1,388	\$107



Wyoming Department of Transportation  
5300 Bishop Blvd  
Cheyenne, WY 82009

## STATE TRANSPORTATION IMPROVEMENT PROJECTS ENGINEERING & CONSTRUCTION

WYCN002B

### Natrona County

#### Transportation Projects

Fiscal Year: 2028

Trans Comm Dist	Project		General Location Detail Location	Begin RM	End RM	Length	Character of Work	Cost \$1,000										
								PE FY	PE	CE & CON	TOTAL	FED	ST	OTH				
M	HI-BFP	B282002	TRANSPORTATION DISTRICT 2 BRIDGE REPLACEMENT (BUC)	57.62	57.62	0.00	BRIDGE REPLACEMENT		407	4,477	4,884	4,419	464	0				
7	NHPPI	I254172	CASPER NBL & SBL	180.16	184.58	4.42	PAVEMENT REHABILITATION		810	11,938	12,748	11,825	923	0				
7	NHPP	N341119	CASPER TO NATRONA	10.37	21.24	10.87	PAVEMENT REHABILITATION		1,097	16,169	17,266	15,624	1,642	0				
7	STP	W258027	CASPER	10.45	12.66	2.21	PAVEMENT REHABILITATION		408	6,015	6,423	5,812	611	0				
FY TOTAL:											17.50		\$2,722	\$38,599	\$41,321	\$37,680	\$3,640	\$0
Grand Total: 2028, Natrona County													\$2,722	\$38,599	\$41,321	\$37,680	\$3,640	\$0



Wyoming Department of Transportation  
5300 Bishop Blvd  
Cheyenne, WY 82009

## STATE TRANSPORTATION IMPROVEMENT PROJECTS ENGINEERING & CONSTRUCTION

WYCN002B

### Natrona County

#### Transportation Projects

Fiscal Year: Future Year

Trans Comm Dist	Project		General Location Detail Location	Begin RM	End RM	Length	Character of Work	Cost \$1,000											
								PE FY	PE	CE & CON	TOTAL	FED	ST	OTH					
7	SCP-TC	N341115	CASPER TO SHOSHONI NATRONA WEST-POWDER RIVER US 20/26/87	30.06	43.32	13.26	PAVEMENT REHABILITATION	2019	257	13,785	14,042	232	13,809	0					
7	STP	P421026	EDGERTON SMOKEY GAP SECTION/WY 387	93.54	100.85	7.31	PAVEMENT REHABILITATION	2020	167	11,882	12,049	10,903	1,146	0					
FY TOTAL:												20.57		\$424	\$25,667	\$26,091	\$11,135	\$14,955	\$0
Grand Total: Future Year, Natrona County														\$424	\$25,667	\$26,091	\$11,135	\$14,955	\$0



Wyoming Department of Transportation  
5300 Bishop Blvd  
Cheyenne, WY 82009





## STATE TRANSPORTATION IMPROVEMENT PROJECTS COUNTY TOTAL

WYCN00102SUM


County		Transportation Projects	Communications Projects	Transit Projects	Aeronautics Projects	Total
Natrona	2023	\$75,796,000	\$0	\$530,000	\$8,098,000	\$84,424,000
	2024	\$10,243,000	\$0	\$0	\$1,171,000	\$11,414,000
	2025	\$27,517,000	\$0	\$0	\$60,000	\$27,577,000
	2026	\$24,457,000	\$0	\$0	\$170,000	\$24,627,000
	2027	\$10,500,000	\$0	\$0	\$1,663,000	\$12,163,000
	2028	\$41,321,000	\$0	\$0	\$0	\$41,321,000
	Future Year	\$26,091,000	\$0	\$0	\$0	\$26,091,000
	<b>Total</b>	<b>\$215,925,000</b>	<b>\$0</b>	<b>\$530,000</b>	<b>\$11,162,000</b>	<b>\$227,617,000</b>

# NIOBRARA COUNTY

## Key to FY 2023 STIP

- 2023
- Future
-  Communications
-  Aeronautics
-  Transit
-  Urban Boundary

### MAP KEY







Wyoming Department of Transportation  
5300 Bishop Blvd  
Cheyenne, WY 82009

## STATE TRANSPORTATION IMPROVEMENT PROJECTS ENGINEERING & CONSTRUCTION

WYCN002B

### Niobrara County

#### Transit Projects

Fiscal Year: 2023

Trans Comm Dist	Project		General Location Eligible Provider	Funding Source	Character of Work	Cost \$1,000						
						PE FY	PE	CE & CON	TOTAL	FED	ST	OTH
6	FTA	FT23224	LUSK NIOBRARA SENIOR CENTER, INC.	STATE	OPERATING/ADMIN/MAINT		0	61	61	0	39	22
FY TOTAL:							\$0	\$61	\$61	\$0	\$39	\$22

#### Aeronautics Projects

Fiscal Year: 2023

Aero Comm Dist	Project		General Location		Character of Work	Cost \$1,000						
						PE FY	PE	CE & CON	TOTAL	FED	ST	OTH
3	AERO	ALS012A	LUSK		AIRPORT EQUIPMENT		0	200	200	180	12	8
3	AERO	ALS014A	LUSK		FENCING		0	122	122	110	7	5
FY TOTAL:							\$0	\$322	\$322	\$290	\$19	\$13
Grand Total: 2023, Niobrara County							\$0	\$383	\$383	\$290	\$58	\$35

#### Transportation Projects

Fiscal Year: 2024

Trans Comm Dist	Project		General Location Detail Location	Begin RM	End RM	Length	Character of Work	Cost \$1,000						
								PE FY	PE	CE & CON	TOTAL	FED	ST	OTH
6	STP	N854075	LUSK TO MULE CREEK JUNCTION HAT CREEK-RED BIRD SOUTH/US 85	175.31	184.93	9.62	PAVEMENT RESURFACE	2023	10	478	487	441	46	0
FY TOTAL:						9.62			\$10	\$478	\$487	\$441	\$46	\$0

#### Aeronautics Projects

Fiscal Year: 2024

Aero Comm Dist	Project		General Location		Character of Work	Cost \$1,000						
						PE FY	PE	CE & CON	TOTAL	FED	ST	OTH
3	AERO	ALS005A	LUSK		PAVEMENT MAINTENANCE		0	200	200	180	12	8
FY TOTAL:							\$0	\$200	\$200	\$180	\$12	\$8



Wyoming Department of Transportation  
5300 Bishop Blvd  
Cheyenne, WY 82009

## STATE TRANSPORTATION IMPROVEMENT PROJECTS ENGINEERING & CONSTRUCTION

WYCN002B

### Niobrara County

Grand Total: 2024, Niobrara County

\$10 \$678 \$687 \$621 \$58 \$8

### Transportation Projects

Fiscal Year: 2025

Trans Comm Dist	Project		General Location Detail Location	Begin RM	End RM	Length	Character of Work	Cost \$1,000						
								PE FY	PE	CE & CON	TOTAL	FED	ST	OTH
6	NHPP	N854086	LUSK HAT CREEK/US 85	150.22	162.97	12.75	PAVEMENT REHABILITATION	2020	1,090	8,531	9,621	8,706	915	0
FY TOTAL: 12.75									\$1,090	\$8,531	\$9,621	\$8,706	\$915	\$0
Grand Total: 2025, Niobrara County									\$1,090	\$8,531	\$9,621	\$8,706	\$915	\$0

### Aeronautics Projects

Fiscal Year: 2026

Aero Comm Dist	Project		General Location		Character of Work	Cost \$1,000						
						PE FY	PE	CE & CON	TOTAL	FED	ST	OTH
3	AERO	ALS003A	LUSK		PAVEMENT EXPANSION		0	1,056	1,056	950	63	42
FY TOTAL:							\$0	\$1,056	\$1,056	\$950	\$63	\$42
Grand Total: 2026, Niobrara County							\$0	\$1,056	\$1,056	\$950	\$63	\$42



Wyoming Department of Transportation  
5300 Bishop Blvd  
Cheyenne, WY 82009





## STATE TRANSPORTATION IMPROVEMENT PROJECTS COUNTY TOTAL

WYCN00102SUM


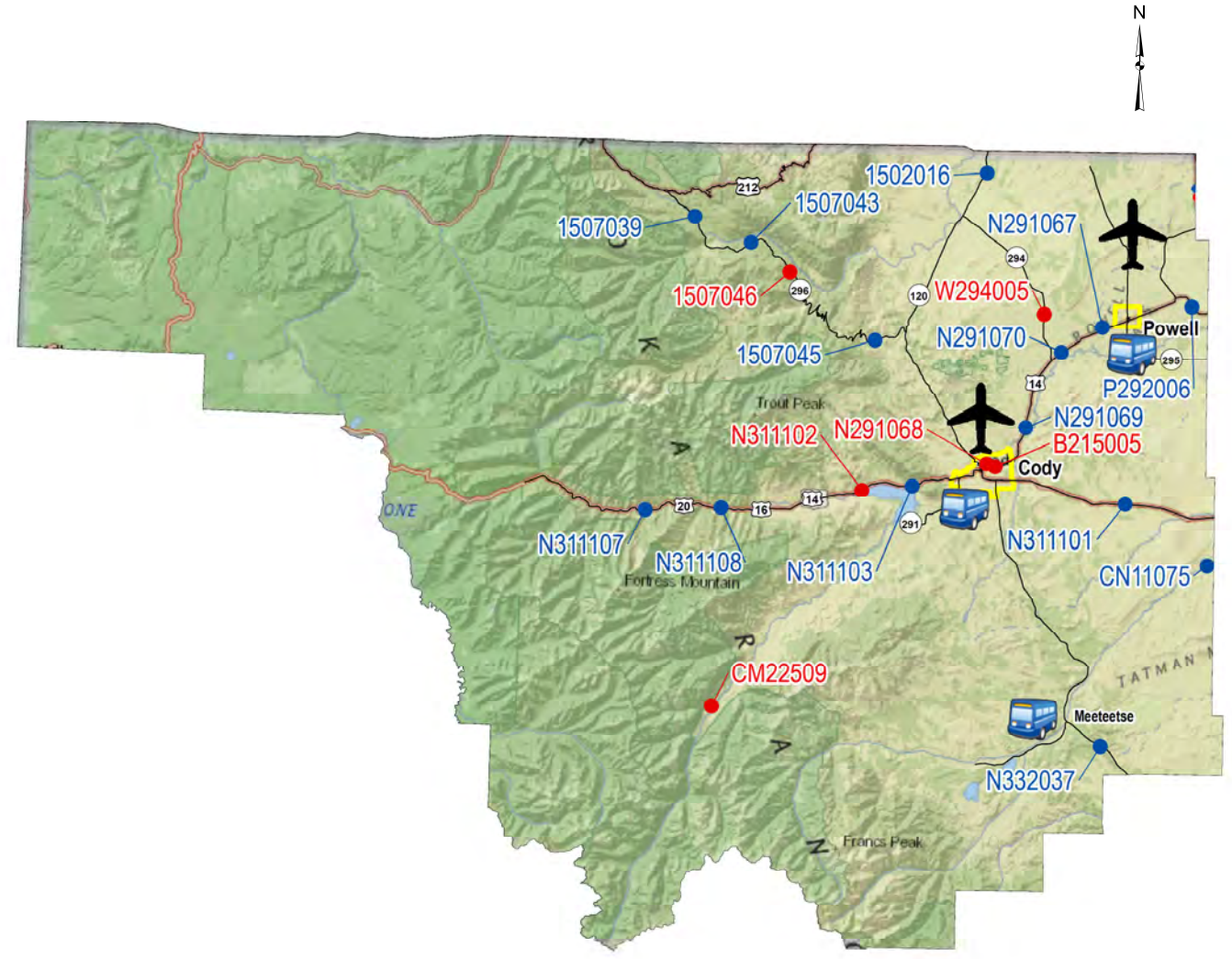
County		Transportation Projects	Communications Projects	Transit Projects	Aeronautics Projects	Total
Niobrara	2023	\$0	\$0	\$61,000	\$322,000	\$383,000
	2024	\$487,000	\$0	\$0	\$200,000	\$687,000
	2025	\$9,621,000	\$0	\$0	\$0	\$9,621,000
	2026	\$0	\$0	\$0	\$1,056,000	\$1,056,000
	<b>Total</b>	<b>\$10,108,000</b>	<b>\$0</b>	<b>\$61,000</b>	<b>\$1,578,000</b>	<b>\$11,747,000</b>

# PARK COUNTY

## Key to FY 2023 STIP




- 2023
- Future
-  Communications
-  Aeronautics
-  Transit
-  Urban Boundary

### MAP KEY

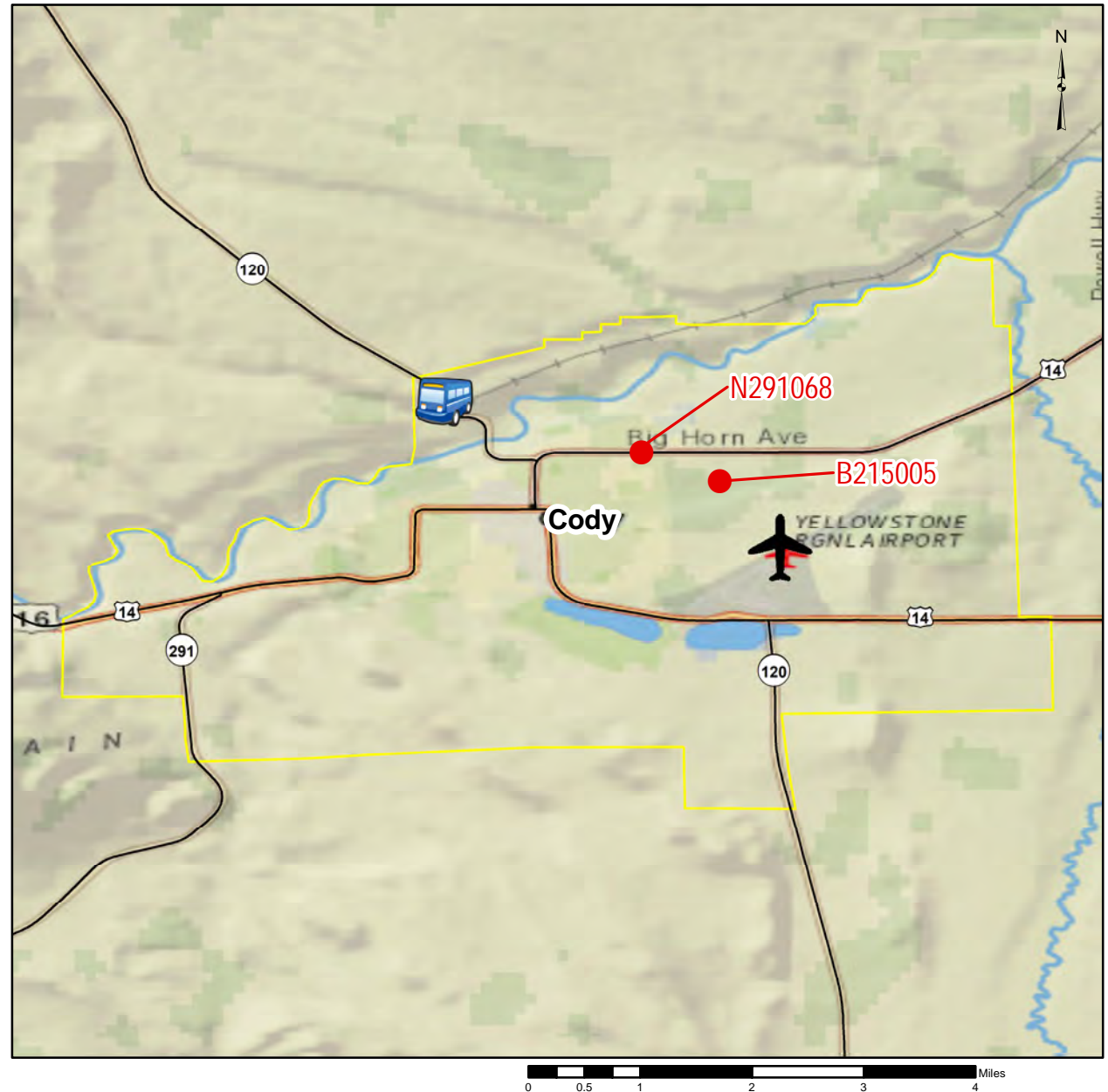
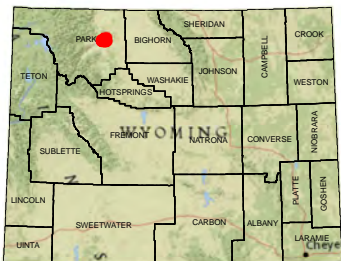


# CODY INSET

## Key to FY 2023 STIP

- 2023
- Future
-  Communications
-  Aeronautics
-  Transit
- Urban Boundary





### MAP KEY



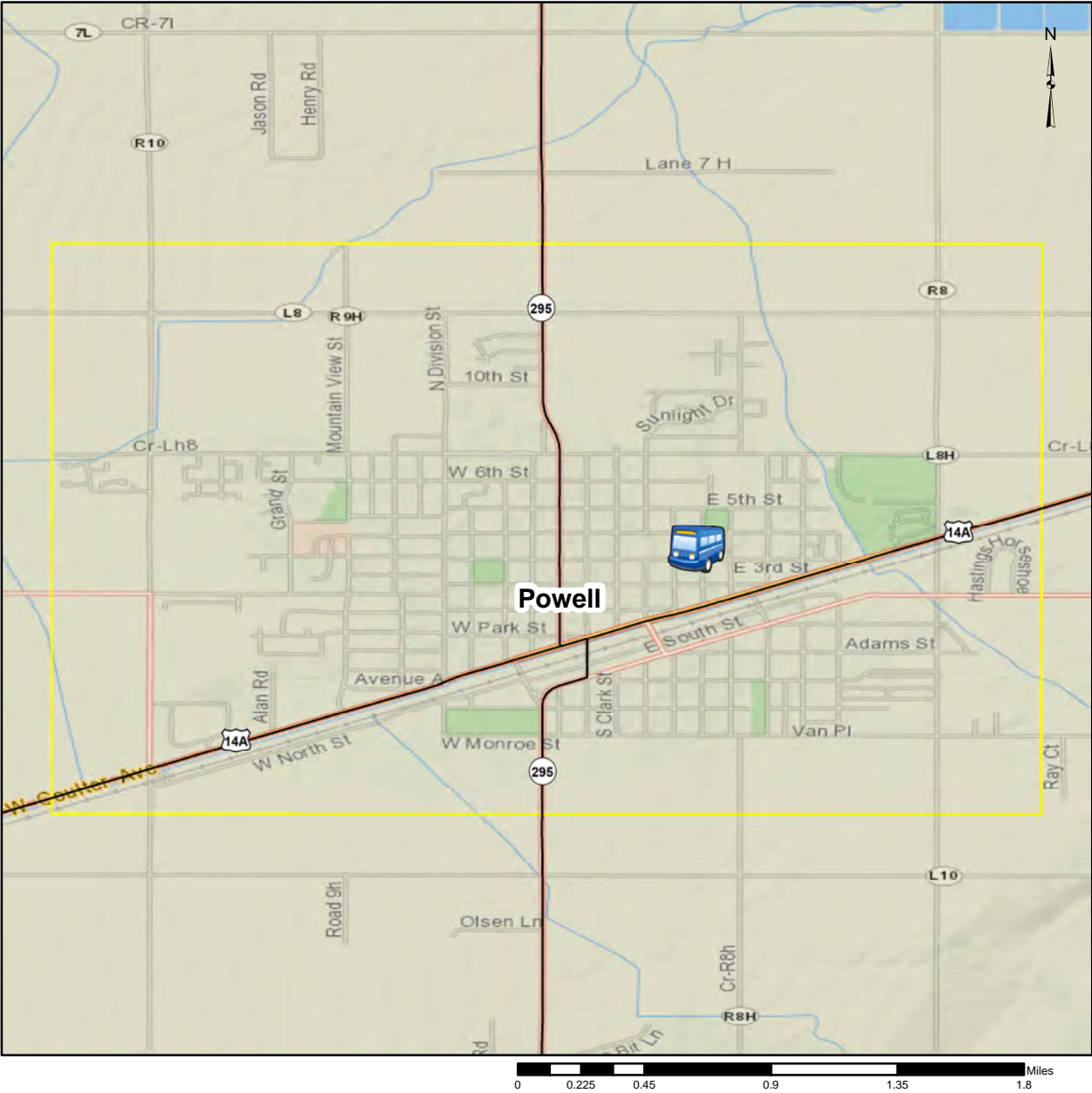


# POWELL INSET

## Key to FY 2023 STIP

- 2023
- Future
-  Communications
-  Aeronautics
-  Transit
-  Urban Boundary

## MAP KEY





Wyoming Department of Transportation  
5300 Bishop Blvd  
Cheyenne, WY 82009

## STATE TRANSPORTATION IMPROVEMENT PROJECTS ENGINEERING & CONSTRUCTION

WYCN002B

### Park County

#### Transportation Projects

Fiscal Year: 2023

Trans Comm Dist	Project		General Location Detail Location	Begin RM	End RM	Length	Character of Work	Cost \$1,000						
								PE FY	PE	CE & CON	TOTAL	FED	ST	OTH
5	STP-GM	1507046	CHIEF JOSEPH WY 296/VARIOUS LOCATIONS	18.70	18.70	0.00	SLIDE REPAIR	2020	50	1,257	1,306	1,182	124	0
5	STPU-CO	B215005	CODY COUGAR AVENUE BETWEEN FREEDOM STREET AND US14A	103.55	103.55	0.00	NEW CONSTRUCTION	2018	22	0	22	20	0	2
5	CM	CM22509	PARK COUNTY VARIOUS COUNTY ROADS LPA-PARK COUNTY	25.93	33.26	7.33	ENVIRONMENTAL		0	110	110	88	0	22
5	NHPP	N291068	CODY US 14A WITHIN CITY LIMITS OF CODY AT THE INTERSECTION OF BIG HORN AVENUE AND BLACKBURN STREET	1.13	1.13	0.00	TRAFFIC SYSTEMS		50	530	580	580	0	0
5	NHPP	N311102	YELLOWSTONE TO CODY BUFFALO BILL RESERVOIR/US 14/16/20	36.41	41.69	5.28	PAVEMENT REHABILITATION	2020	100	7,238	7,338	6,640	698	0
5	STP	W294005	RALSTON NORTH/BADGER BASIN SECTION/WY 294	0.01	9.84	9.84	PAVEMENT REHABILITATION	2020	360	5,710	6,070	5,492	577	0
FY TOTAL:						22.45			\$582	\$14,845	\$15,426	\$14,002	\$1,399	\$24



Wyoming Department of Transportation  
5300 Bishop Blvd  
Cheyenne, WY 82009

## STATE TRANSPORTATION IMPROVEMENT PROJECTS ENGINEERING & CONSTRUCTION

WYCN002B

### Park County

#### Transit Projects

Fiscal Year: 2023

Trans Comm Dist	Project		General Location Eligible Provider	Funding Source	Character of Work	Cost \$1,000						
						PE FY	PE	CE & CON	TOTAL	FED	ST	OTH
5	FTA	FT23525	CODY CODY COUNCIL ON AGING, INC.	5311	OPERATING/ADMIN/MAINT		0	207	207	136	0	71
5	FTA	FT23526	MEETEETSE MEETEETSE RECREATION DISTRICT	STATE	OPERATING/ADMIN/MAINT		0	27	27	0	19	9
5	FTA	FT23544	POWELL POWELL SENIOR CITIZENS AGO-GO, INC.	5311	OPERATING/ADMIN/MAINT		0	139	139	84	0	55
FY TOTAL:							\$0	\$373	\$373	\$220	\$19	\$135

#### Aeronautics Projects

Fiscal Year: 2023

Aero Comm Dist	Project		General Location		Character of Work	Cost \$1,000						
						PE FY	PE	CE & CON	TOTAL	FED	ST	OTH
4	AERO	ACO008A	CODY		PAVEMENT MAINTENANCE		0	500	500	0	450	50
4	AERO	ACO015A	CODY		PAVEMENT REHABILITATION		0	1,081	1,081	1,027	32	22
4	AERO	ACO025C	CODY		PAVEMENT REHABILITATION		0	1,067	1,067	1,000	40	27
4	AERO	ACO025E	CODY		PAVEMENT REHABILITATION		0	1,081	1,081	1,027	32	22
4	AERO	APO003A	POWELL		PLANNING STUDY		0	333	333	300	20	13
4	AERO	APO004A	POWELL		PAVEMENT MAINTENANCE		0	232	232	0	209	23
FY TOTAL:							\$0	\$4,294	\$4,294	\$3,354	\$783	\$157
Grand Total: 2023, Park County							\$582	\$19,512	\$20,093	\$17,576	\$2,201	\$316





Wyoming Department of Transportation  
5300 Bishop Blvd  
Cheyenne, WY 82009

## STATE TRANSPORTATION IMPROVEMENT PROJECTS ENGINEERING & CONSTRUCTION

WYCN002B

### Park County

#### Transportation Projects

Fiscal Year: 2024

Trans Comm Dist	Project		General Location Detail Location	Begin RM	End RM	Length	Character of Work	Cost \$1,000						
								PE FY	PE	CE & CON	TOTAL	FED	ST	OTH
5	NHPP	N311101	CODY TO GREYBULL EAGLE PASS SECTION/US 14/16/20/STRUCTURE NO. CAA	60.90	75.72	14.82	PAVEMENT REHABILITATION	2021	200	9,153	9,353	8,463	889	0
5	NHPP-GM	N311103	YELLOWSTONE NATIONAL PARK TO CODY US 14/16/20	44.15	45.78	1.63	DRAINAGE REPAIR	2021	45	2,000	2,045	1,850	194	0
FY TOTAL:				16.45					\$245	\$11,153	\$11,398	\$10,313	\$1,083	\$0

#### Aeronautics Projects

Fiscal Year: 2024

Aero Comm Dist	Project		General Location		Character of Work	Cost \$1,000							
						PE FY	PE	CE & CON	TOTAL	FED	ST	OTH	
4	AERO	ACO020A	CODY		PAVEMENT EXPANSION		0	1,067	1,067	1,000	40	27	
4	AERO	APO011A	POWELL		AIRPORT EQUIPMENT		0	333	333	300	20	13	
FY TOTAL:								\$0	\$1,400	\$1,400	\$1,300	\$60	\$40
Grand Total: 2024, Park County							\$245	\$12,553	\$12,798	\$11,613	\$1,143	\$40	



Wyoming Department of Transportation  
5300 Bishop Blvd  
Cheyenne, WY 82009

## STATE TRANSPORTATION IMPROVEMENT PROJECTS ENGINEERING & CONSTRUCTION

WYCN002B

### Park County

#### Transportation Projects

Fiscal Year: 2025

Trans Comm Dist	Project		General Location Detail Location	Begin RM	End RM	Length	Character of Work	Cost \$1,000						
								PE FY	PE	CE & CON	TOTAL	FED	ST	OTH
5	SCP-TC	1507039	CHIEF JOSEPH SUNLIGHT/SWAMP LAKE/WY 296	0.00	8.48	8.48	PAVEMENT REHABILITATION	2020	196	3,962	4,158	177	3,980	0
5	HSIP	N291069	CODY TO POWELL US 14A/COUNTY ROAD 2AB	7.34	7.34	0.00	SAFETY IMPROVEMENTS		50	380	430	389	41	0
FY TOTAL:						8.48			\$246	\$4,342	\$4,588	\$566	\$4,021	\$0

#### Aeronautics Projects

Fiscal Year: 2025

Aero Comm Dist	Project		General Location		Character of Work	Cost \$1,000						
						PE FY	PE	CE & CON	TOTAL	FED	ST	OTH
4	AERO	ACO012A	CODY		PAVEMENT REHABILITATION		0	1,067	1,067	1,000	40	27
FY TOTAL:							\$0	\$1,067	\$1,067	\$1,000	\$40	\$27
Grand Total: 2025, Park County							\$246	\$5,409	\$5,655	\$1,566	\$4,061	\$27



Wyoming Department of Transportation  
5300 Bishop Blvd  
Cheyenne, WY 82009

## STATE TRANSPORTATION IMPROVEMENT PROJECTS ENGINEERING & CONSTRUCTION

WYCN002B

### Park County

#### Transportation Projects

Fiscal Year: 2026

Trans Comm Dist	Project		General Location Detail Location	Begin RM	End RM	Length	Character of Work	Cost \$1,000						
								PE FY	PE	CE & CON	TOTAL	FED	ST	OTH
5	HI-BFP	CN11075	PARK COUNTY COUNTY ROAD 3XQ OVER GREYBULL RIVER STRUCTURE NO. EH2	0.90	0.90	0.00	BRIDGE REPLACEMENT		213	1,917	2,130	2,130	0	0
5	NHPP	N291067	CODY TO POWELL US 14A	18.69	23.78	5.09	PAVEMENT REHABILITATION	2019	300	4,212	4,512	4,083	429	0
5	NHPP	N311107	YELLOWSTONE NATIONAL PARK TO CODY PALISADES SECTION/US 14/16/20	10.25	20.10	9.85	PAVEMENT REHABILITATION	2023	490	7,154	7,644	6,917	727	0
5	STP	P292006	GARLAND TO BYRON MOUNTAIN SECTION/US 14A	29.52	34.33	4.81	PAVEMENT REHABILITATION	2023	280	3,942	4,222	3,812	411	0
FY TOTAL:				19.76					\$1,283	\$17,225	\$18,508	\$16,942	\$1,567	\$0

#### Aeronautics Projects

Fiscal Year: 2026

Aero Comm Dist	Project		General Location		Character of Work	Cost \$1,000						
						PE FY	PE	CE & CON	TOTAL	FED	ST	OTH
4	AERO	ACO012B	CODY		PAVEMENT REHABILITATION		0	1,067	1,067	1,000	40	27
FY TOTAL:							\$0	\$1,067	\$1,067	\$1,000	\$40	\$27
Grand Total: 2026, Park County							\$1,283	\$18,292	\$19,575	\$17,942	\$1,607	\$27



Wyoming Department of Transportation  
5300 Bishop Blvd  
Cheyenne, WY 82009

## STATE TRANSPORTATION IMPROVEMENT PROJECTS ENGINEERING & CONSTRUCTION

WYCN002B

### Park County

#### Transportation Projects

Fiscal Year: 2027

Trans Comm Dist	Project		General Location Detail Location	Begin RM	End RM	Length	Character of Work	Cost \$1,000						
								PE FY	PE	CE & CON	TOTAL	FED	ST	OTH
5	STP	1502016	CODY TO MONTANA WY 120	132.80	137.53	4.73	PAVEMENT REHABILITATION	2024	182	2,680	2,863	2,590	272	0
5	STP	1507043	CHIEF JOSEPH SUGAR LOAF/WY 296	8.45	17.19	8.74	PAVEMENT REHABILITATION	2022	202	5,842	6,044	5,469	575	0
5	NHPP	N332037	THERMOPOLIS TO MEETEETSE MEETEETSE SOUTH/WY 120	43.10	51.49	8.39	PAVEMENT REHABILITATION	2020	150	5,312	5,462	4,943	519	0
FY TOTAL:								21.86	\$534	\$13,834	\$14,369	\$13,002	\$1,366	\$0

#### Aeronautics Projects

Fiscal Year: 2027

Aero Comm Dist	Project		General Location		Character of Work	Cost \$1,000						
						PE FY	PE	CE & CON	TOTAL	FED	ST	OTH
4	AERO	ACO026A	CODY		PAVEMENT MAINTENANCE		0	550	550	0	495	55
4	AERO	APO018A	POWELL		PAVEMENT REHABILITATION		0	3,444	3,444	3,100	207	138
4	AERO	APO019A	POWELL		PAVEMENT MAINTENANCE		0	236	236	0	212	24
FY TOTAL:							\$0	\$4,230	\$4,230	\$3,100	\$914	\$217
Grand Total: 2027, Park County							\$534	\$18,064	\$18,599	\$16,102	\$2,280	\$217



Wyoming Department of Transportation  
5300 Bishop Blvd  
Cheyenne, WY 82009

## STATE TRANSPORTATION IMPROVEMENT PROJECTS ENGINEERING & CONSTRUCTION

WYCN002B

### Park County

#### Transportation Projects

Fiscal Year: 2028

Trans Comm Dist	Project		General Location Detail Location	Begin RM	End RM	Length	Character of Work	Cost \$1,000							
								PE FY	PE	CE & CON	TOTAL	FED	ST	OTH	
5	STP-RF	1507045	CHIEF JOSEPH TWO DOT SECTION/WY 296	38.20	46.20	8.00	FENCING	2020	25	421	446	403	42	0	
5	NHPP	N291070	CODY TO POWELL	13.88	18.70	4.82	PAVEMENT REHABILITATION		545	8,041	8,586	7,770	817	0	
5	NHPP	N311108	YELLOWSTONE NATIONAL PARK TO CODY US 14/16/20	20.10	27.47	7.37	PAVEMENT REHABILITATION		300	4,422	4,722	4,273	449	0	
FY TOTAL:									20.19	\$870	\$12,884	\$13,754	\$12,446	\$1,308	\$0
Grand Total: 2028, Park County									\$870	\$12,884	\$13,754	\$12,446	\$1,308	\$0	



Wyoming Department of Transportation  
5300 Bishop Blvd  
Cheyenne, WY 82009





## STATE TRANSPORTATION IMPROVEMENT PROJECTS COUNTY TOTAL

WYCN00102SUM

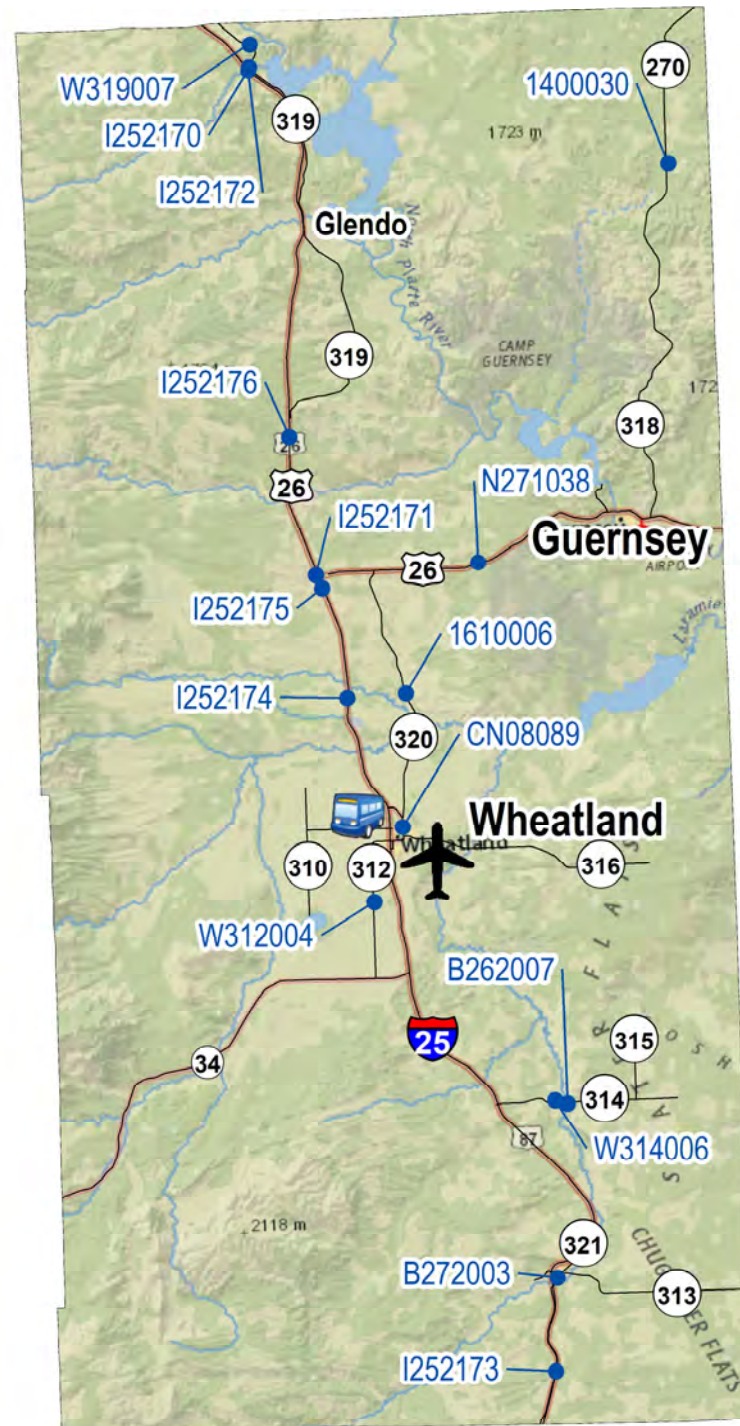
County		Transportation Projects	Communications Projects	Transit Projects	Aeronautics Projects	Total
Park	2023	\$15,426,000	\$0	\$373,000	\$4,294,000	\$20,093,000
	2024	\$11,398,000	\$0	\$0	\$1,400,000	\$12,798,000
	2025	\$4,588,000	\$0	\$0	\$1,067,000	\$5,655,000
	2026	\$18,508,000	\$0	\$0	\$1,067,000	\$19,575,000
	2027	\$14,369,000	\$0	\$0	\$4,230,000	\$18,599,000
	2028	\$13,754,000	\$0	\$0	\$0	\$13,754,000
	<b>Total</b>	<b>\$78,043,000</b>	<b>\$0</b>	<b>\$373,000</b>	<b>\$12,058,000</b>	<b>\$90,474,000</b>

# PLATTE COUNTY

## Key to FY 2023 STIP

- 2023
- Future
-  Communications
-  Aeronautics
-  Transit
-  Urban Boundary

### MAP KEY





Wyoming Department of Transportation  
5300 Bishop Blvd  
Cheyenne, WY 82009

## STATE TRANSPORTATION IMPROVEMENT PROJECTS ENGINEERING & CONSTRUCTION

WYCN002B

### Platte County

#### Transit Projects

Fiscal Year: 2023

Trans Comm Dist	Project		General Location Eligible Provider	Funding Source	Character of Work	Cost \$1,000						
						PE FY	PE	CE & CON	TOTAL	FED	ST	OTH
1	FTA	FT23227	WHEATLAND SERVICES FOR SENIORS, INC.	5311	OPERATING/ADMIN/MAINT		0	121	121	74	0	48
FY TOTAL:							\$0	\$121	\$121	\$74	\$0	\$48

#### Aeronautics Projects

Fiscal Year: 2023

Aero Comm Dist	Project		General Location		Character of Work	Cost \$1,000						
						PE FY	PE	CE & CON	TOTAL	FED	ST	OTH
1	AERO	AEA006A	WHEATLAND		ACQUIRE LAND/EASEMENT		0	333	333	300	20	13
1	AERO	AEA006B	WHEATLAND		ACQUIRE LAND/EASEMENT		0	167	167	0	150	17
1	AERO	AEA018A	WHEATLAND		AIRPORT EQUIPMENT		0	353	353	318	21	14
FY TOTAL:							\$0	\$853	\$853	\$618	\$191	\$44
Grand Total: 2023, Platte County							\$0	\$974	\$974	\$692	\$191	\$92





Wyoming Department of Transportation  
5300 Bishop Blvd  
Cheyenne, WY 82009

## STATE TRANSPORTATION IMPROVEMENT PROJECTS ENGINEERING & CONSTRUCTION

WYCN002B

### Platte County

#### Transportation Projects

Fiscal Year: 2024

Trans Comm Dist	Project		General Location Detail Location	Begin RM	End RM	Length	Character of Work	Cost \$1,000						
								PE FY	PE	CE & CON	TOTAL	FED	ST	OTH
1	STP	1610006	WHEATLAND TO DWYER JUNCTION WY 320	0.00	12.33	12.33	PAVEMENT REHABILITATION	2022	388	5,142	5,529	5,004	526	0
1	STP-CR	CN08089	PLATTE COUNTY TOWN OF WHEATLAND/16TH STREET/SOUTH STREET TO SWANSON ROAD	79.40	81.72	2.32	RECONSTRUCTION	2019	1,336	6,753	8,090	5,609	0	2,481
1	HSIP	I252175	WHEATLAND TO DWYER JUNCTION I-25 SOUTHBOUND LANE	91.80	92.10	0.30	SAFETY IMPROVEMENTS		21	500	521	521	0	0
1	NHPP	N271038	DWYER JUNCTION TO GUERNSEY US 26	0.50	14.70	14.20	PAVEMENT RESURFACE	2023	15	705	720	651	68	0
1	RHC-P	W314006	PLATTE COUNTY BNSF/DOT #245478R	2.91	2.91	0.00	RAILROAD		0	255	255	230	0	26
FY TOTAL:									1,760	13,355	15,115	12,015	594	2,507

#### Aeronautics Projects

Fiscal Year: 2024

Aero Comm Dist	Project		General Location		Character of Work	Cost \$1,000						
						PE FY	PE	CE & CON	TOTAL	FED	ST	OTH
1	AERO	AEA002A	WHEATLAND		PAVEMENT RECONSTRUCTION		0	889	889	800	53	36
FY TOTAL:							\$0	\$889	\$889	\$800	\$53	\$36



Wyoming Department of Transportation  
5300 Bishop Blvd  
Cheyenne, WY 82009

## STATE TRANSPORTATION IMPROVEMENT PROJECTS ENGINEERING & CONSTRUCTION

WYCN002B

### Platte County

Grand Total: 2024, Platte County

\$1,760

\$14,244

\$16,004

\$12,815

\$647

\$2,543

### Transportation Projects

Fiscal Year: 2025

Trans Comm Dist	Project		General Location Detail Location	Begin RM	End RM	Length	Character of Work	Cost \$1,000						
								PE FY	PE	CE & CON	TOTAL	FED	ST	OTH
7	NHPPI	I252172	WHEATLAND TO DOUGLAS GLENDO MARGINAL/I-25 NORTHBOUND LANE/STRUCTURE NO. CZM	114.78	120.82	6.04	PAVEMENT REHABILITATION	2022	318	4,183	4,500	4,175	326	0
FY TOTAL:						6.04			\$318	\$4,183	\$4,500	\$4,175	\$326	\$0

### Aeronautics Projects

Fiscal Year: 2025

Aero Comm Dist	Project		General Location		Character of Work	Cost \$1,000						
						PE FY	PE	CE & CON	TOTAL	FED	ST	OTH
1	AERO	AEA006D	WHEATLAND		ACQUIRE LAND/EASEMENT		0	133	133	0	120	13
FY TOTAL:							\$0	\$133	\$133	\$0	\$120	\$13
Grand Total: 2025, Platte County							\$318	\$4,316	\$4,633	\$4,175	\$446	\$13



Wyoming Department of Transportation  
5300 Bishop Blvd  
Cheyenne, WY 82009

## STATE TRANSPORTATION IMPROVEMENT PROJECTS ENGINEERING & CONSTRUCTION

WYCN002B

### Platte County

#### Transportation Projects

Fiscal Year: 2026

Trans Comm Dist	Project		General Location Detail Location	Begin RM	End RM	Length	Character of Work	Cost \$1,000						
								PE FY	PE	CE & CON	TOTAL	FED	ST	OTH
1	STP	1400030	HARTVILLE TO MANVILLE WY 270	511.47	517.30	5.83	PAVEMENT RESURFACE	2023	73	2,298	2,371	2,145	225	0
7	STP-BR	B262007	TRANSPORTATION DISTRICT 2 STRUCTURE NO. CUI	3.29	3.29	0.00	BRIDGE REPLACEMENT	2021	118	1,720	1,838	1,663	175	0
1	NHPPI	I252170	WHEATLAND TO DOUGLAS GLENDO MARGINAL I-25 SOUTHBOUND LANE	114.78	120.82	6.04	PAVEMENT REHABILITATION	2023	949	7,435	8,383	7,777	607	0
1	STP	W312004	WHEATLAND WHEATLAND SOUTH/WY 312	0.00	7.08	7.08	PAVEMENT REHABILITATION	2022	317	4,631	4,948	4,478	471	0
M	STP	W319007	GLENDO WY 319	212.41	226.13	13.72	PAVEMENT REHABILITATION	2021	240	5,374	5,614	5,080	534	0
FY TOTAL:						32.67			\$1,697	\$21,458	\$23,154	\$21,143	\$2,012	\$0



Wyoming Department of Transportation  
5300 Bishop Blvd  
Cheyenne, WY 82009

## STATE TRANSPORTATION IMPROVEMENT PROJECTS ENGINEERING & CONSTRUCTION

WYCN002B

### Platte County

#### Aeronautics Projects

Fiscal Year: 2026

Aero Comm Dist	Project		General Location		Character of Work	Cost \$1,000						
						PE FY	PE	CE & CON	TOTAL	FED	ST	OTH
1	AERO	AEA006C	WHEATLAND		ACQUIRE LAND/EASEMENT		0	333	333	300	20	13
1	AERO	AEA012A	WHEATLAND		PAVEMENT MAINTENANCE		0	170	170	0	153	17
FY TOTAL:							\$0	\$503	\$503	\$300	\$173	\$30
Grand Total: 2026, Platte County							\$1,697	\$21,961	\$23,657	\$21,443	\$2,185	\$30

#### Transportation Projects

Fiscal Year: 2027

Trans Comm Dist	Project		General Location Detail Location	Begin RM	End RM	Length	Character of Work	Cost \$1,000						
								PE FY	PE	CE & CON	TOTAL	FED	ST	OTH
1	STP-BR	B272003	TRANSPORTATION DISTRICT 2 STRUCTURE NO. ADA	26.90	26.90	0.00	BRIDGE REPLACEMENT	2023	427	4,700	5,127	4,640	488	0
1	NHPPI	I252173	CHEYENNE TO CHUGWATER CHUGWATER SOUTH/I-25	47.84	51.62	3.78	PAVEMENT REHABILITATION	2023	613	9,396	10,008	9,284	725	0
1	NHPPI	I252174	WHEATLAND TO DWYER JUNCTION STRUCTURE NOS. ADT, ADU, ADV, ADW, ADX, ADY, ADZ, AEA, AEB	81.50	91.50	10.00	PAVEMENT REHABILITATION	2024	759	11,185	11,944	11,079	865	0
1	NHPPI	I252176	NBL & SBL	97.41	100.73	3.32	PAVEMENT RESURFACE		146	2,808	2,953	2,740	214	0
FY TOTAL:						17.10			\$1,945	\$28,089	\$30,032	\$27,743	\$2,292	\$0
Grand Total: 2027, Platte County									\$1,945	\$28,089	\$30,032	\$27,743	\$2,292	\$0



Wyoming Department of Transportation  
5300 Bishop Blvd  
Cheyenne, WY 82009

## STATE TRANSPORTATION IMPROVEMENT PROJECTS ENGINEERING & CONSTRUCTION

WYCN002B

### Platte County

#### Transportation Projects

Fiscal Year: Future Year

Trans Comm Dist	Project		General Location Detail Location	Begin RM	End RM	Length	Character of Work	Cost \$1,000						
								PE FY	PE	CE & CON	TOTAL	FED	ST	OTH
1	NHF	I252171	WHEATLAND TO GLEND DWYER JUNCTION INTERCHANGE STRUCTURE NO. AEG, AEH	91.50	93.40	1.90	RECONSTRUCTION	2018	934	9,702	10,636	9,866	770	0
FY TOTAL:						1.90			\$934	\$9,702	\$10,636	\$9,866	\$770	\$0
Grand Total: Future Year, Platte County									\$934	\$9,702	\$10,636	\$9,866	\$770	\$0



Wyoming Department of Transportation  
5300 Bishop Blvd  
Cheyenne, WY 82009

## STATE TRANSPORTATION IMPROVEMENT PROJECTS COUNTY TOTAL





WYCN00102SUM

County		Transportation Projects	Communications Projects	Transit Projects	Aeronautics Projects	Total
Platte	2023	\$0	\$0	\$121,000	\$853,000	\$974,000
	2024	\$15,115,000	\$0	\$0	\$889,000	\$16,004,000
	2025	\$4,500,000	\$0	\$0	\$133,000	\$4,633,000
	2026	\$23,154,000	\$0	\$0	\$503,000	\$23,657,000
	2027	\$30,032,000	\$0	\$0	\$0	\$30,032,000
	Future Year	\$10,636,000	\$0	\$0	\$0	\$10,636,000
	<b>Total</b>	<b>\$83,437,000</b>	<b>\$0</b>	<b>\$121,000</b>	<b>\$2,378,000</b>	<b>\$85,936,000</b>

# SHERIDAN COUNTY




## Key to FY 2023 STIP

- 2023
- Future
-  Communications
-  Aeronautics
-  Transit
-  Urban Boundary






## MAP KEY

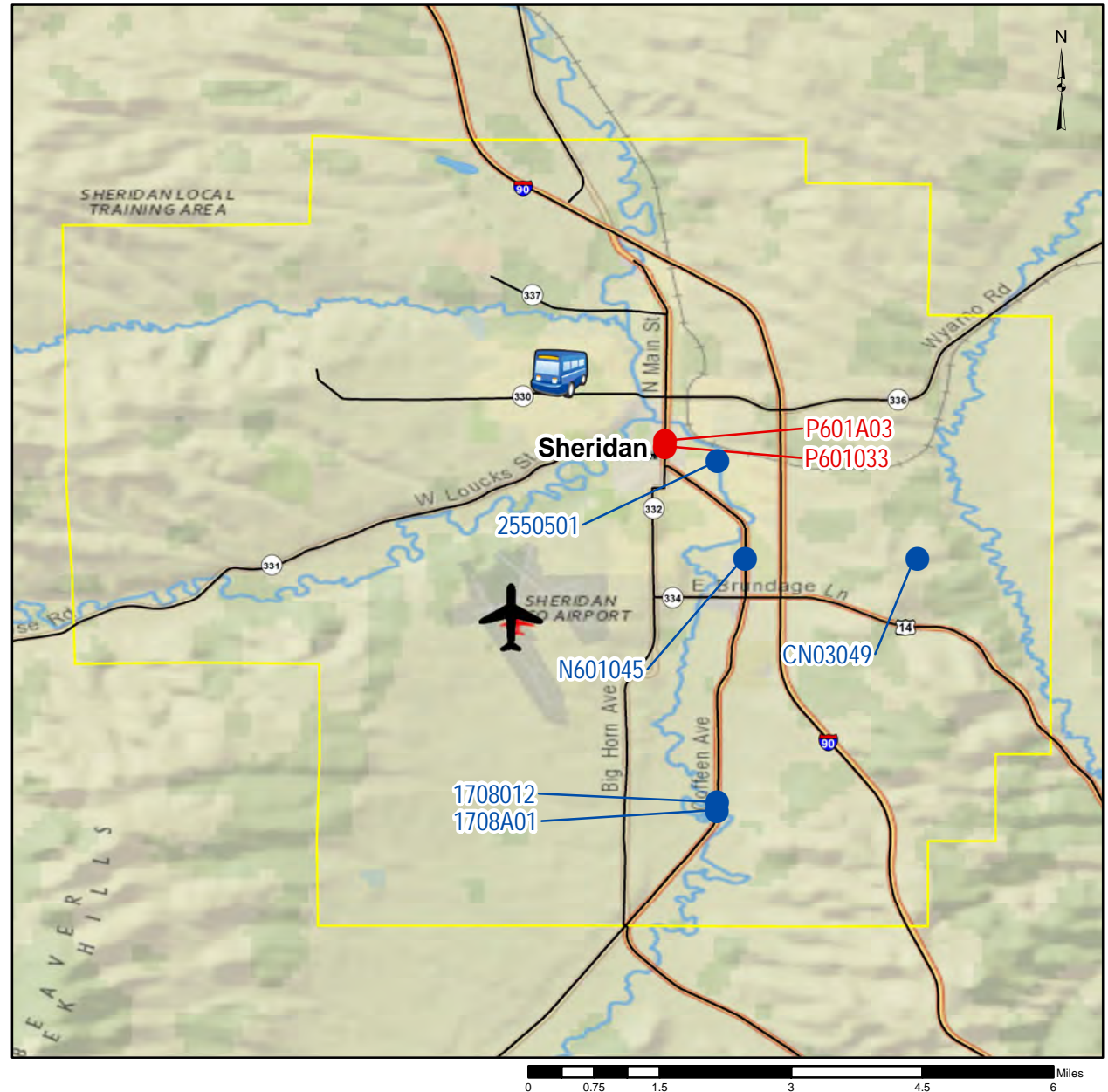
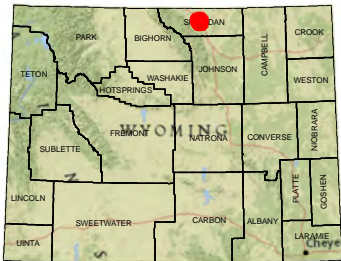


# SHERIDAN INSET

## Key to FY 2023 STIP

- 2023
- Future
-  Communications
-  Aeronautics
-  Transit
- Urban Boundary

### MAP KEY







Wyoming Department of Transportation  
5300 Bishop Blvd  
Cheyenne, WY 82009

## STATE TRANSPORTATION IMPROVEMENT PROJECTS ENGINEERING & CONSTRUCTION

WYCN002B

### Sheridan County

#### Transportation Projects

Fiscal Year: 2023

Trans Comm Dist	Project		General Location Detail Location	Begin RM	End RM	Length	Character of Work	Cost \$1,000						
								PE FY	PE	CE & CON	TOTAL	FED	ST	OTH
4	CD	CD21408	SHERIDAN PLANNING STUDY/BROOKS STREET BETWEEN WHITNEY & BURKITT ST ADJACENT TO SHERIDAN COUNTY COURTHOUSE LPA-SHERIDAN COUNTY	0.00	0.00	0.00	COMMUNITY DEVELOPMENT		48	0	48	38	10	0
4	RHC-P	CN03047	SHERIDAN COUNTY BNSF RRMP 651.99 DOT NO. 098768T	0.34	0.34	0.00	RAILROAD		0	250	250	225	0	25
6	NHPP	ND42202	RANCHESTER SHERIDAN COUNTY - US14 @ MP 69.8 DATE OF ACCIDENT 5/4/2022	69.80	69.80	0.00	SLIDE REPAIR		100	0	100	90	10	0
4	STP	P601033	SHERIDAN MAIN/DOW-BURKITT/US 87 STRUCTURE NO. BMS	22.97	23.51	0.54	PAVEMENT RESURFACE	2014	364	3,952	4,315	3,905	410	0
4	ARSCT	P601A03	SHERIDAN MAIN/DOW-BURKITT/US 87	22.88	23.46	0.58	UTILITY	2020	212	2,331	2,543	0	0	2,543
FY TOTAL:						1.12			\$724	\$6,533	\$7,256	\$4,258	\$430	\$2,568



Wyoming Department of Transportation  
5300 Bishop Blvd  
Cheyenne, WY 82009

## STATE TRANSPORTATION IMPROVEMENT PROJECTS ENGINEERING & CONSTRUCTION

WYCN002B

### Sheridan County

#### Transit Projects

Fiscal Year: 2023

Trans Comm Dist	Project		General Location Eligible Provider	Funding Source	Character of Work	Cost \$1,000						
						PE FY	PE	CE & CON	TOTAL	FED	ST	OTH
4	FTA	FT23428	SHERIDAN REHABILITATION ENTERPRISES OF NORTH EASTERN WYOMING	STATE	OPERATING/ADMIN/MAINT		0	101	101	0	68	32
4	FTA	FT23429	SHERIDAN SENIOR CITIZENS COUNCIL	5311	OPERATING/ADMIN/MAINT		0	945	945	607	0	338
4	FTA	FT23457	SHERIDAN SENIOR CITIZENS COUNCIL	5339	CAPITAL/BUS STOP SIGNAGE		0	12	12	10	0	2
4	FTA	FT23458	SHERIDAN SENIOR CITIZENS COUNCIL	5339	CAPITAL/SHOP EQUIPMENT		0	28	28	24	0	4
4	FTA	FT23459	SHERIDAN SENIOR CITIZENS COUNCIL	5339	CAPITAL/COMM EQUIPMENT		0	23	23	20	0	3
FY TOTAL:							\$0	\$1,109	\$1,109	\$661	\$68	\$379

#### Aeronautics Projects

Fiscal Year: 2023

Aero Comm Dist	Project		General Location		Character of Work	Cost \$1,000						
						PE FY	PE	CE & CON	TOTAL	FED	ST	OTH
5	AERO	ASH026E	SHERIDAN		BUILDINGS		0	580	580	544	22	15
5	AERO	ASH034A	SHERIDAN		PAVEMENT EXPANSION		0	693	693	650	26	17
FY TOTAL:							\$0	\$1,273	\$1,273	\$1,194	\$48	\$32
Grand Total: 2023, Sheridan County							\$724	\$8,915	\$9,638	\$6,113	\$546	\$2,979



Wyoming Department of Transportation  
5300 Bishop Blvd  
Cheyenne, WY 82009

## STATE TRANSPORTATION IMPROVEMENT PROJECTS ENGINEERING & CONSTRUCTION

WYCN002B

### Sheridan County

#### Transportation Projects

Fiscal Year: 2024

Trans Comm Dist	Project		General Location Detail Location	Begin RM	End RM	Length	Character of Work	Cost \$1,000						
								PE FY	PE	CE & CON	TOTAL	FED	ST	OTH
4	STP- BROS	CN03043	SHERIDAN COUNTY STRUCTURE NO. MGG OVER TONGUE RIVER	0.04	0.04	0.00	BRIDGE REPLACEMENT	2020	337	980	1,317	1,191	0	125
4	NHPPI	I901117	MONTANA TO RANCHESTER MONTANA LINE SOUTH/I-90/EASTBOUND LANE STRUCTURE NO. EUI, EUK, EOO	0.00	8.00	8.00	RECONSTRUCTION	2013	250	16,599	16,849	15,629	1,220	0
4	NHPPI	I901123	MONTANA TO RANCHESTER WESTBOUND LANE/I-90 STRUCTURE NO. EOP, EUJ, EUL	0.00	5.00	5.00	RECONSTRUCTION	2020	200	7,059	7,259	6,733	526	0
FY TOTAL:				13.00					\$787	\$24,638	\$25,425	\$23,553	\$1,746	\$125

#### Aeronautics Projects

Fiscal Year: 2024

Aero Comm Dist	Project		General Location		Character of Work	Cost \$1,000						
						PE FY	PE	CE & CON	TOTAL	FED	ST	OTH
5	AERO	ASH012A	SHERIDAN		PAVEMENT EXPANSION		0	640	640	600	24	16
5	AERO	ASH030A	SHERIDAN		PAVEMENT EXPANSION		0	1,493	1,493	1,400	56	37
FY TOTAL:							\$0	\$2,133	\$2,133	\$2,000	\$80	\$53
Grand Total: 2024, Sheridan County							\$787	\$26,771	\$27,558	\$25,553	\$1,826	\$178



Wyoming Department of Transportation  
5300 Bishop Blvd  
Cheyenne, WY 82009

## STATE TRANSPORTATION IMPROVEMENT PROJECTS ENGINEERING & CONSTRUCTION

WYCN002B

### Sheridan County

#### Transportation Projects

Fiscal Year: 2025

Trans Comm Dist	Project		General Location Detail Location	Begin RM	End RM	Length	Character of Work	Cost \$1,000						
								PE FY	PE	CE & CON	TOTAL	FED	ST	OTH
4	STP	0302094	SHERIDAN TO UCROSS US 14	14.29	20.28	5.99	PAVEMENT REHABILITATION	2022	202	2,735	2,938	2,658	279	0
4	HI-BFP	2550501	SHERIDAN STRUCTURE NO. EAY	100.43	100.43	0.00	BRIDGE REPLACEMENT		135	1,235	1,370	1,370	0	0
FY TOTAL:					5.99				\$337	\$3,970	\$4,308	\$4,028	\$279	\$0

#### Aeronautics Projects

Fiscal Year: 2025

Aero Comm Dist	Project		General Location		Character of Work	Cost \$1,000						
						PE FY	PE	CE & CON	TOTAL	FED	ST	OTH
5	AERO	ASH006A	SHERIDAN		PAVEMENT REHABILITATION		0	688	688	0	550	138
5	AERO	ASH012B	SHERIDAN				0	4,267	4,267	4,000	160	107
FY TOTAL:							\$0	\$4,955	\$4,955	\$4,000	\$710	\$245
Grand Total: 2025, Sheridan County							\$337	\$8,925	\$9,263	\$8,028	\$989	\$245



Wyoming Department of Transportation  
5300 Bishop Blvd  
Cheyenne, WY 82009

## STATE TRANSPORTATION IMPROVEMENT PROJECTS ENGINEERING & CONSTRUCTION

WYCN002B

### Sheridan County

#### Transportation Projects

Fiscal Year: 2026

Trans Comm Dist	Project		General Location Detail Location	Begin RM	End RM	Length	Character of Work	Cost \$1,000						
								PE FY	PE	CE & CON	TOTAL	FED	ST	OTH
4	STP	0302093	CLEARMONT TO ARVADA CLEARMONT NORTH SECTION/US 14/STRUCTURE NO. BTG	38.10	46.95	8.85	PAVEMENT REHABILITATION	2022	291	3,645	3,936	3,562	374	0
4	STP	0302095	SHERIDAN TO UCROSS US 14	1.61	14.29	12.68	PAVEMENT REHABILITATION	2022	587	8,700	9,287	8,404	883	0
4	HI-BFP	CN03048	SHERIDAN COUNTY STRUCTURE NO. ECV	0.05	0.05	0.00	BRIDGE REPLACEMENT		200	2,405	2,605	2,605	0	0
4	STP-CR	CN03049	SHERIDAN COUNTY COUNTY ROAD 139/EASTRIDGE ROAD	0.00	0.00	0.00	RECONSTRUCTION		30	2,970	3,000	2,550	0	450
4	NHPP	N372051	BURGESS JUNCTION TO DAYTON STEAMBOAT POINT/US 14	71.02	77.32	6.30	PAVEMENT REHABILITATION	2021	222	3,113	3,335	3,018	317	0
FY TOTAL:						27.83			\$1,330	\$20,833	\$22,163	\$20,139	\$1,574	\$450



Wyoming Department of Transportation  
5300 Bishop Blvd  
Cheyenne, WY 82009

## STATE TRANSPORTATION IMPROVEMENT PROJECTS ENGINEERING & CONSTRUCTION

WYCN002B

### Sheridan County

#### Aeronautics Projects

Fiscal Year: 2026

Aero Comm Dist	Project		General Location		Character of Work	Cost \$1,000						
						PE FY	PE	CE & CON	TOTAL	FED	ST	OTH
5	AERO	ASH006B	SHERIDAN		PAVEMENT REHABILITATION		0	1,439	1,439	0	1,151	288
5	AERO	ASH017A	SHERIDAN		AIRPORT EQUIPMENT		0	205	205	0	154	51
FY TOTAL:							\$0	\$1,644	\$1,644	\$0	\$1,305	\$339
Grand Total: 2026, Sheridan County							\$1,330	\$22,477	\$23,807	\$20,139	\$2,879	\$789

#### Transportation Projects

Fiscal Year: 2027

Trans Comm Dist	Project		General Location Detail Location	Begin RM	End RM	Length	Character of Work	Cost \$1,000						
								PE FY	PE	CE & CON	TOTAL	FED	ST	OTH
4	STP	1706016	SHERIDAN TO MONTANA DECKER ROAD/WY 14	4.30	8.26	3.96	PAVEMENT REHABILITATION	2023	380	5,841	6,221	5,620	601	0
4	NHPP	N601045	SHERIDAN COFFEEN AVENUE/JCT WY 332/COLLEGE	23.48	25.94	2.46	PAVEMENT REHABILITATION		559	5,474	6,033	5,460	574	0
FY TOTAL:						6.42			\$939	\$11,315	\$12,254	\$11,080	\$1,175	\$0

#### Aeronautics Projects

Fiscal Year: 2027

Aero Comm Dist	Project		General Location		Character of Work	Cost \$1,000						
						PE FY	PE	CE & CON	TOTAL	FED	ST	OTH
5	AERO	ASH014A	SHERIDAN		PLANNING STUDY		0	533	533	500	20	13
5	AERO	ASH032A	SHERIDAN		AIRPORT EQUIPMENT		0	800	800	750	30	20
FY TOTAL:							\$0	\$1,333	\$1,333	\$1,250	\$50	\$33
Grand Total: 2027, Sheridan County							\$939	\$12,648	\$13,587	\$12,330	\$1,225	\$33



Wyoming Department of Transportation  
5300 Bishop Blvd  
Cheyenne, WY 82009

## STATE TRANSPORTATION IMPROVEMENT PROJECTS ENGINEERING & CONSTRUCTION

WYCN002B

### Sheridan County

#### Transportation Projects

Fiscal Year: 2028

Trans Comm Dist	Project		General Location Detail Location	Begin RM	End RM	Length	Character of Work	Cost \$1,000						
								PE FY	PE	CE & CON	TOTAL	FED	ST	OTH
4	STP	1702004	STORY FISH HATCHERY/WY 194	0.00	2.81	2.81	PAVEMENT REHABILITATION	2022	56	1,580	1,636	1,480	156	0
4	NHPP	N372050	DAYTON MAIN STREET/WY 343	77.32	82.66	5.34	PAVEMENT REHABILITATION	2020	133	4,515	4,647	4,206	442	0
4	STP	P352038	BURGESS JUNCTION TO LOVELL DISTRICT BOUNDARY/US 14A	80.45	85.67	5.22	PAVEMENT REHABILITATION	2020	88	4,531	4,619	4,180	439	0
4	STP	P352039	BURGESS JUNCTION TO LOVELL US 14A	85.67	98.51	12.84	PAVEMENT REHABILITATION	2020	213	0	213	193	20	0
FY TOTAL:									\$490	\$10,626	\$11,115	\$10,059	\$1,057	\$0

#### Aeronautics Projects

Fiscal Year: 2028

Aero Comm Dist	Project		General Location		Character of Work	Cost \$1,000						
						PE FY	PE	CE & CON	TOTAL	FED	ST	OTH
5	AERO	ASH003A	SHERIDAN		PAVEMENT MAINTENANCE		0	1,387	1,387	1,300	52	35
FY TOTAL:							\$0	\$1,387	\$1,387	\$1,300	\$52	\$35
Grand Total: 2028, Sheridan County							\$490	\$12,013	\$12,502	\$11,359	\$1,109	\$35



Wyoming Department of Transportation  
5300 Bishop Blvd  
Cheyenne, WY 82009

## STATE TRANSPORTATION IMPROVEMENT PROJECTS ENGINEERING & CONSTRUCTION

WYCN002B

### Sheridan County

#### Transportation Projects

Fiscal Year: Future Year

Trans Comm Dist	Project		General Location Detail Location	Begin RM	End RM	Length	Character of Work	Cost \$1,000						
								PE FY	PE	CE & CON	TOTAL	FED	ST	OTH
4	STP	1708012	SHERIDAN COFFEEN AVENUE/US 87/WY 335 STRUCTURE NO. CZY	25.94	29.11	3.17	RECONSTRUCTION	2013	800	25,711	26,512	23,990	2,521	0
4	ARSCT	1708A01	SHERIDAN COFFEEN AVENUE/US 87/WY 335	25.94	29.31	3.37	LIGHTING		174	2,835	3,009	0	0	3,009
FY TOTAL:						6.54			\$974	\$28,546	\$29,521	\$23,990	\$2,521	\$3,009
Grand Total: Future Year, Sheridan County									\$974	\$28,546	\$29,521	\$23,990	\$2,521	\$3,009





Wyoming Department of Transportation  
5300 Bishop Blvd  
Cheyenne, WY 82009





## STATE TRANSPORTATION IMPROVEMENT PROJECTS COUNTY TOTAL

WYCN00102SUM


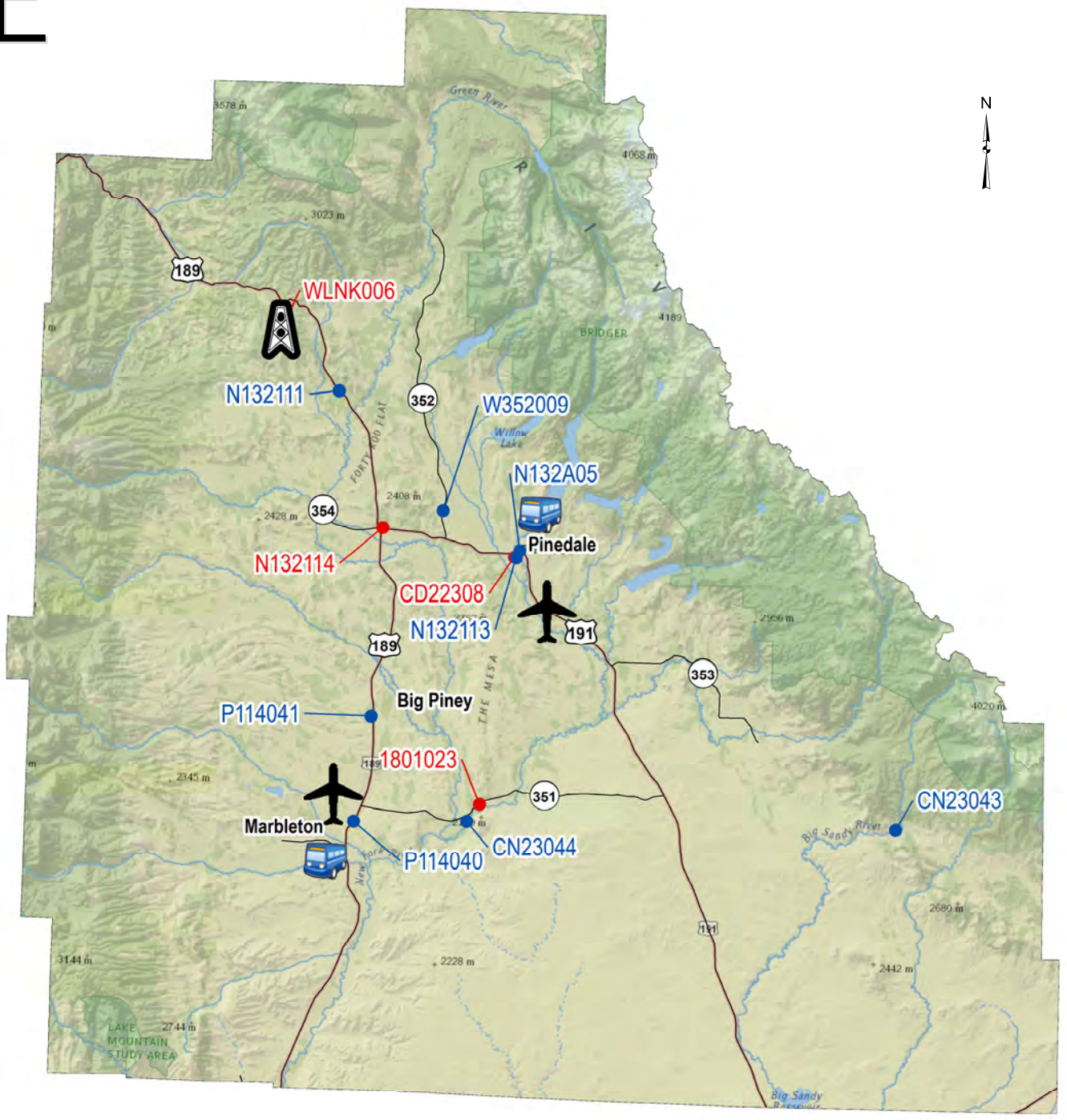
County		Transportation Projects	Communications Projects	Transit Projects	Aeronautics Projects	Total
Sheridan	2023	\$7,256,000	\$0	\$1,109,000	\$1,273,000	\$9,638,000
	2024	\$25,425,000	\$0	\$0	\$2,133,000	\$27,558,000
	2025	\$4,308,000	\$0	\$0	\$4,955,000	\$9,263,000
	2026	\$22,163,000	\$0	\$0	\$1,644,000	\$23,807,000
	2027	\$12,254,000	\$0	\$0	\$1,333,000	\$13,587,000
	2028	\$11,115,000	\$0	\$0	\$1,387,000	\$12,502,000
	Future Year	\$29,521,000	\$0	\$0	\$0	\$29,521,000
	<b>Total</b>	<b>\$112,042,000</b>	<b>\$0</b>	<b>\$1,109,000</b>	<b>\$12,725,000</b>	<b>\$125,876,000</b>

# SUBLETTE COUNTY

## Key to FY 2023 STIP

- 2023
- Future
-  Communications
-  Aeronautics
-  Transit
-  Urban Boundary

### MAP KEY





Wyoming Department of Transportation  
5300 Bishop Blvd  
Cheyenne, WY 82009

## STATE TRANSPORTATION IMPROVEMENT PROJECTS ENGINEERING & CONSTRUCTION

WYCN002B

### Sublette County

#### Transportation Projects

Fiscal Year: 2023

Trans Comm Dist	Project		General Location Detail Location	Begin RM	End RM	Length	Character of Work	Cost \$1,000						
								PE FY	PE	CE & CON	TOTAL	FED	ST	OTH
3	STP-GM	1801023	BIG PINEY WY 351/CUTOFF ROAD	9.70	9.70	0.00	DRAINAGE REPAIR	2021	15	1,975	1,990	1,801	189	0
3	CD	CD22308	PINEDALE DESIGN OF SAFETY IMPROVEMENTS ALONG US 191 LPA-TOWN OF PINEDALE	98.80	101.00	2.20	COMMUNITY DEVELOPMENT		200	0	200	160	0	40
3	HSIP	N132114	DANIEL JUNCTION TO HOBACK JUNCTION US 191/DYNAMIC MESSAGE SIGN	110.46	110.53	0.07	SAFETY IMPROVEMENTS	2021	5	126	132	119	12	0
FY TOTAL:						2.27			\$220	\$2,101	\$2,322	\$2,080	\$201	\$40

#### Communications Projects

Fiscal Year: 2023

Trans Comm Dist	Project		General Location Detail Location	Begin RM	End RM	Length	Character of Work	Cost \$1,000						
								PE FY	PE	CE & CON	TOTAL	FED	ST	OTH
3	STP	WLNK006	BONDURANT BONDURANT REGION	0.00	0.00	0.00	SAFETY IMPROVEMENTS		0	430	430	389	41	0
FY TOTAL:						0.00			\$0	\$430	\$430	\$389	\$41	\$0



Wyoming Department of Transportation  
5300 Bishop Blvd  
Cheyenne, WY 82009

## STATE TRANSPORTATION IMPROVEMENT PROJECTS ENGINEERING & CONSTRUCTION

WYCN002B

### Sublette County

#### Transit Projects

Fiscal Year: 2023

Trans Comm Dist	Project		General Location Eligible Provider	Funding Source	Character of Work	Cost \$1,000						
						PE FY	PE	CE & CON	TOTAL	FED	ST	OTH
3	FTA	FT23330	BIG PINEY SOUTHWEST SUBLETTE COUNTY PIONEERS, INC.	STATE	OPERATING/ADMIN/MAINT		0	29	29	0	18	11
3	FTA	FT23331	PINEDALE RENDEZVOUS POINTE	STATE	OPERATING/ADMIN/MAINT		0	85	85	0	57	28
FY TOTAL:							\$0	\$114	\$114	\$0	\$75	\$39
Grand Total: 2023, Sublette County							\$220	\$2,645	\$2,866	\$2,469	\$317	\$79

#### Aeronautics Projects

Fiscal Year: 2024

Aero Comm Dist	Project		General Location		Character of Work	Cost \$1,000						
						PE FY	PE	CE & CON	TOTAL	FED	ST	OTH
2	AERO	ABP005B	BIG PINEY		PAVEMENT RECONSTRUCTION		0	739	739	665	44	30
2	AERO	APN014A	PINEDALE		PAVEMENT REHABILITATION		0	1,278	1,278	1,150	77	51
FY TOTAL:							\$0	\$2,017	\$2,017	\$1,815	\$121	\$81
Grand Total: 2024, Sublette County							\$0	\$2,017	\$2,017	\$1,815	\$121	\$81

#### Transportation Projects

Fiscal Year: 2025

Trans Comm Dist	Project		General Location Detail Location	Begin RM	End RM	Length	Character of Work	Cost \$1,000						
								PE FY	PE	CE & CON	TOTAL	FED	ST	OTH
3	HI-BFP	CN23043	SUBLETTE OWNED BY STATE LANDS/BLM ROAD 4116 STRUCTURE NO. MXB	100.50	100.50	0.00	BRIDGE REPLACEMENT		100	1,000	1,100	1,100	0	0
FY TOTAL:						0.00		\$100	\$1,000	\$1,100	\$1,100	\$0	\$0	



Wyoming Department of Transportation  
5300 Bishop Blvd  
Cheyenne, WY 82009

## STATE TRANSPORTATION IMPROVEMENT PROJECTS ENGINEERING & CONSTRUCTION

WYCN002B

### Sublette County

#### Aeronautics Projects

Fiscal Year: 2025

Aero Comm Dist	Project		General Location		Character of Work	Cost \$1,000						
						PE FY	PE	CE & CON	TOTAL	FED	ST	OTH
2	AERO	ABP007A	BIG PINEY		PAVEMENT MAINTENANCE		0	225	225	0	203	23
2	AERO	ABP010A	BIG PINEY		PAVEMENT REHABILITATION		0	53	53	0	42	11
2	AERO	APN015A	PINEDALE		PAVEMENT MAINTENANCE		0	420	420	0	378	42
FY TOTAL:							\$0	\$698	\$698	\$0	\$623	\$76
Grand Total: 2025, Sublette County							\$100	\$1,698	\$1,798	\$1,100	\$623	\$76

#### Transportation Projects

Fiscal Year: 2026

Trans Comm Dist	Project		General Location Detail Location	Begin RM	End RM	Length	Character of Work	Cost \$1,000						
								PE FY	PE	CE & CON	TOTAL	FED	ST	OTH
3	STP	P114040	LA BARGE TO DANIEL MARBLETON NORTH SECTION/US 189 STRUCTURE NO. BQF, BQG	102.90	113.00	10.10	PAVEMENT REHABILITATION	2021	650	9,490	10,140	9,175	964	0
FY TOTAL:						10.10			\$650	\$9,490	\$10,140	\$9,175	\$964	\$0
Grand Total: 2026, Sublette County									\$650	\$9,490	\$10,140	\$9,175	\$964	\$0



Wyoming Department of Transportation  
5300 Bishop Blvd  
Cheyenne, WY 82009

## STATE TRANSPORTATION IMPROVEMENT PROJECTS ENGINEERING & CONSTRUCTION

WYCN002B

### Sublette County

#### Transportation Projects

Fiscal Year: 2027

Trans Comm Dist	Project		General Location Detail Location	Begin RM	End RM	Length	Character of Work	Cost \$1,000						
								PE FY	PE	CE & CON	TOTAL	FED	ST	OTH
3	HI-BFP	CN23044	SUBLETTE COUNTY ROAD 175 OVER NEW FORK RIVER STRUCTURE NO. ENJ	0.80	0.80	0.00	BRIDGE REPLACEMENT		440	3,960	4,400	4,400	0	0
3	NHPP	N132113	PINEDALE US 191	98.93	100.29	1.36	PAVEMENT REHABILITATION	2020	140	4,292	4,432	4,011	422	0
3	ARSCT	N132A05	PINEDALE US 191/PINE STREET/SEWER LINE REPLACEMENT	98.93	100.29	1.36	UTILITY		27	301	327	0	0	328
3	NHPP	W352009	SUBLETTE JCT 191/189	0.00	4.18	4.18	PAVEMENT REHABILITATION		172	2,421	2,592	2,346	247	0
FY TOTAL:				6.90					\$779	\$10,974	\$11,751	\$10,757	\$669	\$328

#### Aeronautics Projects

Fiscal Year: 2027

Aero Comm Dist	Project		General Location		Character of Work	Cost \$1,000						
						PE FY	PE	CE & CON	TOTAL	FED	ST	OTH
2	AERO	ABP010B	BIG PINEY		PAVEMENT REHABILITATION		0	667	667	600	40	27
FY TOTAL:							\$0	\$667	\$667	\$600	\$40	\$27
Grand Total: 2027, Sublette County							\$779	\$11,641	\$12,418	\$11,357	\$709	\$355



Wyoming Department of Transportation  
5300 Bishop Blvd  
Cheyenne, WY 82009

## STATE TRANSPORTATION IMPROVEMENT PROJECTS ENGINEERING & CONSTRUCTION

WYCN002B

### Sublette County

#### Transportation Projects

Fiscal Year: 2028

Trans Comm Dist	Project		General Location Detail Location	Begin RM	End RM	Length	Character of Work	Cost \$1,000						
								PE FY	PE	CE & CON	TOTAL	FED	ST	OTH
3	STP	P114041	MARBLETON TO DANIEL JUNCTION US 189	113.00	119.50	6.50	PAVEMENT REHABILITATION	2021	406	6,210	6,617	5,987	629	0
FY TOTAL:						6.50			\$406	\$6,210	\$6,617	\$5,987	\$629	\$0
Grand Total: 2028, Sublette County									\$406	\$6,210	\$6,617	\$5,987	\$629	\$0

#### Transportation Projects

Fiscal Year: Future Year

Trans Comm Dist	Project		General Location Detail Location	Begin RM	End RM	Length	Character of Work	Cost \$1,000						
								PE FY	PE	CE & CON	TOTAL	FED	ST	OTH
3	NHPP-RF	N132111	DANIEL JUNCTION TO BONDURANT US 189/191	120.18	123.63	3.45	FENCING	2020	23	1,826	1,849	1,673	176	0
FY TOTAL:						3.45			\$23	\$1,826	\$1,849	\$1,673	\$176	\$0
Grand Total: Future Year, Sublette County									\$23	\$1,826	\$1,849	\$1,673	\$176	\$0



Wyoming Department of Transportation  
5300 Bishop Blvd  
Cheyenne, WY 82009

## STATE TRANSPORTATION IMPROVEMENT PROJECTS COUNTY TOTAL

WYCN00102SUM

County		Transportation Projects	Communications Projects	Transit Projects	Aeronautics Projects	Total
Sublette	2023	\$2,322,000	\$430,000	\$114,000	\$0	\$2,866,000
	2024	\$0	\$0	\$0	\$2,017,000	\$2,017,000
	2025	\$1,100,000	\$0	\$0	\$698,000	\$1,798,000
	2026	\$10,140,000	\$0	\$0	\$0	\$10,140,000
	2027	\$11,751,000	\$0	\$0	\$667,000	\$12,418,000
	2028	\$6,617,000	\$0	\$0	\$0	\$6,617,000
	Future Year	\$1,849,000	\$0	\$0	\$0	\$1,849,000
	<b>Total</b>	<b>\$33,779,000</b>	<b>\$430,000</b>	<b>\$114,000</b>	<b>\$3,382,000</b>	<b>\$37,705,000</b>



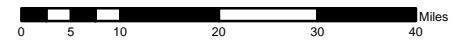
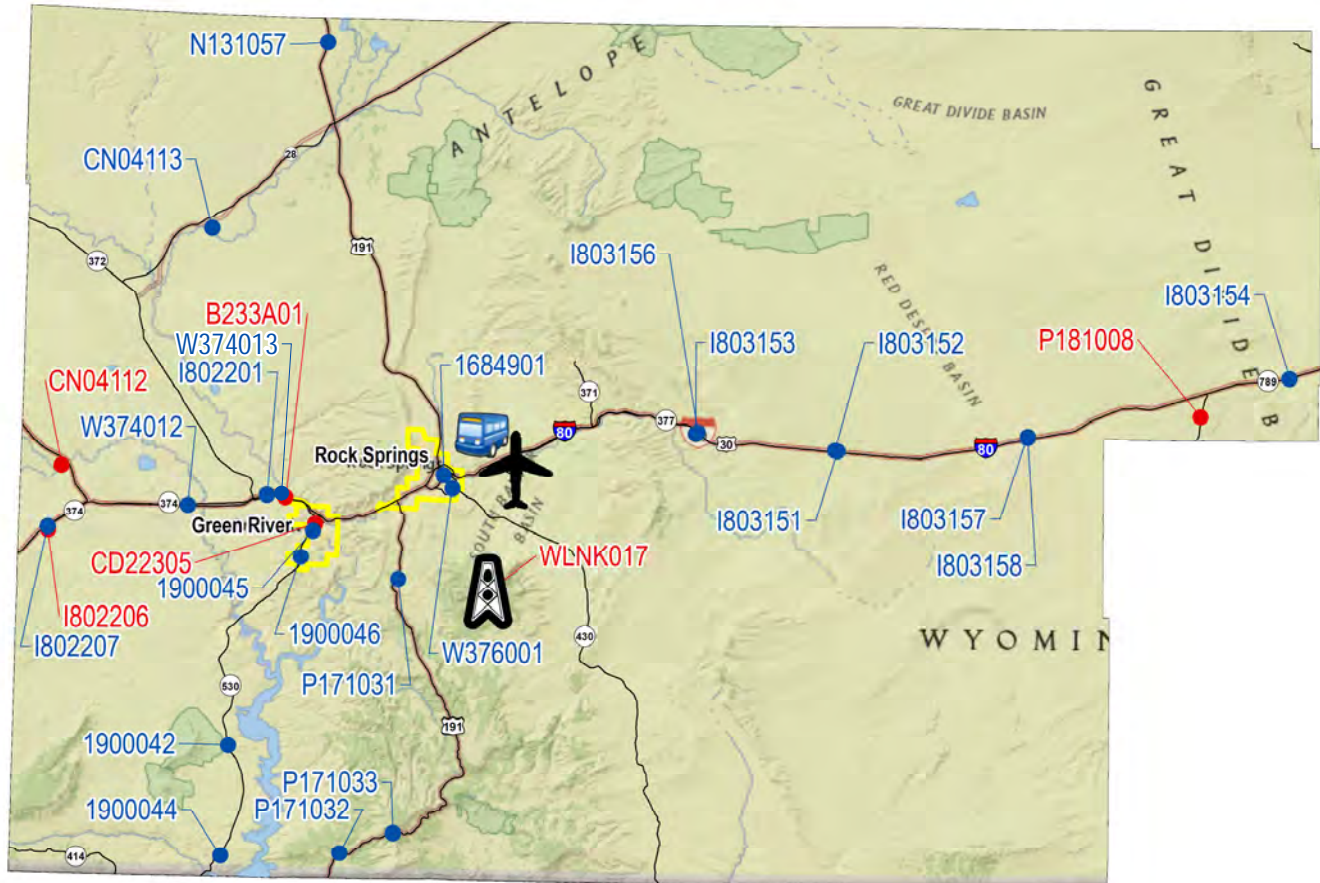
# SWEETWATER COUNTY



## Key to FY 2023 STIP





- 2023
- Future
- Communications
- Aeronautics
- Transit
- Urban Boundary

## MAP KEY

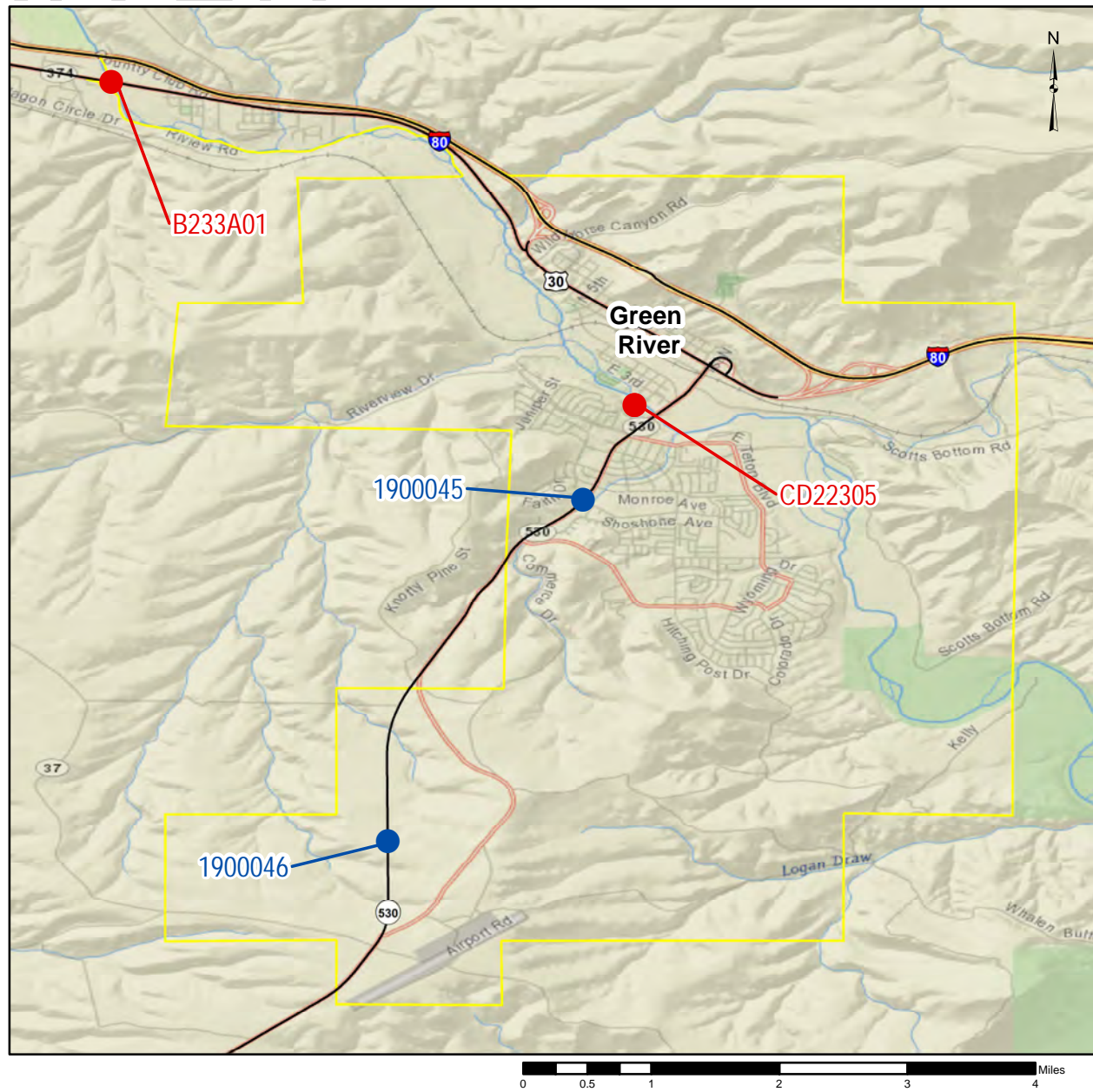


# GREEN RIVER INSET

## Key to FY 2023 STIP

- 2023
- Future
-  Communications
-  Aeronautics
-  Transit
-  Urban Boundary

### MAP KEY

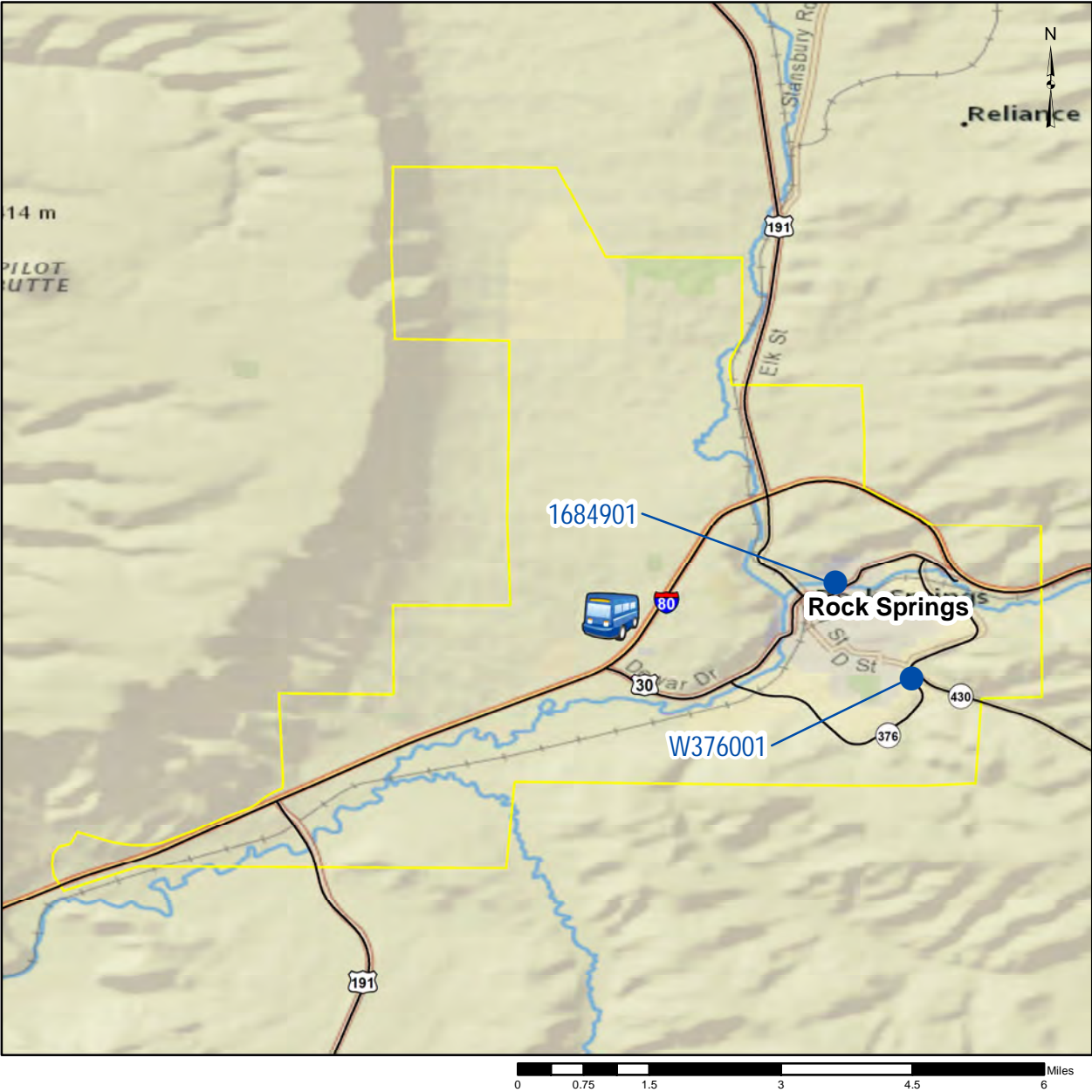
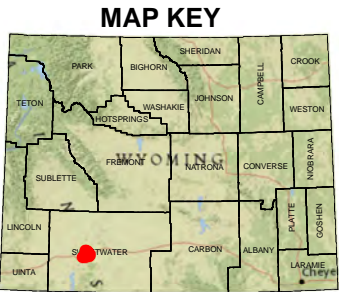




# ROCK SPRINGS INSET

## Key to FY 2023 STIP

- 2023
- Future
- 📡 Communications
- ✈️ Aeronautics
- 🚌 Transit
- 🟡 Urban Boundary





Wyoming Department of Transportation  
5300 Bishop Blvd  
Cheyenne, WY 82009

## STATE TRANSPORTATION IMPROVEMENT PROJECTS ENGINEERING & CONSTRUCTION

WYCN002B

### Sweetwater County

#### Transportation Projects

Fiscal Year: 2023

Trans Comm Dist	Project		General Location Detail Location	Begin RM	End RM	Length	Character of Work	Cost \$1,000						
								PE FY	PE	CE & CON	TOTAL	FED	ST	OTH
2	ARSCT	B233A01	SWEETWATER COUNTY WYO 374 OVER GREEN RIVER STRUCTURE NO. CXW	87.17	87.17	0.00	STRUCTURE REPAIR		6	66	72	0	0	72
2	CD	CD22305	GREEN RIVER REPLACE PATHWAY AND INSTALL LIGHTING IN RIVERSIDE MEMORIAL PARK LPA-CITY OF GREEN RIVER	0.00	0.00	0.00	COMMUNITY DEVELOPMENT		0	500	500	400	0	100
2	CRISI	CN04112	GRANGER GRANGER STREETS/FIRST STREET UPRR/DOT NO. 810480A	1.58	1.58	0.00	RAILROAD	2019	73	0	73	0	73	0
2	NHPP	I802206	EVANSTON TO GREEN RIVER COUNTY LINE EAST/I-80 EASTBOUND LANE/STRUCTURE NO. AOI, AOG	57.04	65.42	8.38	PAVEMENT REHABILITATION	2019	349	9,571	9,920	9,202	718	0
2	HSIP	P181008	CRESTON JUNCTION TO BAGGS WY 789	0.00	5.00	5.00	SNOW FENCE	2021	61	737	798	722	76	0
FY TOTAL:						13.38			\$489	\$10,874	\$11,363	\$10,324	\$867	\$172



Wyoming Department of Transportation  
5300 Bishop Blvd  
Cheyenne, WY 82009

## STATE TRANSPORTATION IMPROVEMENT PROJECTS ENGINEERING & CONSTRUCTION

WYCN002B

### Sweetwater County

#### Communications Projects

Fiscal Year: 2023

Trans Comm Dist	Project		General Location Detail Location	Begin RM	End RM	Length	Character of Work	Cost \$1,000						
								PE FY	PE	CE & CON	TOTAL	FED	ST	OTH
3	STP	WLNK017	SWEETWATER COUNTY SOUTHEAST OF ROCK SPRINGS	0.00	0.00	0.00	SAFETY IMPROVEMENTS		0	300	300	271	29	0
FY TOTAL:						0.00		\$0	\$300	\$300	\$271	\$29	\$0	

#### Transit Projects

Fiscal Year: 2023

Trans Comm Dist	Project		General Location Eligible Provider	Funding Source	Character of Work	Cost \$1,000						
						PE FY	PE	CE & CON	TOTAL	FED	ST	OTH
2	FTA	FT23332	ROCK SPRINGS SWEETWATER COUNTY TRANSIT AUTHORITY RESOURCES	5311	OPERATING/ADMIN/MAINT		0	628	628	407	0	221
2	FTA	FT23352	ROCK SPRINGS SWEETWATER COUNTY TRANSIT AUTHORITY RESOURCES	5339	CAPITAL/COMPUTER EQUIP		0	10	10	9	0	1
FY TOTAL:							\$0	\$638	\$638	\$416	\$0	\$222

#### Aeronautics Projects

Fiscal Year: 2023

Aero Comm Dist	Project		General Location		Character of Work	Cost \$1,000						
						PE FY	PE	CE & CON	TOTAL	FED	ST	OTH
2	AERO	ARK006A	ROCK SPRINGS		AIRPORT LIGHTING OR SIGNAGE		0	320	320	300	12	8
2	AERO	ARK019A	ROCK SPRINGS		PLANNING STUDY		0	747	747	700	28	19
FY TOTAL:							\$0	\$1,067	\$1,067	\$1,000	\$40	\$27
Grand Total: 2023, Sweetwater County							\$489	\$12,879	\$13,368	\$12,011	\$936	\$421



Wyoming Department of Transportation  
5300 Bishop Blvd  
Cheyenne, WY 82009

## STATE TRANSPORTATION IMPROVEMENT PROJECTS ENGINEERING & CONSTRUCTION

WYCN002B

### Sweetwater County

#### Transportation Projects

Fiscal Year: 2024

Trans Comm Dist	Project		General Location Detail Location	Begin RM	End RM	Length	Character of Work	Cost \$1,000						
								PE FY	PE	CE & CON	TOTAL	FED	ST	OTH
2	STP	1900044	GREEN RIVER UTAH LINE NORTH/WY 530	38.74	44.81	6.07	PAVEMENT REHABILITATION	2022	121	4,424	4,545	4,113	432	0
2	NHPPI	I802207	EVANSTON TO GREEN RIVER COUNTY LINE EAST/I-80 WESTBOUND LANE/STRUCTURE NO. AOH	57.04	65.42	8.38	PAVEMENT REHABILITATION	2021	349	10,561	10,909	10,120	790	0
2	NHPPI- SIB	I803152	ROCK SPRINGS TO RAWLINS PATRICK DRAW/I-80 WESTBOUND LANE STRUCTURE NO. ARN, ARP	143.00	154.00	11.00	PAVEMENT REHABILITATION	2019	1,220	16,809	18,029	16,724	1,305	0
2	NHPP	N131057	FARSON TO PINEDALE COUNTY LINE SOUTH/US 191	46.48	51.62	5.14	PAVEMENT REHABILITATION	2025	91	2,332	2,423	2,184	240	0
2	SCP-TC	P171031	FLAMING GORGE TO UTAH EAST SIDE ROAD/US 191	503.06	514.03	10.97	PAVEMENT RESURFACE	2022	94	2,683	2,777	85	2,692	0
FY TOTAL:				41.56					\$1,875	\$36,809	\$38,683	\$33,226	\$5,459	\$0



Wyoming Department of Transportation  
5300 Bishop Blvd  
Cheyenne, WY 82009

## STATE TRANSPORTATION IMPROVEMENT PROJECTS ENGINEERING & CONSTRUCTION

WYCN002B

### Sweetwater County

#### Aeronautics Projects

Fiscal Year: 2024

Aero Comm Dist	Project		General Location		Character of Work	Cost \$1,000						
						PE FY	PE	CE & CON	TOTAL	FED	ST	OTH
2	AERO	ARK006B	ROCK SPRINGS		PAVEMENT REHABILITATION		0	1,067	1,067	1,000	40	27
2	AERO	ARK006C	ROCK SPRINGS		PAVEMENT REHABILITATION		0	213	213	200	8	5
2	AERO	ARK018A	ROCK SPRINGS		AIRPORT EQUIPMENT		0	450	450	0	405	45
FY TOTAL:							\$0	\$1,730	\$1,730	\$1,200	\$453	\$77
Grand Total: 2024, Sweetwater County							\$1,875	\$38,539	\$40,413	\$34,426	\$5,912	\$77



Wyoming Department of Transportation  
5300 Bishop Blvd  
Cheyenne, WY 82009

## STATE TRANSPORTATION IMPROVEMENT PROJECTS ENGINEERING & CONSTRUCTION

WYCN002B

### Sweetwater County

#### Transportation Projects

Fiscal Year: 2025

Trans Comm Dist	Project		General Location Detail Location	Begin RM	End RM	Length	Character of Work	Cost \$1,000						
								PE FY	PE	CE & CON	TOTAL	FED	ST	OTH
2	HI-BFP	1684901	ROCK SPRINGS STRUCTURE NO. EPH	100.29	100.29	0.00	BRIDGE REPLACEMENT		180	1,654	1,834	1,834	0	0
2	STP	1900046	GREEN RIVER TO UTAH GREEN RIVER SOUTH/WY 530	2.40	7.23	4.83	PAVEMENT REHABILITATION	2022	373	4,106	4,479	4,053	426	0
2	NHPPI	I802201	GRANGER TO GREEN RIVER GREEN RIVER WEST; I-80	83.00	86.00	3.00	PAVEMENT MAINTENANCE	2023	49	2,101	2,150	1,936	214	0
2	NHPPI- SIB	I803151	ROCK SPRINGS TO RAWLINS PATRICK DRAW/I-80 EASTBOUND LANE STRUCTURE NO. ARM, ARO	143.00	154.00	11.00	PAVEMENT REHABILITATION	2019	1,220	17,649	18,869	17,504	1,366	0
2	NHPPI	I803156	ROCK SPRINGS TO RAWLINS POINT OF ROCKS EAST/I-80 WESTBOUND LANE/STRUCTURE NO. ARD	130.00	138.00	8.00	PAVEMENT REHABILITATION	2020	924	12,847	13,771	12,774	997	0
FY TOTAL:								26.83	\$2,746	\$38,357	\$41,103	\$38,101	\$3,003	\$0

#### Aeronautics Projects

Fiscal Year: 2025

Aero Comm Dist	Project		General Location		Character of Work	Cost \$1,000						
						PE FY	PE	CE & CON	TOTAL	FED	ST	OTH
2	AERO	ARK020A	ROCK SPRINGS		PAVEMENT MAINTENANCE		0	880	880	0	792	88
FY TOTAL:							\$0	\$880	\$880	\$0	\$792	\$88





Wyoming Department of Transportation  
5300 Bishop Blvd  
Cheyenne, WY 82009

## STATE TRANSPORTATION IMPROVEMENT PROJECTS ENGINEERING & CONSTRUCTION

WYCN002B

### Sweetwater County

Grand Total: 2025, Sweetwater County

\$2,746

\$39,237

\$41,983

\$38,101

\$3,795

\$88

### Transportation Projects

Fiscal Year: 2026

Trans Comm Dist	Project		General Location Detail Location	Begin RM	End RM	Length	Character of Work	Cost \$1,000						
								PE FY	PE	CE & CON	TOTAL	FED	ST	OTH
2	STP	1900042	GREEN RIVER SQUAW HOLLOW/WY 530	26.24	33.00	6.77	PAVEMENT REHABILITATION	2023	119	4,738	4,857	4,395	462	0
2	NHPPI	I803153	ROCK SPRINGS TO RAWLINS POINT OF ROCKS EAST/EASTBOUND LANE/I-80/STRUCTURE NO. ARC	130.00	138.00	8.00	PAVEMENT REHABILITATION	2020	888	13,477	14,365	13,325	1,040	0
FY TOTAL:								14.76	\$1,007	\$18,215	\$19,222	\$17,720	\$1,502	\$0
Grand Total: 2026, Sweetwater County									\$1,007	\$18,215	\$19,222	\$17,720	\$1,502	\$0

### Transportation Projects

Fiscal Year: 2027

Trans Comm Dist	Project		General Location Detail Location	Begin RM	End RM	Length	Character of Work	Cost \$1,000						
								PE FY	PE	CE & CON	TOTAL	FED	ST	OTH
2	NHPPI	I803157	ROCK SPRINGS TO RAWLINS I-80 WESTBOUND LANE	161.99	174.00	12.01	PAVEMENT REHABILITATION	2024	1,094	16,123	17,217	15,970	1,246	0
2	STP	P171033	ROCK SPRINGS TO UTAH US 191	539.50	545.50	6.00	PAVEMENT REHABILITATION	2024	136	2,010	2,146	1,942	204	0
FY TOTAL:								18.01	\$1,230	\$18,133	\$19,363	\$17,912	\$1,450	\$0



Wyoming Department of Transportation  
5300 Bishop Blvd  
Cheyenne, WY 82009

## STATE TRANSPORTATION IMPROVEMENT PROJECTS ENGINEERING & CONSTRUCTION

WYCN002B

### Sweetwater County

#### Aeronautics Projects

Fiscal Year: 2027

Aero Comm Dist	Project		General Location		Character of Work	Cost \$1,000						
						PE FY	PE	CE & CON	TOTAL	FED	ST	OTH
2	AERO	ARK031A	ROCK SPRINGS		AIRPORT EQUIPMENT		0	395	395	0	277	119
FY TOTAL:							\$0	\$395	\$395	\$0	\$277	\$119
Grand Total: 2027, Sweetwater County							\$1,230	\$18,528	\$19,758	\$17,912	\$1,727	\$119



Wyoming Department of Transportation  
5300 Bishop Blvd  
Cheyenne, WY 82009

## STATE TRANSPORTATION IMPROVEMENT PROJECTS ENGINEERING & CONSTRUCTION

WYCN002B

### Sweetwater County

#### Transportation Projects

Fiscal Year: 2028

Trans Comm Dist	Project		General Location Detail Location	Begin RM	End RM	Length	Character of Work	Cost \$1,000									
								PE FY	PE	CE & CON	TOTAL	FED	ST	OTH			
2	STP	1900045	GREEN RIVER TO UTAH WY 530	0.80	2.66	1.86	PAVEMENT REHABILITATION	2020	135	2,780	2,916	2,638	277	0			
2	HI-BFP	CN04113	SWEETWATER COUNTY COUNTY ROAD 5/BLUE RIM ROAD OVER BIG SANDY RIVER STRUCTURE NO. ETE	36.55	36.55	0.00	BRIDGE REPLACEMENT		217	1,953	2,170	2,170	0	0			
2	NHPPI	I803158	ROCK SPRINGS TO RAWLINS	161.99	174.00	12.01	PAVEMENT REHABILITATION		1,094	16,123	17,217	15,970	1,246	0			
2	STP	P171032	ROCK SPRINGS TO UTAH US 191 S	545.50	551.39	5.89	PAVEMENT REHABILITATION	2020	120	3,863	3,983	3,604	379	0			
2	STP	W374012	LITTLE AMERICA WY 374	69.77	83.56	13.79	PAVEMENT REHABILITATION	2020	245	7,887	8,132	7,359	773	0			
2	STP	W376001	ROCK SPRINGS SOUTH SIDE BELT LOOP/WY 376	0.00	4.47	4.47	PAVEMENT REHABILITATION	2020	170	8,277	8,446	7,643	803	0			
FY TOTAL:								38.02				\$1,981	\$40,883	\$42,864	\$39,384	\$3,478	\$0
Grand Total: 2028, Sweetwater County												\$1,981	\$40,883	\$42,864	\$39,384	\$3,478	\$0



Wyoming Department of Transportation  
5300 Bishop Blvd  
Cheyenne, WY 82009

## STATE TRANSPORTATION IMPROVEMENT PROJECTS ENGINEERING & CONSTRUCTION

WYCN002B

### Sweetwater County

#### Transportation Projects

Fiscal Year: Future Year

Trans Comm Dist	Project		General Location Detail Location	Begin RM	End RM	Length	Character of Work	Cost \$1,000							
								PE FY	PE	CE & CON	TOTAL	FED	ST	OTH	
2	NHPPI-SF	I803154	CRESTON JUNCTION TO RAWLINS I 80/EASTBOUND LANE	187.20	204.10	16.90	FENCING	2020	405	4,450	4,855	4,503	351	0	
FY TOTAL:								16.90		\$405	\$4,450	\$4,855	\$4,503	\$351	\$0
Grand Total: Future Year, Sweetwater County									\$405	\$4,450	\$4,855	\$4,503	\$351	\$0	



Wyoming Department of Transportation  
5300 Bishop Blvd  
Cheyenne, WY 82009





## STATE TRANSPORTATION IMPROVEMENT PROJECTS COUNTY TOTAL

WYCN00102SUM


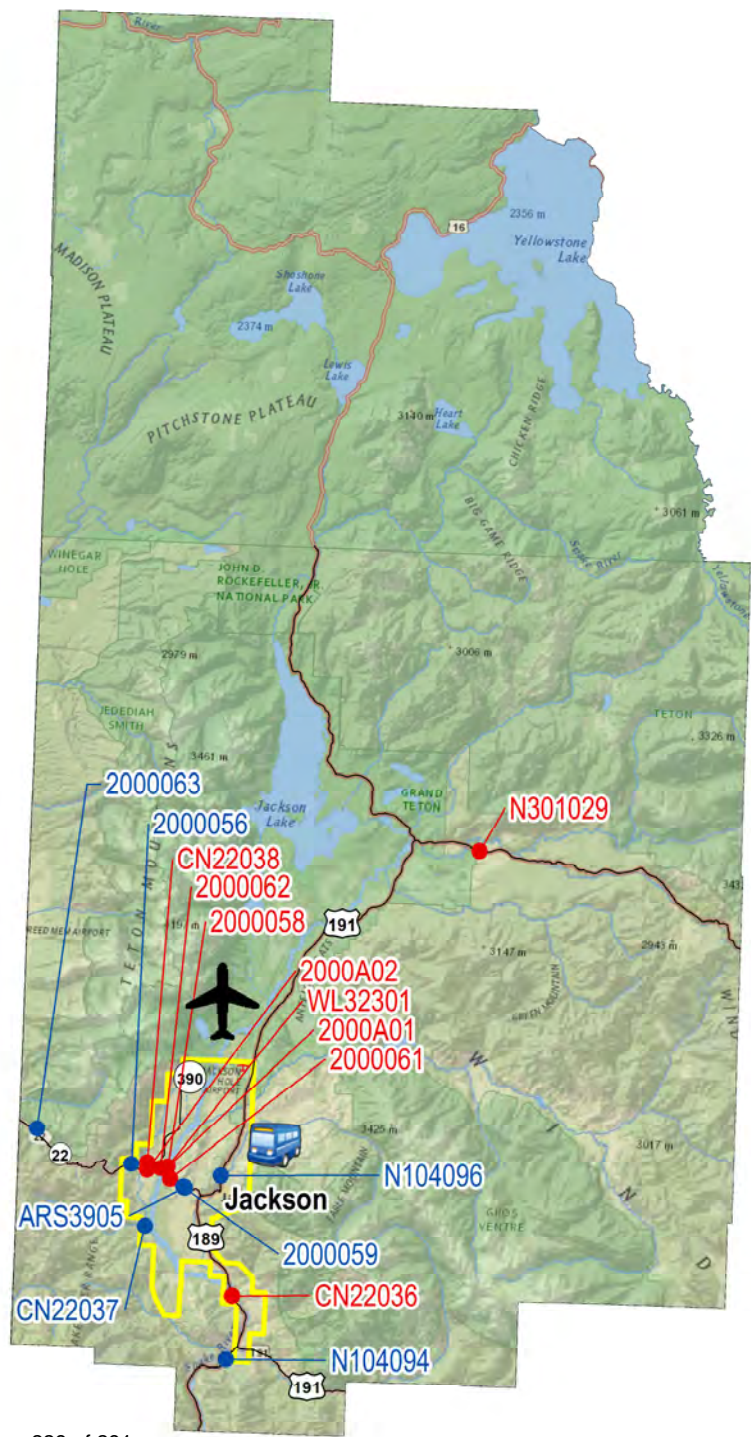
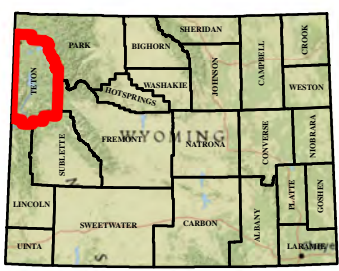
County		Transportation Projects	Communications Projects	Transit Projects	Aeronautics Projects	Total
Sweetwater	2023	\$11,363,000	\$300,000	\$638,000	\$1,067,000	\$13,368,000
	2024	\$38,683,000	\$0	\$0	\$1,730,000	\$40,413,000
	2025	\$41,103,000	\$0	\$0	\$880,000	\$41,983,000
	2026	\$19,222,000	\$0	\$0	\$0	\$19,222,000
	2027	\$19,363,000	\$0	\$0	\$395,000	\$19,758,000
	2028	\$42,864,000	\$0	\$0	\$0	\$42,864,000
	Future Year	\$4,855,000	\$0	\$0	\$0	\$4,855,000
	<b>Total</b>	<b>\$177,453,000</b>	<b>\$300,000</b>	<b>\$638,000</b>	<b>\$4,072,000</b>	<b>\$182,463,000</b>

# TETON COUNTY

## Key to FY 2023 STIP

- 2023
- Future
-  Communications
-  Aeronautics
-  Transit
-  Urban Boundary

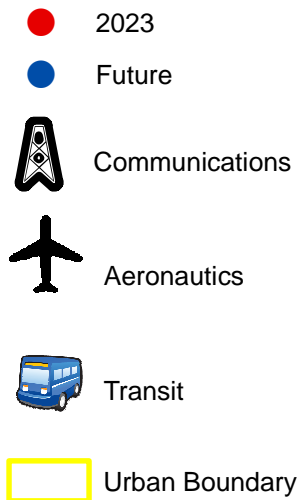
### MAP KEY



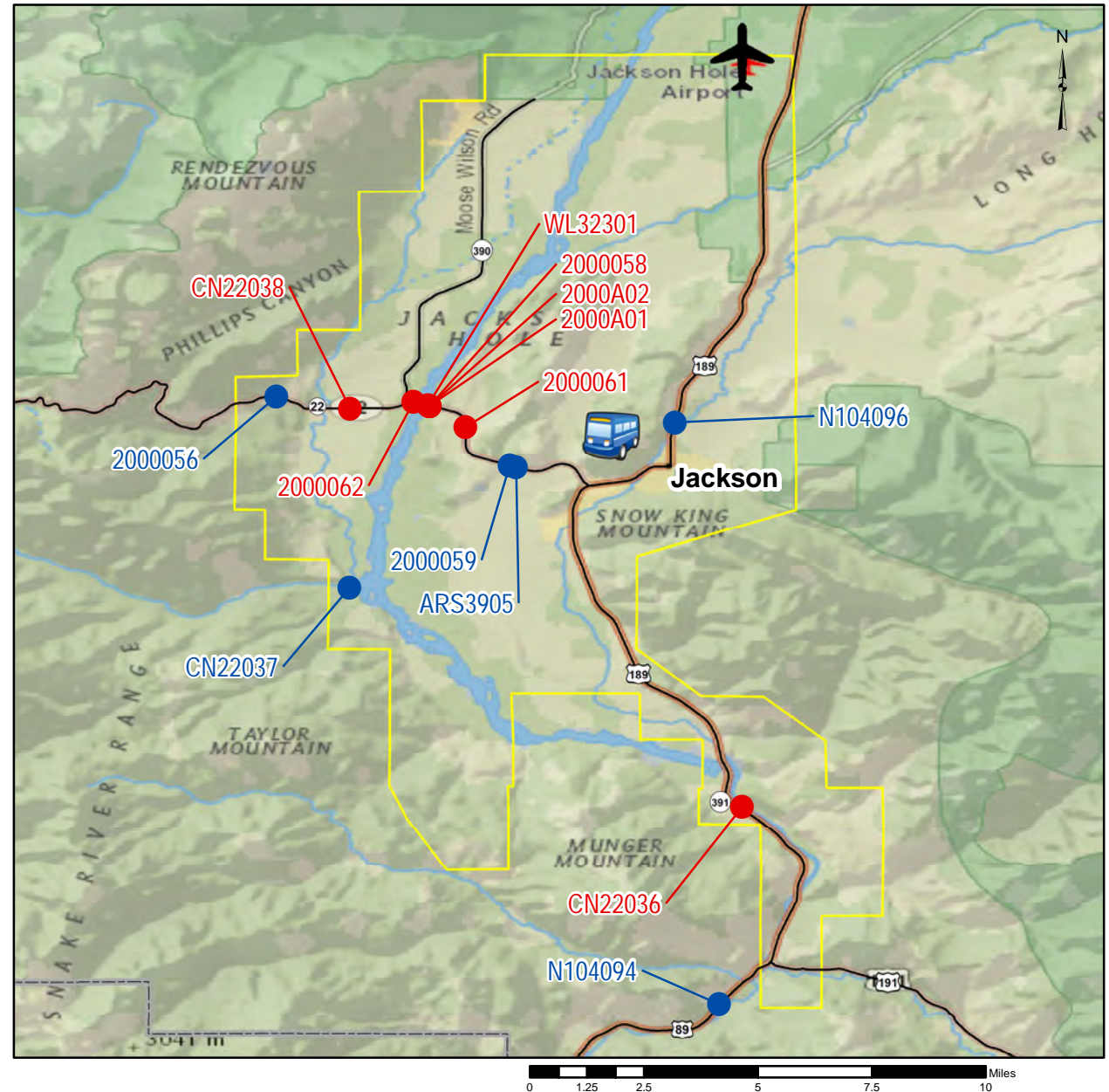


# JACKSON INSET

## Key to FY 2023 STIP



### MAP KEY





Wyoming Department of Transportation  
5300 Bishop Blvd  
Cheyenne, WY 82009

## STATE TRANSPORTATION IMPROVEMENT PROJECTS ENGINEERING & CONSTRUCTION

WYCN002B

### Teton County

#### Transportation Projects

Fiscal Year: 2023

Trans Comm Dist	Project		General Location Detail Location	Begin RM	End RM	Length	Character of Work	Cost \$1,000						
								PE FY	PE	CE & CON	TOTAL	FED	ST	OTH
3	HIP	2000058	JACKSON TO WILSON WY 22/STRUCTURE NO. BMV	3.75	3.75	0.00	BRIDGE REPLACEMENT	2017	1,455	16,372	17,827	16,131	1,695	0
3	STP	2000061	JACKSON TO WILSON WY 22	0.00	5.70	5.70	RECONSTRUCTION	2021	4,600	0	4,600	4,163	437	0
3	STP	2000062	JACKSON TO WILSON WY 22	3.03	4.87	1.84	RECONSTRUCTION		0	12,480	12,481	11,293	1,187	0
3	ARSCT	2000A01	JACKSON TO WILSON WY 22/STRUCTURE NO. BMV/INSTALL CONDUIT	3.75	3.75	0.00	UTILITY		2	49	51	0	0	52
3	ARSCT	2000A02	JACKSON TO WILSON WY 22/STRUCTURE NO. BMV/INSTALL CONDUIT	3.75	3.75	0.00	UTILITY		2	49	51	0	0	52
3	STP- BROS	CN22036	TETON COUNTY BRIDGE OVER SNAKE RIVER STRUCTURE NO. DEY	0.06	0.06	0.00	BRIDGE REPLACEMENT	2019	1,058	4,474	5,532	5,006	0	526
3	SCP	CN22038	TETON COUNTY WYO 22 NEAR HRR RANCH ROAD BIKE/PEDESTRIAN UNDERPASS	5.00	5.00	0.00	COMMUNITY DEVELOPMENT		40	360	400	0	400	0





Wyoming Department of Transportation  
5300 Bishop Blvd  
Cheyenne, WY 82009

## STATE TRANSPORTATION IMPROVEMENT PROJECTS ENGINEERING & CONSTRUCTION

WYCN002B

### Teton County

#### Transportation Projects

Fiscal Year: 2023

Trans Comm Dist	Project		General Location Detail Location	Begin RM	End RM	Length	Character of Work	Cost \$1,000						
								PE FY	PE	CE & CON	TOTAL	FED	ST	OTH
7	NHPP	N301029	MORAN JUNCTION TO DUBOIS BUFFALO FORK SECTION/US 26 STRUCTURE NO. LWC	2.20	7.53	5.33	PAVEMENT REHABILITATION	2021	200	3,874	4,074	3,687	387	0
3	ARSCT	WL32301	TETON COUNTY WY 22 & WY 390/WILDLIFE CROSSING	3.19	4.24	1.05	ENVIRONMENTAL	2021	117	1,341	1,458	0	0	1,458
FY TOTAL:									\$7,474	\$38,999	\$46,474	\$40,280	\$4,106	\$2,088

#### Transit Projects

Fiscal Year: 2023

Trans Comm Dist	Project		General Location Eligible Provider	Funding Source	Character of Work	Cost \$1,000						
						PE FY	PE	CE & CON	TOTAL	FED	ST	OTH
3	FTA	FT23333	JACKSON CHILDREN'S LEARNING CENTER, INC.	STATE	OPERATING/ADMIN/MAINT		0	63	63	0	38	25
3	FTA	FT23334	JACKSON SENIOR CENTER OF JACKSON HOLE, INC.	STATE	OPERATING/ADMIN/MAINT		0	68	68	0	44	24
3	FTA	FT23335	JACKSON SOUTHERN TETON AREA RAPID TRANSIT	5311	OPERATING/ADMIN/MAINT		0	7,614	7,614	4,742	0	2,871
5	FTA	FT23365	JACKSON TETON COUNTY	5305E	PLANNING		0	187	187	149	0	37
FY TOTAL:							\$0	\$7,932	\$7,932	\$4,891	\$82	\$2,957



Wyoming Department of Transportation  
5300 Bishop Blvd  
Cheyenne, WY 82009

## STATE TRANSPORTATION IMPROVEMENT PROJECTS ENGINEERING & CONSTRUCTION

WYCN002B

### Teton County

#### Aeronautics Projects

Fiscal Year: 2023

Aero Comm Dist	Project		General Location		Character of Work	Cost \$1,000						
						PE FY	PE	CE & CON	TOTAL	FED	ST	OTH
2	AERO	AJA024C	JACKSON		PAVEMENT REHABILITATION		0	3,200	3,200	3,000	120	80
2	AERO	AJA024D	JACKSON		PAVEMENT REHABILITATION		0	3,602	3,602	3,377	135	90
FY TOTAL:							\$0	\$6,802	\$6,802	\$6,377	\$255	\$170
Grand Total: 2023, Teton County							\$7,474	\$53,733	\$61,208	\$51,548	\$4,443	\$5,215

#### Transportation Projects

Fiscal Year: 2024

Trans Comm Dist	Project		General Location Detail Location	Begin RM	End RM	Length	Character of Work	Cost \$1,000							
								PE FY	PE	CE & CON	TOTAL	FED	ST	OTH	
3	SCP-TC	2000059	JACKSON TO WILSON TRIBAL TRAIL CONNECTOR INTO WY 22	1.40	1.75	0.35	MODIFY INTERSECTION			0	1,731	1,731	0	1,731	0
3	ARSCT	ARS3905	TETON COUNTY TRIBAL TRAILS CONNECTOR/CONNECT SOUTH PARK LOOP ROAD TO WY 22	1.46	1.46	0.00	NEW CONSTRUCTION	2019		465	5,336	5,801	0	0	5,801
3	NHPP-PM	N104096	JACKSON US 26/89/191	152.09	158.82	6.73	PAVEMENT REHABILITATION	2021		175	1,750	1,925	1,742	183	0
FY TOTAL:						7.08				\$640	\$8,817	\$9,457	\$1,742	\$1,914	\$5,801



Wyoming Department of Transportation  
5300 Bishop Blvd  
Cheyenne, WY 82009

## STATE TRANSPORTATION IMPROVEMENT PROJECTS ENGINEERING & CONSTRUCTION

WYCN002B

### Teton County

#### Aeronautics Projects

Fiscal Year: 2024

Aero Comm Dist	Project		General Location		Character of Work	Cost \$1,000						
						PE FY	PE	CE & CON	TOTAL	FED	ST	OTH
2	AERO	AJA012A	JACKSON		AIRPORT EQUIPMENT		0	1,111	1,111	0	1,000	111
2	AERO	AJA024E	JACKSON		PAVEMENT REHABILITATION		0	13,867	13,867	13,000	520	347
2	AERO	AJA024F	JACKSON		PAVEMENT REHABILITATION		0	3,602	3,602	3,377	135	90
FY TOTAL:							\$0	\$18,580	\$18,580	\$16,377	\$1,655	\$548
Grand Total: 2024, Teton County							\$640	\$27,397	\$28,037	\$18,119	\$3,569	\$6,349

#### Transportation Projects

Fiscal Year: 2025

Trans Comm Dist	Project		General Location Detail Location	Begin RM	End RM	Length	Character of Work	Cost \$1,000						
								PE FY	PE	CE & CON	TOTAL	FED	ST	OTH
3	STP	2000056	WILSON TO IDAHO LOWER VEHICLE ARRESTOR/WY 22	5.50	7.00	1.50	SAFETY IMPROVEMENTS	2015	318	4,601	4,919	4,452	468	0
FY TOTAL:						1.50			\$318	\$4,601	\$4,919	\$4,452	\$468	\$0

#### Aeronautics Projects

Fiscal Year: 2025

Aero Comm Dist	Project		General Location		Character of Work	Cost \$1,000						
						PE FY	PE	CE & CON	TOTAL	FED	ST	OTH
2	AERO	AJA007A	JACKSON		PAVEMENT RECONSTRUCTION		0	2,720	2,720	2,550	102	68
2	AERO	AJA013A	JACKSON		PAVEMENT MAINTENANCE		0	545	545	0	491	55
FY TOTAL:							\$0	\$3,265	\$3,265	\$2,550	\$593	\$123
Grand Total: 2025, Teton County							\$318	\$7,866	\$8,184	\$7,002	\$1,061	\$123



Wyoming Department of Transportation  
5300 Bishop Blvd  
Cheyenne, WY 82009

## STATE TRANSPORTATION IMPROVEMENT PROJECTS ENGINEERING & CONSTRUCTION

WYCN002B

### Teton County

#### Transportation Projects

Fiscal Year: 2026

Trans Comm Dist	Project		General Location Detail Location	Begin RM	End RM	Length	Character of Work	Cost \$1,000						
								PE FY	PE	CE & CON	TOTAL	FED	ST	OTH
3	STP-BROS	CN22037	TETON COUNTY CR 2/FALL CREEK RD STRUCTURE NO. EKS OVER MOSQUITO CREEK	4.50	4.50	0.00	BRIDGE REPLACEMENT		10	0	10	9	0	1
3	NHPP	N104094	ALPINE JUNCTION TO HOBACK JUNCTION SNAKE RIVER CANYON/RED ROOF SLIDE US 26/89	139.96	139.96	0.00	SLIDE REPAIR	2019	100	0	100	90	10	0
FY TOTAL:				0.00					\$110	\$0	\$110	\$99	\$10	\$1

#### Aeronautics Projects

Fiscal Year: 2026

Aero Comm Dist	Project		General Location		Character of Work	Cost \$1,000						
						PE FY	PE	CE & CON	TOTAL	FED	ST	OTH
2	AERO	AJAC20C	JACKSON		BUILDINGS		0	3,787	3,787	3,550	142	95
FY TOTAL:							\$0	\$3,787	\$3,787	\$3,550	\$142	\$95
Grand Total: 2026, Teton County							\$110	\$3,787	\$3,897	\$3,649	\$152	\$96

#### Aeronautics Projects

Fiscal Year: 2027

Aero Comm Dist	Project		General Location		Character of Work	Cost \$1,000							
						PE FY	PE	CE & CON	TOTAL	FED	ST	OTH	
2	AERO	AJA022A	JACKSON		PLANNING STUDY		0	533	533	500	20	13	
FY TOTAL:								\$0	\$533	\$533	\$500	\$20	\$13
Grand Total: 2027, Teton County								\$0	\$533	\$533	\$500	\$20	\$13



Wyoming Department of Transportation  
5300 Bishop Blvd  
Cheyenne, WY 82009

## STATE TRANSPORTATION IMPROVEMENT PROJECTS ENGINEERING & CONSTRUCTION

WYCN002B

### Teton County

#### Transportation Projects

Fiscal Year: 2028

Trans Comm Dist	Project		General Location Detail Location	Begin RM	End RM	Length	Character of Work	Cost \$1,000						
								PE FY	PE	CE & CON	TOTAL	FED	ST	OTH
3	NHPP	2000063	TETON TO IDAHO	13.71	17.49	3.78	PAVEMENT REHABILITATION		523	7,706	8,229	7,446	783	0
FY TOTAL:								3.78	\$523	\$7,706	\$8,229	\$7,446	\$783	\$0
Grand Total: 2028, Teton County									\$523	\$7,706	\$8,229	\$7,446	\$783	\$0



Wyoming Department of Transportation  
5300 Bishop Blvd  
Cheyenne, WY 82009





## STATE TRANSPORTATION IMPROVEMENT PROJECTS COUNTY TOTAL

WYCN00102SUM

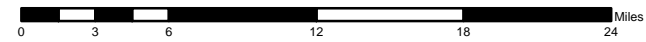
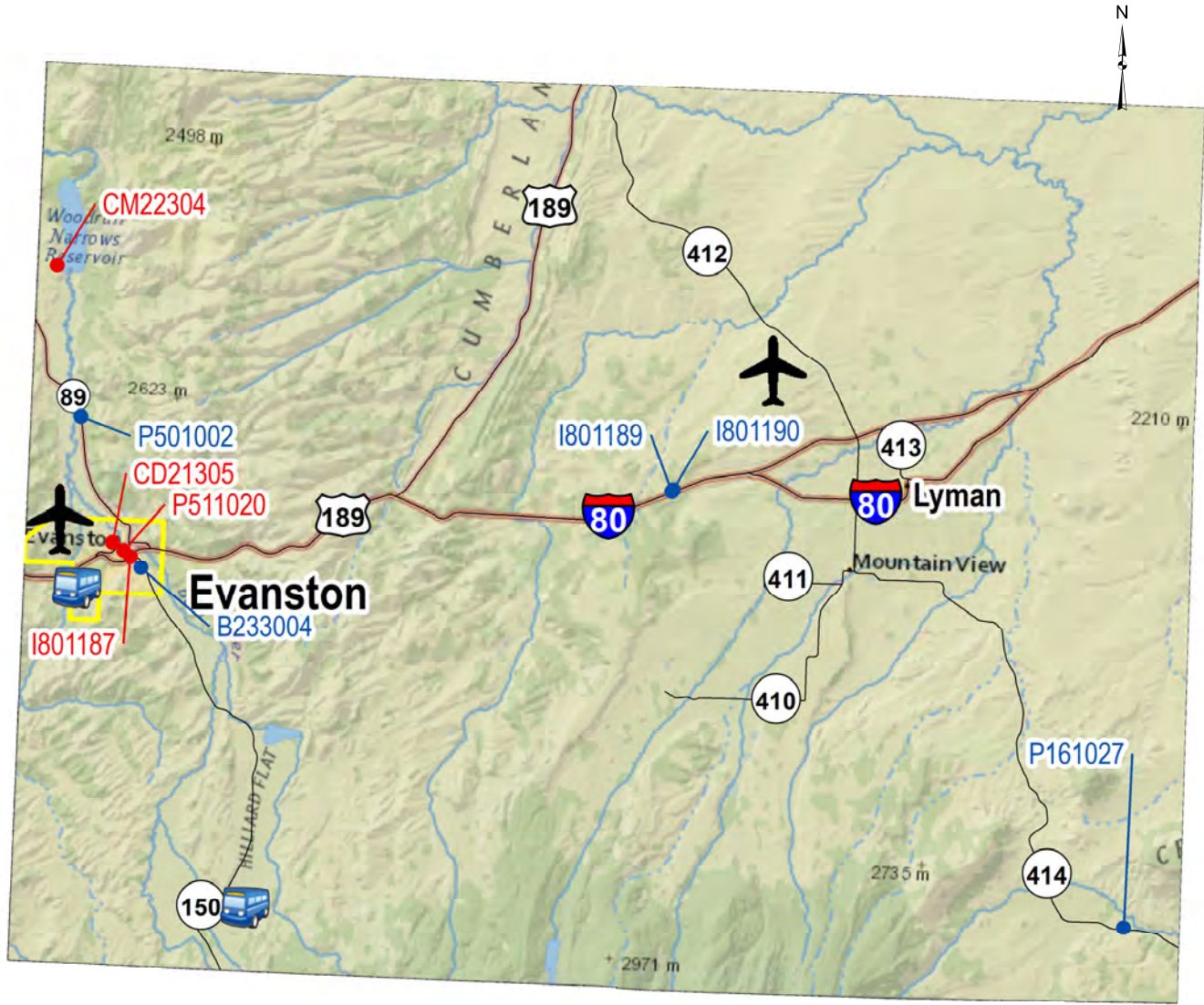
County		Transportation Projects	Communications Projects	Transit Projects	Aeronautics Projects	Total
Teton	2023	\$46,474,000	\$0	\$7,932,000	\$6,802,000	\$61,208,000
	2024	\$9,457,000	\$0	\$0	\$18,580,000	\$28,037,000
	2025	\$4,919,000	\$0	\$0	\$3,265,000	\$8,184,000
	2026	\$110,000	\$0	\$0	\$3,787,000	\$3,897,000
	2027	\$0	\$0	\$0	\$533,000	\$533,000
	2028	\$8,229,000	\$0	\$0	\$0	\$8,229,000
	<b>Total</b>	<b>\$69,189,000</b>	<b>\$0</b>	<b>\$7,932,000</b>	<b>\$32,967,000</b>	<b>\$110,088,000</b>

# UINTA COUNTY

## Key to FY 2023 STIP

- 2023
- Future
-  Communications
-  Aeronautics
-  Transit
-  Urban Boundary




### MAP KEY



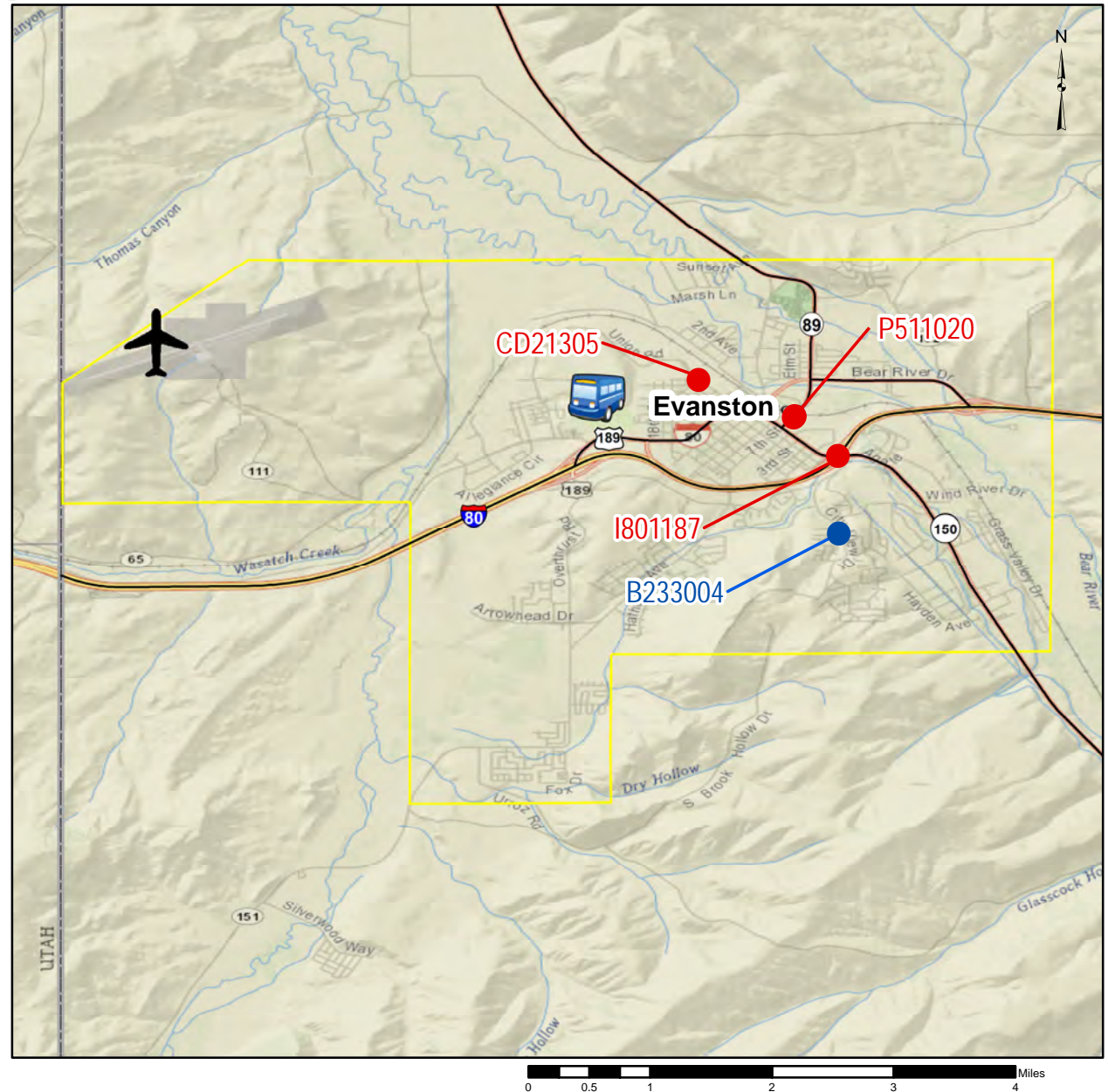


# EVANSTON INSET

## Key to FY 2023 STIP

- 2023
- Future
-  Communications
-  Aeronautics
-  Transit
- Urban Boundary

### MAP KEY







Wyoming Department of Transportation  
5300 Bishop Blvd  
Cheyenne, WY 82009

## STATE TRANSPORTATION IMPROVEMENT PROJECTS ENGINEERING & CONSTRUCTION

WYCN002B

### Uinta County

#### Transportation Projects

Fiscal Year: 2023

Trans Comm Dist	Project		General Location Detail Location	Begin RM	End RM	Length	Character of Work	Cost \$1,000						
								PE FY	PE	CE & CON	TOTAL	FED	ST	OTH
3	CD	CD21305	EVANSTON ROUNDHOUSE SITE/ADA BIKE & PEDESTRIAN IMPROVEMENTS LPA-CITY OF EVANSTON	101.06	101.06	0.00	COMMUNITY DEVELOPMENT	2021	70	375	445	356	0	89
3	CM	CM22304	UINTA COUNTY VARIOUS COUNTY ROADS LPA-UINTA COUNTY	0.00	4.41	4.41	ENVIRONMENTAL		0	392	392	313	0	78
3	NHPPI	I801187	EVANSTON TO LYMAN WY 150/STATE HOSPITAL INTERCHANGE ROAD	5.26	5.26	0.00	SAFETY IMPROVEMENTS	2021	90	688	778	722	56	0
3	STP-E	P511020	EVANSTON STRUCTURE NO. FEM	5.31	5.31	0.00	LIGHTING		15	260	275	249	26	0
FY TOTAL:						4.41			\$175	\$1,715	\$1,890	\$1,640	\$82	\$167

#### Transit Projects

Fiscal Year: 2023

Trans Comm Dist												
Trans Comm Dist	Project		General Location Eligible Provider	Funding Source	Character of Work	Cost \$1,000						
						PE FY	PE	CE & CON	TOTAL	FED	ST	OTH
3	FTA	FT23336	EVANSTON UINTA SENIOR CITIZENS, INC.	STATE	OPERATING/ADMIN/MAINT		0	119	119	0	79	40
3	FTA	FT23342	EVANSTON WYOMING PUBLIC TRANSIT ASSOCIATION	RTAP	RTAP		0	73	73	73	0	0
FY TOTAL:							\$0	\$192	\$192	\$73	\$79	\$40



Wyoming Department of Transportation  
5300 Bishop Blvd  
Cheyenne, WY 82009

## STATE TRANSPORTATION IMPROVEMENT PROJECTS ENGINEERING & CONSTRUCTION

WYCN002B

### Uinta County

#### Aeronautics Projects

Fiscal Year: 2023

Aero Comm Dist	Project		General Location		Character of Work	Cost \$1,000						
						PE FY	PE	CE & CON	TOTAL	FED	ST	OTH
2	AERO	AEV005A	EVANSTON		PLANNING STUDY		0	89	89	80	5	4
2	AERO	AEV005B	EVANSTON		PLANNING STUDY		0	244	244	220	15	10
3	AERO	AFB014B	FORT BRIDGER		PAVEMENT RECONSTRUCTION		0	689	689	620	41	28
3	AERO	AFBR14C	FORT BRIDGER		PAVEMENT RECONSTRUCTION		0	244	244	220	15	10
FY TOTAL:							\$0	\$1,266	\$1,266	\$1,140	\$76	\$52
Grand Total: 2023, Uinta County							\$175	\$3,173	\$3,348	\$2,853	\$237	\$259

#### Transportation Projects

Fiscal Year: 2024

Trans Comm Dist	Project		General Location Detail Location	Begin RM	End RM	Length	Character of Work	Cost \$1,000						
								PE FY	PE	CE & CON	TOTAL	FED	ST	OTH
3	STPU-EV	B233004	EVANSTON CITY VIEW DRIVE/SIOUX DRIVE-DEL RIO DRIVE	98.86	99.42	0.56	RECONSTRUCTION	2018	270	2,370	2,639	2,388	0	251
FY TOTAL:						0.56			\$270	\$2,370	\$2,639	\$2,388	\$0	\$251
Grand Total: 2024, Uinta County									\$270	\$2,370	\$2,639	\$2,388	\$0	\$251

#### Aeronautics Projects

Fiscal Year: 2025

Aero Comm Dist	Project		General Location		Character of Work	Cost \$1,000						
						PE FY	PE	CE & CON	TOTAL	FED	ST	OTH
2	AERO	AEV001A	EVANSTON		PAVEMENT MAINTENANCE		0	556	556	0	500	56
3	AERO	AFB007A	FORT BRIDGER		PAVEMENT MAINTENANCE		0	225	225	0	203	23
FY TOTAL:							\$0	\$781	\$781	\$0	\$703	\$79
Grand Total: 2025, Uinta County							\$0	\$781	\$781	\$0	\$703	\$79



Wyoming Department of Transportation  
5300 Bishop Blvd  
Cheyenne, WY 82009

## STATE TRANSPORTATION IMPROVEMENT PROJECTS ENGINEERING & CONSTRUCTION

WYCN002B

### Uinta County

#### Transportation Projects

Fiscal Year: 2027

Trans Comm Dist	Project		General Location Detail Location	Begin RM	End RM	Length	Character of Work	Cost \$1,000						
								PE FY	PE	CE & CON	TOTAL	FED	ST	OTH
3	STP	P161027	MOUNTAIN VIEW TO LONE TREE STRUCTURE NO. CWW	120.00	130.00	10.00	PAVEMENT REHABILITATION	2024	432	6,365	6,798	6,151	646	0
3	STP	P501002	EVANSTON TO UTAH BEAR RIVER SECTION/WY 89	1.15	11.59	10.44	PAVEMENT REHABILITATION	2022	882	13,522	14,403	13,034	1,370	0
FY TOTAL:				20.44					\$1,314	\$19,887	\$21,201	\$19,185	\$2,016	\$0

#### Aeronautics Projects

Fiscal Year: 2027

Aero Comm Dist	Project		General Location		Character of Work	Cost \$1,000						
						PE FY	PE	CE & CON	TOTAL	FED	ST	OTH
2	AERO	AEV014A	EVANSTON		AIRPORT EQUIPMENT		0	333	333	0	300	33
FY TOTAL:							\$0	\$333	\$333	\$0	\$300	\$33
Grand Total: 2027, Uinta County							\$1,314	\$20,220	\$21,534	\$19,185	\$2,316	\$33



Wyoming Department of Transportation  
5300 Bishop Blvd  
Cheyenne, WY 82009

## STATE TRANSPORTATION IMPROVEMENT PROJECTS ENGINEERING & CONSTRUCTION

WYCN002B

### Uinta County

#### Transportation Projects

Fiscal Year: 2028

Trans Comm Dist	Project		General Location Detail Location	Begin RM	End RM	Length	Character of Work	Cost \$1,000						
								PE FY	PE	CE & CON	TOTAL	FED	ST	OTH
3	NHPPI	I801189	LYMAN	28.00	34.22	6.22	PAVEMENT REHABILITATION		565	8,333	8,899	8,254	644	0
FY TOTAL:						6.22			\$565	\$8,333	\$8,899	\$8,254	\$644	\$0
Grand Total: 2028, Uinta County									\$565	\$8,333	\$8,899	\$8,254	\$644	\$0



Wyoming Department of Transportation  
5300 Bishop Blvd  
Cheyenne, WY 82009

## STATE TRANSPORTATION IMPROVEMENT PROJECTS COUNTY TOTAL

WYCN00102SUM

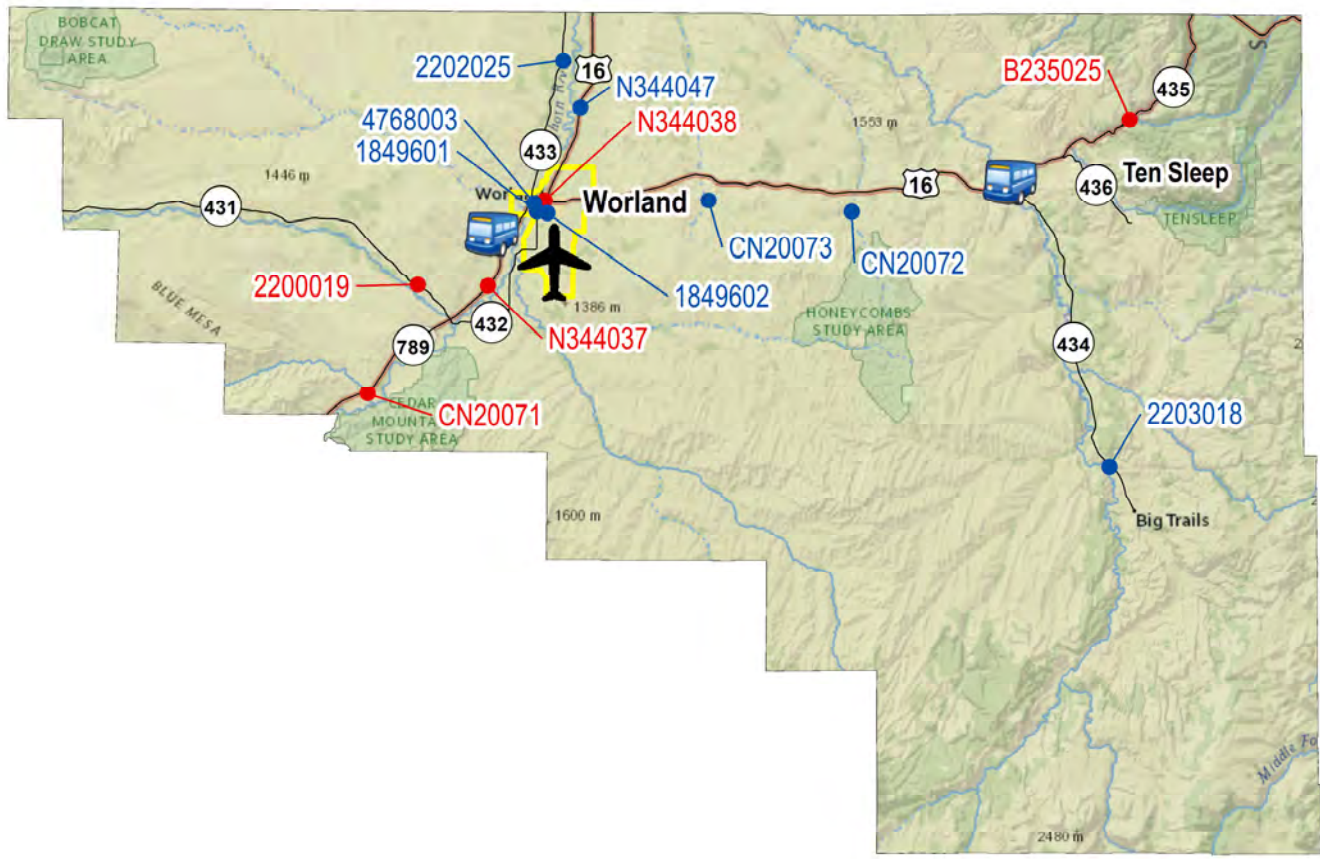
County		Transportation Projects	Communications Projects	Transit Projects	Aeronautics Projects	Total
Uinta	2023	\$1,890,000	\$0	\$192,000	\$1,266,000	\$3,348,000
	2024	\$2,639,000	\$0	\$0	\$0	\$2,639,000
	2025	\$0	\$0	\$0	\$781,000	\$781,000
	2027	\$21,201,000	\$0	\$0	\$333,000	\$21,534,000
	2028	\$8,899,000	\$0	\$0	\$0	\$8,899,000
	<b>Total</b>	<b>\$34,629,000</b>	<b>\$0</b>	<b>\$192,000</b>	<b>\$2,380,000</b>	<b>\$37,201,000</b>

# WASHAKIE COUNTY



## Key to FY 2023 STIP

- 2023
- Future
- Communications
- Aeronautics
- Transit
- Urban Boundary






## MAP KEY

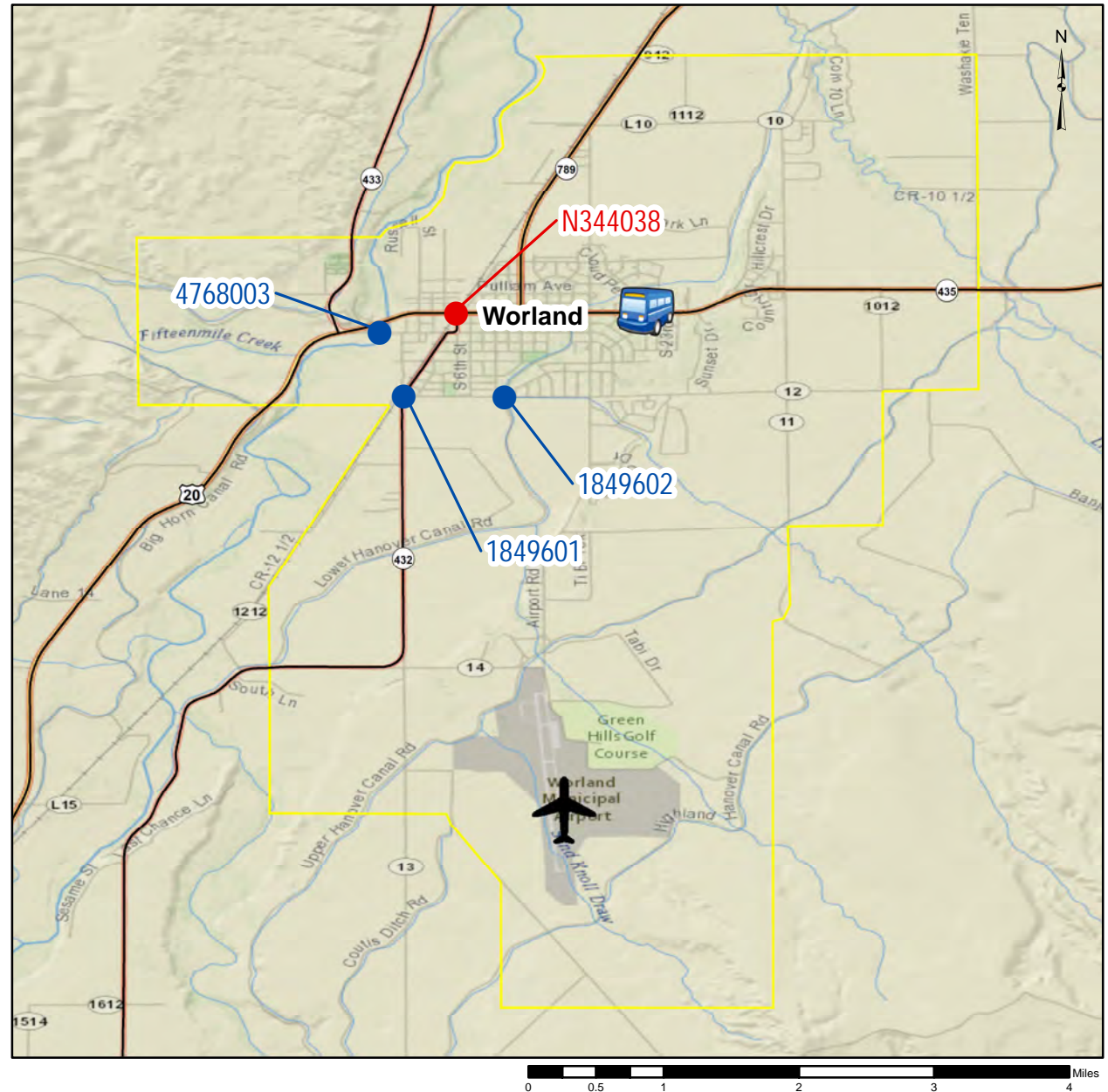


# WORLAND INSET

## Key to FY 2023 STIP

- 2023
- Future
-  Communications
-  Aeronautics
-  Transit
- Urban Boundary

### MAP KEY







Wyoming Department of Transportation  
5300 Bishop Blvd  
Cheyenne, WY 82009

## STATE TRANSPORTATION IMPROVEMENT PROJECTS ENGINEERING & CONSTRUCTION

WYCN002B

### Washakie County

#### Transportation Projects

Fiscal Year: 2023

Trans Comm Dist	Project		General Location Detail Location	Begin RM	End RM	Length	Character of Work	Cost \$1,000						
								PE FY	PE	CE & CON	TOTAL	FED	ST	OTH
5	STP	2200019	GOOSEBERRY CREEK ROAD WY 431	0.00	5.00	5.00	PAVEMENT RESURFACE	2020	100	1,392	1,493	1,351	142	0
M	HSIP-GM	B235025	TRANSPORTATION DISTRICT 5 VARIOUS LOCATIONS/TEN SLEEP CANYON/US 16	34.00	35.50	1.50	GUARDRAIL	2020	25	563	587	532	56	0
5	RHC-P	CN20071	BNSF RAILWAY BNSF 086278S	0.03	0.03	0.00	RAILROAD		0	270	270	243	0	27
5	NHPP	N344037	THERMOPOLIS TO WORLAND NEIBER-BIG HORN CANALSECTION US 20/WY 789	156.64	162.12	5.49	PAVEMENT REHABILITATION	2021	310	3,418	3,728	3,373	355	0
5	RHC-P	N344038	WORLAND BNSF RRMP 368.41 DOT NO. 090867N	165.36	165.36	0.00	RAILROAD		50	500	550	495	0	55
FY TOTAL:				11.99					\$485	\$6,143	\$6,628	\$5,994	\$553	\$82





Wyoming Department of Transportation  
5300 Bishop Blvd  
Cheyenne, WY 82009

## STATE TRANSPORTATION IMPROVEMENT PROJECTS ENGINEERING & CONSTRUCTION

WYCN002B

### Washakie County

#### Transit Projects

Fiscal Year: 2023

Trans Comm Dist	Project		General Location Eligible Provider	Funding Source	Character of Work	Cost \$1,000						
						PE FY	PE	CE & CON	TOTAL	FED	ST	OTH
5	FTA	FT23537	TEN SLEEP TEN SLEEP SENIOR CENTER	STATE	OPERATING/ADMIN/MAINT		0	33	33	0	22	11
5	FTA	FT23538	WORLAND WASHAKIE COUNTY SENIOR CITIZENS CENTER	5311	OPERATING/ADMIN/MAINT		0	115	115	75	0	40
FY TOTAL:							\$0	\$148	\$148	\$75	\$22	\$51

#### Aeronautics Projects

Fiscal Year: 2023

Aero Comm Dist	Project		General Location		Character of Work	Cost \$1,000						
						PE FY	PE	CE & CON	TOTAL	FED	ST	OTH
4	AERO	AWR004A	WORLAND		PAVEMENT MAINTENANCE		0	400	400	0	360	40
FY TOTAL:							\$0	\$400	\$400	\$0	\$360	\$40
Grand Total: 2023, Washakie County							\$485	\$6,691	\$7,176	\$6,069	\$935	\$173

#### Transportation Projects

Fiscal Year: 2024

Trans Comm Dist	Project		General Location Detail Location	Begin RM	End RM	Length	Character of Work	Cost \$1,000						
								PE FY	PE	CE & CON	TOTAL	FED	ST	OTH
5	STPU-WO	1849601	WORLAND WASHAKIE AVENUE	100.01	100.01	0.00	RECONSTRUCTION	2024	17	0	17	15	0	2
FY TOTAL:						0.00			\$17	\$0	\$17	\$15	\$0	\$2



Wyoming Department of Transportation  
5300 Bishop Blvd  
Cheyenne, WY 82009

## STATE TRANSPORTATION IMPROVEMENT PROJECTS ENGINEERING & CONSTRUCTION

WYCN002B

### Washakie County

#### Aeronautics Projects

Fiscal Year: 2024

Aero Comm Dist	Project		General Location		Character of Work	Cost \$1,000						
						PE FY	PE	CE & CON	TOTAL	FED	ST	OTH
4	AERO	AWR005A	WORLAND		PAVEMENT REHABILITATION		0	2,556	2,556	2,300	153	102
FY TOTAL:							\$0	\$2,556	\$2,556	\$2,300	\$153	\$102
Grand Total: 2024, Washakie County							\$17	\$2,556	\$2,573	\$2,315	\$153	\$104

#### Transportation Projects

Fiscal Year: 2025

Trans Comm Dist	Project		General Location Detail Location	Begin RM	End RM	Length	Character of Work	Cost \$1,000						
								PE FY	PE	CE & CON	TOTAL	FED	ST	OTH
5	STP	2203018	TEN SLEEP BIG TRAILS/SOUTH END/WY 434	15.00	20.63	5.63	PAVEMENT RESURFACE	2022	71	1,870	1,941	1,757	185	0
5	STP	4768003	WORLAND REPLACE BRIDGE AND NEW ALIGNMENT/WASHAKIE (EOJ)	100.01	100.01	0.00	BRIDGE REPLACEMENT	2021	518	10,089	10,606	9,598	1,009	0
FY TOTAL:						5.63			\$589	\$11,959	\$12,547	\$11,355	\$1,194	\$0
Grand Total: 2025, Washakie County									\$589	\$11,959	\$12,547	\$11,355	\$1,194	\$0



Wyoming Department of Transportation  
5300 Bishop Blvd  
Cheyenne, WY 82009

## STATE TRANSPORTATION IMPROVEMENT PROJECTS ENGINEERING & CONSTRUCTION

WYCN002B

### Washakie County

#### Transportation Projects

Fiscal Year: 2026

Trans Comm Dist	Project		General Location Detail Location	Begin RM	End RM	Length	Character of Work	Cost \$1,000						
								PE FY	PE	CE & CON	TOTAL	FED	ST	OTH
5	HI-BFP	CN20073	WASHAKIE COUNTY CN20-580 OVER EAST FORK SAND CREEK STRUCTURE NO. FMQ	4.62	4.62	0.00	BRIDGE REPLACEMENT		165	1,485	1,650	1,650	0	0
5	NHPP	N344047	WORLAND TO MANDERSON US 16/20	165.77	176.69	10.92	PAVEMENT REHABILITATION	2022	500	7,300	7,801	7,058	742	0
FY TOTAL:									\$665	\$8,785	\$9,451	\$8,708	\$742	\$0

#### Aeronautics Projects

Fiscal Year: 2026

Aero Comm Dist	Project		General Location		Character of Work	Cost \$1,000						
						PE FY	PE	CE & CON	TOTAL	FED	ST	OTH
4	AERO	AWR007A	WORLAND		PLANNING STUDY		0	333	333	300	20	13
FY TOTAL:							\$0	\$333	\$333	\$300	\$20	\$13
Grand Total: 2026, Washakie County							\$665	\$9,118	\$9,784	\$9,008	\$762	\$13



Wyoming Department of Transportation  
5300 Bishop Blvd  
Cheyenne, WY 82009

## STATE TRANSPORTATION IMPROVEMENT PROJECTS ENGINEERING & CONSTRUCTION

WYCN002B

### Washakie County

#### Transportation Projects

Fiscal Year: 2027

Trans Comm Dist	Project		General Location Detail Location	Begin RM	End RM	Length	Character of Work	Cost \$1,000						
								PE FY	PE	CE & CON	TOTAL	FED	ST	OTH
5	HI-BFP	1849602	WORLAND WASHAKIE AVENUE OVER LOWER HANOVER CANAL STRUCTURE NO. DLL	100.54	100.54	0.00	BRIDGE REPLACEMENT		44	396	440	440	0	0
5	HI-BFP	CN20072	WASHAKIE COUNTY CN20-580A OVER BIG COTTONWOOD CREEK STRUCTURE NO. FMO	7.21	7.21	0.00	BRIDGE REPLACEMENT		145	1,305	1,450	1,450	0	0
FY TOTAL:						0.00			\$189	\$1,701	\$1,890	\$1,890	\$0	\$0

#### Aeronautics Projects

Fiscal Year: 2027

Aero Comm Dist	Project		General Location		Character of Work	Cost \$1,000						
						PE FY	PE	CE & CON	TOTAL	FED	ST	OTH
4	AERO	AWR010A	WORLAND		PAVEMENT MAINTENANCE		0	405	405	0	365	41
FY TOTAL:							\$0	\$405	\$405	\$0	\$365	\$41
Grand Total: 2027, Washakie County							\$189	\$2,106	\$2,295	\$1,890	\$365	\$41



Wyoming Department of Transportation  
5300 Bishop Blvd  
Cheyenne, WY 82009

## STATE TRANSPORTATION IMPROVEMENT PROJECTS ENGINEERING & CONSTRUCTION

WYCN002B

### Washakie County

#### Transportation Projects

Fiscal Year: 2028

Trans Comm Dist	Project		General Location Detail Location	Begin RM	End RM	Length	Character of Work	Cost \$1,000						
								PE FY	PE	CE & CON	TOTAL	FED	ST	OTH
5	STP	2202025	WORLAND TO MANDERSON WY 433	5.50	10.92	5.42	PAVEMENT REHABILITATION	2024	227	3,518	3,745	3,389	356	0
FY TOTAL:						5.42			\$227	\$3,518	\$3,745	\$3,389	\$356	\$0
Grand Total: 2028, Washakie County									\$227	\$3,518	\$3,745	\$3,389	\$356	\$0



Wyoming Department of Transportation  
5300 Bishop Blvd  
Cheyenne, WY 82009





## STATE TRANSPORTATION IMPROVEMENT PROJECTS COUNTY TOTAL

WYCN00102SUM

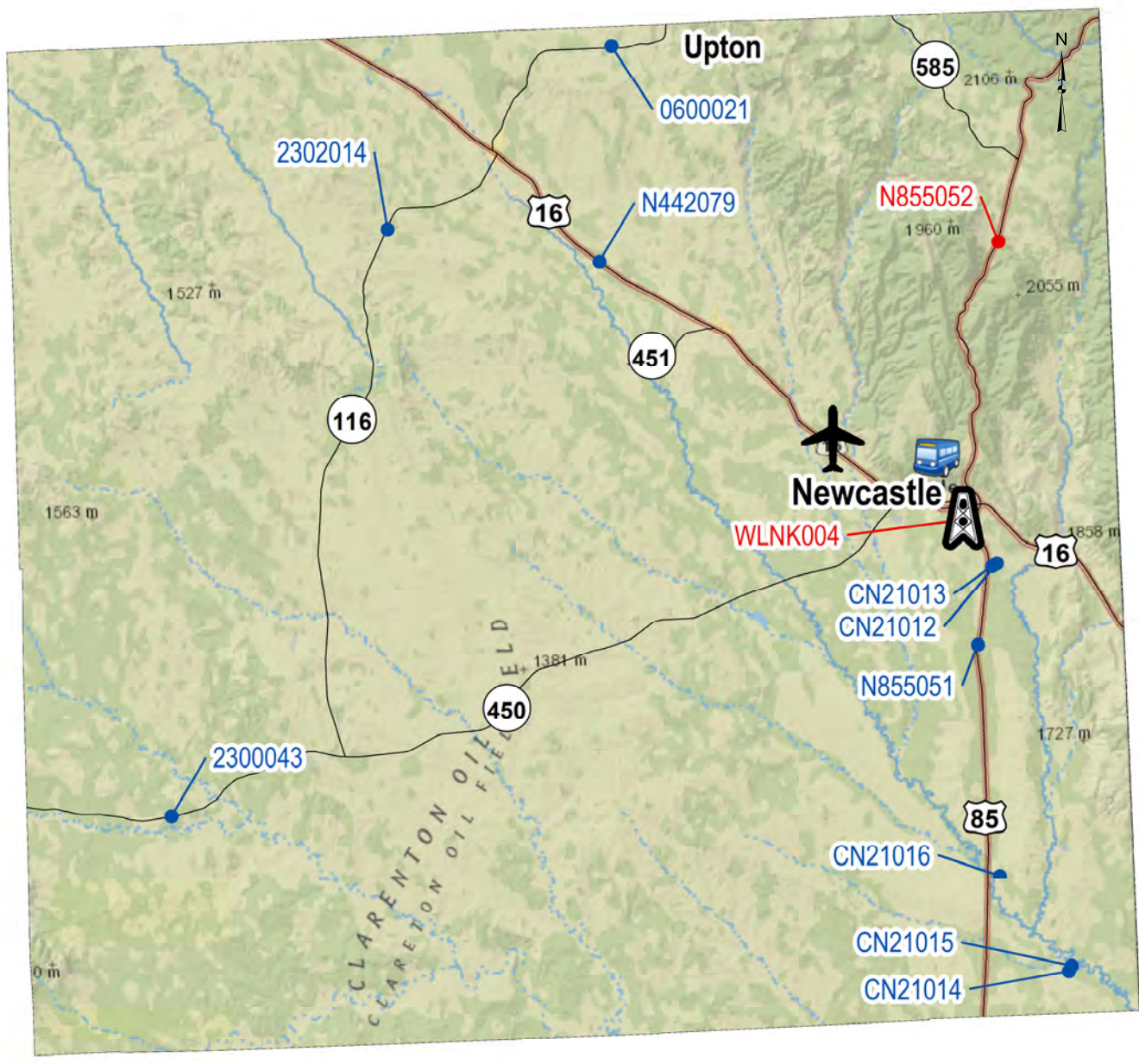
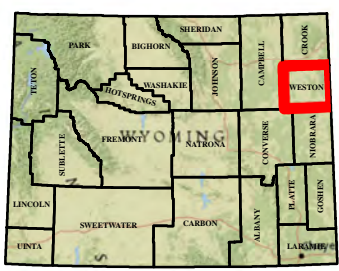
County		Transportation Projects	Communications Projects	Transit Projects	Aeronautics Projects	Total
Washakie	2023	\$6,628,000	\$0	\$148,000	\$400,000	\$7,176,000
	2024	\$17,000	\$0	\$0	\$2,556,000	\$2,573,000
	2025	\$12,547,000	\$0	\$0	\$0	\$12,547,000
	2026	\$9,451,000	\$0	\$0	\$333,000	\$9,784,000
	2027	\$1,890,000	\$0	\$0	\$405,000	\$2,295,000
	2028	\$3,745,000	\$0	\$0	\$0	\$3,745,000
	<b>Total</b>	<b>\$34,278,000</b>	<b>\$0</b>	<b>\$148,000</b>	<b>\$3,694,000</b>	<b>\$38,120,000</b>

# WESTON COUNTY

## Key to FY 2023 STIP

- 2023
- Future
-  Communications
-  Aeronautics
-  Transit
-  Urban Boundary

### MAP KEY





Wyoming Department of Transportation  
5300 Bishop Blvd  
Cheyenne, WY 82009

## STATE TRANSPORTATION IMPROVEMENT PROJECTS ENGINEERING & CONSTRUCTION

WYCN002B

### Weston County

#### Transportation Projects

Fiscal Year: 2023

Trans Comm Dist	Project		General Location Detail Location	Begin RM	End RM	Length	Character of Work	Cost \$1,000						
								PE FY	PE	CE & CON	TOTAL	FED	ST	OTH
6	NHPP	N855052	NEWCASTLE TO FOUR CORNERS US 85/RED BUTTES SECTION	238.26	248.30	10.04	PAVEMENT REHABILITATION	2021	339	7,098	7,437	6,730	707	0
FY TOTAL:									\$339	\$7,098	\$7,437	\$6,730	\$707	\$0

#### Communications Projects

Fiscal Year: 2023

Trans Comm Dist	Project		General Location Detail Location	Begin RM	End RM	Length	Character of Work	Cost \$1,000						
								PE FY	PE	CE & CON	TOTAL	FED	ST	OTH
6	STP	WLNK004	NEWCASTLE SOUTH OF NEWCASTLE WEST OF US 85	0.00	0.00	0.00	SAFETY IMPROVEMENTS		0	621	621	562	59	0
FY TOTAL:									\$0	\$621	\$621	\$562	\$59	\$0

#### Transit Projects

Fiscal Year: 2023

Trans Comm Dist	Project		General Location Eligible Provider	Funding Source	Character of Work	Cost \$1,000						
						PE FY	PE	CE & CON	TOTAL	FED	ST	OTH
6	FTA	FT23439	NEWCASTLE WESTON COUNTY SENIOR SERVICES	STATE	OPERATING/ADMIN/MAINT		0	145	145	0	92	53
FY TOTAL:							\$0	\$145	\$145	\$0	\$92	\$53





Wyoming Department of Transportation  
5300 Bishop Blvd  
Cheyenne, WY 82009

## STATE TRANSPORTATION IMPROVEMENT PROJECTS ENGINEERING & CONSTRUCTION

WYCN002B

### Weston County

#### Aeronautics Projects

Fiscal Year: 2023

Aero Comm Dist	Project		General Location		Character of Work	Cost \$1,000						
						PE FY	PE	CE & CON	TOTAL	FED	ST	OTH
5	AERO	AEC008A	NEWCASTLE		BUILDINGS		0	500	500	450	30	20
5	AERO	AEC008B	NEWCASTLE		BUILDINGS		0	244	244	220	15	10
FY TOTAL:							\$0	\$744	\$744	\$670	\$45	\$30
Grand Total: 2023, Weston County							\$339	\$8,608	\$8,947	\$7,962	\$903	\$83

#### Transportation Projects

Fiscal Year: 2024

Trans Comm Dist	Project		General Location Detail Location	Begin RM	End RM	Length	Character of Work	Cost \$1,000						
								PE FY	PE	CE & CON	TOTAL	FED	ST	OTH
4	STP- BROS	CN21012	WESTON COUNTY COUNTY ROAD 1A/STRUCTURE DYC	3.49	3.49	0.00	BRIDGE REPLACEMENT	2021	647	3,432	4,079	3,691	0	388
FY TOTAL:						0.00			\$647	\$3,432	\$4,079	\$3,691	\$0	\$388

#### Aeronautics Projects

Fiscal Year: 2024

Aero Comm Dist	Project		General Location		Character of Work	Cost \$1,000						
						PE FY	PE	CE & CON	TOTAL	FED	ST	OTH
5	AERO	AEC007A	NEWCASTLE		PAVEMENT MAINTENANCE		0	165	165	0	149	17
FY TOTAL:							\$0	\$165	\$165	\$0	\$149	\$17
Grand Total: 2024, Weston County							\$647	\$3,597	\$4,244	\$3,691	\$149	\$405



Wyoming Department of Transportation  
5300 Bishop Blvd  
Cheyenne, WY 82009

## STATE TRANSPORTATION IMPROVEMENT PROJECTS ENGINEERING & CONSTRUCTION

WYCN002B

### Weston County

#### Transportation Projects

Fiscal Year: 2025

Trans Comm Dist	Project		General Location Detail Location	Begin RM	End RM	Length	Character of Work	Cost \$1,000						
								PE FY	PE	CE & CON	TOTAL	FED	ST	OTH
6	STP-CR	CN21013	WESTON COUNTY COUNTY ROAD 1	0.00	0.45	0.45	PAVEMENT RESURFACE	2021	71	907	977	831	0	147
6	NHPP	N855051	NIOBRARA COUNTY TO NEWCASTLE BLACKTAIL CREEK/US 85	215.50	229.27	13.77	PAVEMENT REHABILITATION	2022	330	7,777	8,107	7,335	771	0
FY TOTAL:									\$401	\$8,684	\$9,084	\$8,166	\$771	\$147

#### Aeronautics Projects

Fiscal Year: 2025

Aero Comm Dist	Project		General Location		Character of Work	Cost \$1,000						
						PE FY	PE	CE & CON	TOTAL	FED	ST	OTH
5	AERO	AEC022A	NEWCASTLE		PAVEMENT REHABILITATION		0	167	167	150	10	7
FY TOTAL:							\$0	\$167	\$167	\$150	\$10	\$7
Grand Total: 2025, Weston County							\$401	\$8,851	\$9,251	\$8,316	\$781	\$154



Wyoming Department of Transportation  
5300 Bishop Blvd  
Cheyenne, WY 82009

## STATE TRANSPORTATION IMPROVEMENT PROJECTS ENGINEERING & CONSTRUCTION

WYCN002B

### Weston County

#### Transportation Projects

Fiscal Year: 2026

Trans Comm Dist	Project		General Location Detail Location	Begin RM	End RM	Length	Character of Work	Cost \$1,000												
								PE FY	PE	CE & CON	TOTAL	FED	ST	OTH						
6	STP	0600021	SUNDANCE TO UPTON WESTON COUNTY LINE SOUTH/WY 116	16.60	22.50	5.90	PAVEMENT REHABILITATION	2023	209	2,499	2,708	2,442	267	0						
6	STP	2300043	NEWCASTLE TO WRIGHT CLARETON SECTION/WY 450	32.00	45.60	13.60	PAVEMENT REHABILITATION	2023	470	6,529	6,999	6,324	675	0						
FY TOTAL:												19.50								
Grand Total: 2026, Weston County													\$679	\$9,028	\$9,707	\$8,766	\$942	\$0		



Wyoming Department of Transportation  
5300 Bishop Blvd  
Cheyenne, WY 82009

## STATE TRANSPORTATION IMPROVEMENT PROJECTS ENGINEERING & CONSTRUCTION

WYCN002B

### Weston County

#### Transportation Projects

Fiscal Year: 2027

Trans Comm Dist	Project		General Location Detail Location	Begin RM	End RM	Length	Character of Work	Cost \$1,000						
								PE FY	PE	CE & CON	TOTAL	FED	ST	OTH
6	STP	2302014	UPTON WY 116	0.00	13.45	13.45	PAVEMENT REHABILITATION	2024	413	5,980	6,393	5,785	608	0
6	HI-BFP	CN21014	WESTON COUNTY COUNTY ROAD 1A OVER UNNAMED DRAW STRUCTURE NO. DYL	22.80	22.80	0.00	BRIDGE REPLACEMENT		44	396	440	440	0	0
6	HI-BFP	CN21015	WESTON COUNTY COUNTY ROAD 1A OVER BEAVER CREEK STRUCTURE NO. DYK	22.50	22.50	0.00	BRIDGE REPLACEMENT		518	4,658	5,176	5,175	0	0
6	HI-BFP	CN21016	WESTON COUNTY COUNTY ROAD 2 OVER BLACKTAIL CREEK STRUCTURE NO. DYN	0.80	0.80	0.00	BRIDGE REPLACEMENT		40	360	400	400	0	0
FY TOTAL:				13.45					\$1,015	\$11,394	\$12,409	\$11,800	\$608	\$0

#### Aeronautics Projects

Fiscal Year: 2027

Aero Comm Dist	Project		General Location		Character of Work	Cost \$1,000						
						PE FY	PE	CE & CON	TOTAL	FED	ST	OTH
5	AERO	AEC012A	NEWCASTLE		PAVEMENT REHABILITATION		0	667	667	600	40	27
FY TOTAL:							\$0	\$667	\$667	\$600	\$40	\$27
Grand Total: 2027, Weston County							\$1,015	\$12,061	\$13,076	\$12,400	\$648	\$27



Wyoming Department of Transportation  
5300 Bishop Blvd  
Cheyenne, WY 82009

## STATE TRANSPORTATION IMPROVEMENT PROJECTS ENGINEERING & CONSTRUCTION

WYCN002B

### Weston County

#### Transportation Projects

Fiscal Year: 2028

Trans Comm Dist	Project		General Location Detail Location	Begin RM	End RM	Length	Character of Work	Cost \$1,000						
								PE FY	PE	CE & CON	TOTAL	FED	ST	OTH
6	NHPP	N442079	UPTON TO OSAGE US 16	221.00	233.31	12.31	PAVEMENT REHABILITATION		596	8,780	9,376	8,484	892	0
FY TOTAL:								12.31	\$596	\$8,780	\$9,376	\$8,484	\$892	\$0
Grand Total: 2028, Weston County									\$596	\$8,780	\$9,376	\$8,484	\$892	\$0



Wyoming Department of Transportation  
5300 Bishop Blvd  
Cheyenne, WY 82009

## STATE TRANSPORTATION IMPROVEMENT PROJECTS COUNTY TOTAL

WYCN00102SUM

County		Transportation Projects	Communications Projects	Transit Projects	Aeronautics Projects	Total
Weston	2023	\$7,437,000	\$621,000	\$145,000	\$744,000	\$8,947,000
	2024	\$4,079,000	\$0	\$0	\$165,000	\$4,244,000
	2025	\$9,084,000	\$0	\$0	\$167,000	\$9,251,000
	2026	\$9,707,000	\$0	\$0	\$0	\$9,707,000
	2027	\$12,409,000	\$0	\$0	\$667,000	\$13,076,000
	2028	\$9,376,000	\$0	\$0	\$0	\$9,376,000
	<b>Total</b>	<b>\$52,092,000</b>	<b>\$621,000</b>	<b>\$145,000</b>	<b>\$1,743,000</b>	<b>\$54,601,000</b>



Wyoming Department of Transportation  
5300 Bishop Blvd  
Cheyenne, WY 82009

## STATE TRANSPORTATION IMPROVEMENT PROJECTS ENGINEERING & CONSTRUCTION

WYCN002B

### Various County

#### Transportation Projects

Fiscal Year: 2023

Trans Comm Dist	Project		General Location Detail Location	Begin RM	End RM	Length	Character of Work	Cost \$1,000						
								PE FY	PE	CE & CON	TOTAL	FED	ST	OTH
M	STP-PM	B211045	TRANSPORTATION DISTRICT 1 VARIOUS LOCATIONS	33.92	41.15	7.23	PAVEMENT MAINTENANCE	2020	100	1,315	1,416	1,281	135	0
M	COVID	B211046	TRANSPORTATION DISTRICT 1 VARIOUS LOCATIONS/HIGH MAST LIGHT TOWERS	2.66	2.66	0.00	SAFETY IMPROVEMENTS	2021	250	5,397	5,647	5,623	24	0
M	COVID	B212047	TRANSPORTATION DISTRICT 2 VARIOUS LOCATIONS/HIGH MAST LIGHT TOWERS	2.09	2.09	0.00	SAFETY IMPROVEMENTS	2021	250	3,164	3,414	3,390	24	0
M	COVID	B213048	TRANSPORTATION DISTRICT 3 VARIOUS LOCATIONS/HIGH MAST LIGHT TOWERS	1.20	1.20	0.00	SAFETY IMPROVEMENTS	2021	250	5,559	5,809	5,785	24	0
M	COVID	B214049	TRANSPORTATION DISTRICT 4 VARIOUS LOCATIONS/HIGH MAST LIGHT TOWERS	297.56	297.56	0.00	SAFETY IMPROVEMENTS	2021	250	3,418	3,668	3,644	24	0
M	HI-NEVP	B229035	STATEWIDE STWD/VAR LOC FOR EV CHARGING STATIONS	0.00	0.00	0.00	UTILITY		500	0	500	400	100	0
M	STP-PM	B231009	TRANSPORTATION DISTRICT 1 VARIOUS LOCATIONS	278.98	283.93	4.95	PAVEMENT MAINTENANCE	2022	55	750	805	728	77	0



Wyoming Department of Transportation  
5300 Bishop Blvd  
Cheyenne, WY 82009

## STATE TRANSPORTATION IMPROVEMENT PROJECTS ENGINEERING & CONSTRUCTION

WYCN002B

### Various County

#### Transportation Projects

Fiscal Year: 2023

Trans Comm Dist	Project		General Location Detail Location	Begin RM	End RM	Length	Character of Work	Cost \$1,000						
								PE FY	PE	CE & CON	TOTAL	FED	ST	OTH
M	STP-PM	B231011	TRANSPORTATION DISTRICT 1 VARIOUS LOCATIONS	0.00	1.81	1.81	PAVEMENT MAINTENANCE	2022	89	1,700	1,789	1,619	170	0
M	STP-BR	B231013	TRANSPORTATION DISTRICT 1 STRUCTURE NO. DFQ	13.23	13.23	0.00	STRUCTURE REPAIR	2021	30	747	777	703	74	0
M	HSIP	B231014	TRANSPORTATION DISTRICT 1 VARIOUS LOCATIONS	7.85	10.13	2.28	GUARDRAIL	2020	55	1,998	2,054	1,858	195	0
M	HSIP	B231027	STATEWIDE VARIOUS LOCATIONS/DIST 1 & 4	187.20	401.00	213.80	SAFETY IMPROVEMENTS	2022	43	850	894	808	85	0
M	STP-BR	B232001	TRANSPORTATION DISTRICT 2 STRUCTURE NO. DCS, DCU, BUD, ACF, DCT, AKH, AKI, DFE, FDC, BWX	62.73	62.73	0.00	STRUCTURE REPAIR	2019	239	5,400	5,639	5,103	536	0
M	STP-BR	B233006	TRANSPORTATION DISTRICT 3 STRUCTURE NO. AMQ, AMW, BKD, CXW	10.68	10.68	0.00	STRUCTURE REPAIR	2020	76	2,685	2,761	2,499	263	0
M	SCP-TC- BR	B233008	TRANSPORTATION DISTRICT 3 STRUCTURE NO. AMF, AMM, DJG, FEM	5.31	5.31	0.00	STRUCTURE REPAIR	2020	228	4,850	5,078	206	4,872	0





Wyoming Department of Transportation  
5300 Bishop Blvd  
Cheyenne, WY 82009

## STATE TRANSPORTATION IMPROVEMENT PROJECTS ENGINEERING & CONSTRUCTION

WYCN002B

### Various County

#### Transportation Projects

Fiscal Year: 2023

Trans Comm Dist	Project		General Location Detail Location	Begin RM	End RM	Length	Character of Work	Cost \$1,000						
								PE FY	PE	CE & CON	TOTAL	FED	ST	OTH
M	STP-PM	B233019	TRANSPORTATION DISTRICT 3 VARIOUS LOCATIONS	0.00	12.00	12.00	PAVEMENT MAINTENANCE	2022	96	2,476	2,572	2,328	245	0
M	STP-PM	B233020	TRANSPORTATION DISTRICT 3 VARIOUS LOCATIONS	75.00	82.00	7.00	PAVEMENT MAINTENANCE	2022	83	1,250	1,333	1,206	127	0
M	STP-PM	B233021	TRANSPORTATION DISTRICT 3 VARIOUS LOCATIONS	130.00	150.00	20.00	PAVEMENT MAINTENANCE	2022	110	2,000	2,110	1,909	201	0
M	HSIP	B233028	TRANSPORTATION DISTRICT 3 I-80/VAR LOCATIONS	1.00	187.20	186.20	SAFETY IMPROVEMENTS	2021	43	850	894	808	85	0
M	SCP-TC- BR	B234002	TRANSPORTATION DISTRICT 4 STRUCTURE NO. DBJ, DAI, LIM, DIJ, DGD	248.70	248.70	0.00	STRUCTURE REPAIR	2020	178	6,255	6,433	161	6,272	0
M	SCP-TC- PM	B234022	TRANSPORTATION DISTRICT 4 VARIOUS LOCATIONS	0.00	16.00	16.00	PAVEMENT RESURFACE	2020	298	2,460	2,758	270	2,488	0
M	STP-BR	B235003	TRANSPORTATION DISTRICT 5 STRUCTURE NO. FUV, DDV	100.53	100.53	0.00	STRUCTURE REPAIR	2019	109	1,512	1,621	1,467	154	0



Wyoming Department of Transportation  
5300 Bishop Blvd  
Cheyenne, WY 82009

## STATE TRANSPORTATION IMPROVEMENT PROJECTS ENGINEERING & CONSTRUCTION

WYCN002B

### Various County

#### Transportation Projects

Fiscal Year: 2023

Trans Comm Dist	Project		General Location Detail Location	Begin RM	End RM	Length	Character of Work	Cost \$1,000						
								PE FY	PE	CE & CON	TOTAL	FED	ST	OTH
M	CM-GM	B235024	TRANSPORTATION DISTRICT 5 VARIOUS LOCATIONS/WY 30	104.50	121.80	17.30	DRAINAGE REPAIR	2020	50	2,072	2,122	1,920	202	0
M	HSIP	B239029	STATEWIDE SIGN UPGRADES/VARIOUS LOCATIONS	183.38	272.00	88.62	SAFETY IMPROVEMENTS	2021	21	425	446	404	42	0
M	HSIP	B239030	STATEWIDE RUMBLE STRIPS/VARIOUS LOCATIONS	0.00	0.00	0.00	SAFETY IMPROVEMENTS	2021	65	650	715	647	68	0
M	STP	FS02324	STATEWIDE FOREST SERVICE OFFICER	12.70	12.70	0.00	STUDIES		0	390	390	353	37	0
M	HRRR	HRRR023	STATEWIDE HIGH RISK RURAL ROAD LPA-UW TECHNOLOGY TRANSFER CENTER	12.70	12.70	0.00	SAFETY IMPROVEMENTS		0	300	300	271	0	29
M	CM-BR	IS02324	STATEWIDE BRIDGE INSPECTION ON SYSTEM	12.70	12.70	0.00	STUDIES		0	4,272	4,272	3,866	406	0
M	CM-BROS	IS12324	STATEWIDE BRIDGE INSPECTION OFF SYSTEM	12.70	12.70	0.00	STUDIES		0	1,690	1,690	1,529	161	0



Wyoming Department of Transportation  
5300 Bishop Blvd  
Cheyenne, WY 82009

## STATE TRANSPORTATION IMPROVEMENT PROJECTS ENGINEERING & CONSTRUCTION

WYCN002B

### Various County

#### Transportation Projects

Fiscal Year: 2023

Trans Comm Dist	Project		General Location Detail Location	Begin RM	End RM	Length	Character of Work	Cost \$1,000						
								PE FY	PE	CE & CON	TOTAL	FED	ST	OTH
M	CM	ITS2324	STATEWIDE INTELLIGENT TRANSPORTATION SYSTEM	12.70	12.70	0.00	STUDIES		0	13,100	13,100	11,854	1,246	0
M	CM	MS02324	STATEWIDE BRIDGE MANAGEMENT SYSTEM	12.70	12.70	0.00	STRUCTURE REPAIR		0	708	708	641	67	0
M	NRT	NRT2301	STATEWIDE NATIONAL RECREATIONAL TRAILS LPA-WYO STATE PARKS & CULTURAL RESOURCES TRAILS/MOTORIZED & NON-MOTORIZED	0.00	0.00	0.00	COMMUNITY DEVELOPMENT		0	1,388	1,388	1,110	0	278
M	NRT	NRT2302	STATEWIDE NATIONAL RECREATIONAL TRAILS LPA-WYO STATE PARKS & CULTURAL RESOURCES ADMINISTRATION	0.00	0.00	0.00	COMMUNITY DEVELOPMENT		0	103	103	93	0	10
M	NRT	NRT2303	STATEWIDE NATIONAL RECREATIONAL TRAILS LPA-WYO STATE PARKS & CULTURAL RESOURCES TRAINING	0.00	0.00	0.00	COMMUNITY DEVELOPMENT		0	58	58	46	0	12
M	PEG	PEG2331	TRANSPORTATION DISTRICT 3 STOCKPILE	0.00	0.00	0.00	GENERAL MAINTENANCE		5	1,500	1,505	0	1,505	0
M	PEG	PEG2351	TRANSPORTATION DISTRICT 5	0.00	0.00	0.00	GENERAL MAINTENANCE		52	1,000	1,052	0	1,052	0



Wyoming Department of Transportation  
5300 Bishop Blvd  
Cheyenne, WY 82009

## STATE TRANSPORTATION IMPROVEMENT PROJECTS ENGINEERING & CONSTRUCTION

WYCN002B

### Various County

#### Transportation Projects

Fiscal Year: 2023

Trans Comm Dist	Project		General Location Detail Location	Begin RM	End RM	Length	Character of Work	Cost \$1,000						
								PE FY	PE	CE & CON	TOTAL	FED	ST	OTH
M	CM	PM02324	STATEWIDE PAVEMENT MANAGEMENT	12.70	12.70	0.00	STUDIES		0	1,232	1,232	1,115	117	0
3	STP	WL32304	KEMMERER US 189 WILDLIFE CROSSINGS	2.00	30.00	28.00	ENVIRONMENTAL		20	0	20	18	2	0
FY TOTAL:				605.19					\$3,545	\$83,524	\$87,073	\$65,663	\$21,080	\$329



Wyoming Department of Transportation  
5300 Bishop Blvd  
Cheyenne, WY 82009

## STATE TRANSPORTATION IMPROVEMENT PROJECTS ENGINEERING & CONSTRUCTION

WYCN002B

### Various County

#### Transit Projects

Fiscal Year: 2023

Trans Comm Dist	Project		General Location Eligible Provider	Funding Source	Character of Work	Cost \$1,000						
						PE FY	PE	CE & CON	TOTAL	FED	ST	OTH
M	FTA	FT23183	VARIOUS LOCATIONS GREHOUND LINES	5311F	INTERCITY BUS OPERATING		0	818	818	818	0	0
M	FTA	FT23250	VARIOUS LOCATIONS WYOMING INDEPENDENT LIVING, INC.	VAR	MOBILITY MANAGEMENT- VOUCHER		0	429	429	319	110	0
M	FTA	FT23251	VARIOUS LOCATIONS BLACK HILLS STAGE LINES, INC.	5311F	INTERCITY BUS OPERATING		0	636	636	636	0	0
M	FTA	FT23370	VARIOUS LOCATIONS ALLTRANS, INC.	5311F	INTERCITY BUS OPERATING		0	517	517	517	0	0
M	FTA	FT23382	VARIOUS LOCATIONS WESTERN TRAILS CHARTERS AND TOURS, LLC	5311F	INTERCITY BUS OPERATING		0	202	202	202	0	0
M	FTA	FT23462	VARIOUS LOCATIONS JEFFERSON PARTNERS, L.P. DBA JEFFERSON LINES	5311F	INTERCITY BUS OPERATING		0	249	249	249	0	0
M	FTA	FT23549	VARIOUS LOCATIONS WYOMING SERVICES FOR INDEPENDENT LIVING	VAR	MOBILITY MANAGEMENT- VOUCHER		0	398	398	296	102	0
M	FTA	FT23574	VARIOUS LOCATIONS BLACK HILLS STAGE LINES, INC.	5311F	INTERCITY BUS OPERATING		0	287	287	287	0	0
M	FTA	FT23PMF	CHEYENNE WYDOT PERFORMANCE BASED FUNDING	STATE	PERFORMANCED BASED FUNDING		0	110	110	0	110	0
FY TOTAL:							\$0	\$3,646	\$3,646	\$3,324	\$322	\$0
Grand Total: 2023, Various County							\$3,545	\$87,170	\$90,719	\$68,987	\$21,402	\$329



Wyoming Department of Transportation  
5300 Bishop Blvd  
Cheyenne, WY 82009

## STATE TRANSPORTATION IMPROVEMENT PROJECTS ENGINEERING & CONSTRUCTION

WYCN002B

### Various County

#### Transportation Projects

Fiscal Year: 2024

Trans Comm Dist	Project		General Location Detail Location	Begin RM	End RM	Length	Character of Work	Cost \$1,000						
								PE FY	PE	CE & CON	TOTAL	FED	ST	OTH
M	CM-GM	B214021	TRANSPORTATION DISTRICT 4 VARIOUS LOCATIONS	37.13	37.13	0.00	DRAINAGE REPAIR	2019	30	638	668	604	64	0
M	STP-BR	B232015	TRANSPORTATION DISTRICT 2 VARIOUS LOCATIONS/I-25 STRUCTURES NOS. CZV, DCV, FMA	46.15	46.15	0.00	STRUCTURE REPAIR	2020	55	1,055	1,110	1,004	106	0
M	STP-PM	B232016	TRANSPORTATION DISTRICT 2 VARIOUS LOCATIONS	51.06	58.30	7.24	PAVEMENT MAINTENANCE	2022	55	1,055	1,110	1,004	106	0
M	STP-PM	B232017	TRANSPORTATION DISTRICT 2 VARIOUS LOCATIONS	113.45	114.83	1.38	PAVEMENT MAINTENANCE	2022	110	2,110	2,220	2,009	211	0
M	STP-PM	B232018	TRANSPORTATION DISTRICT 2 VARIOUS LOCATIONS	12.00	18.88	6.88	PAVEMENT MAINTENANCE	2022	165	3,000	3,165	2,864	301	0
M	HSIP	B241008	INTERSTATE 80 VARIOUS LOCATIONS I 80	327.20	327.80	0.60	SAFETY IMPROVEMENTS	2021	38	375	414	383	30	0
M	STP-PM	B241009	TRANSPORTATION DISTRICT 1 VARIOUS LOCATIONS	401.96	401.96	0.00	PAVEMENT MAINTENANCE	2023	28	500	529	477	50	0



Wyoming Department of Transportation  
5300 Bishop Blvd  
Cheyenne, WY 82009

## STATE TRANSPORTATION IMPROVEMENT PROJECTS ENGINEERING & CONSTRUCTION

WYCN002B

### Various County

#### Transportation Projects

Fiscal Year: 2024

Trans Comm Dist	Project		General Location Detail Location	Begin RM	End RM	Length	Character of Work	Cost \$1,000						
								PE FY	PE	CE & CON	TOTAL	FED	ST	OTH
M	STP-PM	B241011	TRANSPORTATION DISTRICT 1 VARIOUS LOCATIONS	401.96	401.96	0.00	PAVEMENT MAINTENANCE	2023	28	1,000	1,028	930	98	0
M	STP-PM	B241012	TRANSPORTATION DISTRICT 1 VARIOUS LOCATIONS	401.96	401.96	0.00	PAVEMENT MAINTENANCE	2023	28	1,000	1,028	930	98	0
M	STP-BR	B241014	TRANSPORTATION DISTRICT 1 STRUCTURE NOS. AWC, AWD	282.45	282.45	0.00	STRUCTURE REPAIR	2022	28	500	529	477	50	0
M	STP-BR	B242003	TRANSPORTATION DISTRICT 2 STRUCTURE NO. AJAX, CZC, BXM	0.01	0.01	0.00	STRUCTURE REPAIR	2021	119	4,195	4,314	3,904	410	0
M	HSIP	B242010	TRANSPORTATION DISTRICT 2 VARIOUS LOCATIONS GUARDRAIL	186.79	186.79	0.00	GUARDRAIL	2021	100	1,000	1,100	995	105	0
M	STP-PM	B242015	TRANSPORTATION DISTRICT 2 VARIOUS LOCATIONS	196.79	196.79	0.00	PAVEMENT MAINTENANCE	2023	25	450	475	430	45	0
M	STP-PM	B242016	TRANSPORTATION DISTRICT 2 VARIOUS LOCATIONS	196.79	196.79	0.00	PAVEMENT MAINTENANCE	2023	28	500	529	477	50	0



Wyoming Department of Transportation  
5300 Bishop Blvd  
Cheyenne, WY 82009

## STATE TRANSPORTATION IMPROVEMENT PROJECTS ENGINEERING & CONSTRUCTION

WYCN002B

### Various County

#### Transportation Projects

Fiscal Year: 2024

Trans Comm Dist	Project		General Location Detail Location	Begin RM	End RM	Length	Character of Work	Cost \$1,000						
								PE FY	PE	CE & CON	TOTAL	FED	ST	OTH
M	STP-PM	B243017	TRANSPORTATION DISTRICT 3 VARIOUS LOCATIONS	2.30	2.30	0.00	PAVEMENT MAINTENANCE	2023	138	2,000	2,138	1,934	203	0
M	STP-PM	B243019	TRANSPORTATION DISTRICT 3 VARIOUS LOCATIONS	2.30	2.30	0.00	PAVEMENT MAINTENANCE	2023	110	2,000	2,110	1,909	201	0
M	HSIP	B243030	INTERSTATE 80 I 80/VARIOUS LOCATIONS/EPOXY STRIPING	0.00	0.00	0.00	SAFETY IMPROVEMENTS	2023	40	800	840	779	61	0
M	STP-BR	B244004	TRANSPORTATION DISTRICT 4 WEST/STRUCTURE NO. ALI, BGY, DAT, DAU	132.39	132.39	0.00	STRUCTURE REPAIR	2020	102	2,750	2,852	2,581	271	0
4	STP-BR	B244007	TRANSPORTATION DISTRICT 4 EAST/STRUCTURE NO. BGI, BGL, BGN, BGS, BGT, BGO	152.92	152.92	0.00	STRUCTURE REPAIR	2021	290	3,195	3,485	3,154	331	0
M	HSIP	B244009	TRANSPORTATION DISTRICT 4 US 85 GUARDRAIL	229.90	236.18	6.28	GUARDRAIL	2021	40	405	445	403	42	0
M	STP-PM	B244020	TRANSPORTATION DISTRICT 4 VARIOUS LOCATIONS	0.00	0.00	0.00	PAVEMENT MAINTENANCE	2023	83	3,000	3,083	2,789	293	0





Wyoming Department of Transportation  
5300 Bishop Blvd  
Cheyenne, WY 82009

## STATE TRANSPORTATION IMPROVEMENT PROJECTS ENGINEERING & CONSTRUCTION

WYCN002B

### Various County

#### Transportation Projects

Fiscal Year: 2024

Trans Comm Dist	Project		General Location Detail Location	Begin RM	End RM	Length	Character of Work	Cost \$1,000						
								PE FY	PE	CE & CON	TOTAL	FED	ST	OTH
M	STP-GM	B244021	TRANSPORTATION DISTRICT 4 VARIOUS LOCATIONS	0.00	0.00	0.00	SAFETY IMPROVEMENTS	2023	6	200	206	186	20	0
M	STP-BR	B245005	TRANSPORTATION DISTRICT 5 STRUCTURE NO. CTM, FOK	0.30	0.30	0.00	STRUCTURE REPAIR	2021	91	2,715	2,806	2,540	267	0
M	HSIP	B249023	STATEWIDE VARIOUS LOCATIONS/SIGN UPGRADES AND REPLACEMENTS	12.70	12.70	0.00	SAFETY IMPROVEMENTS	2022	21	446	467	423	44	0
M	HSIP	B249024	STATEWIDE VARIOUS LOCATIONS/DURABLE MARKINGS FOR TWO LANE ROADS	12.70	12.70	0.00	SAFETY IMPROVEMENTS	2023	25	525	550	498	52	0
M	HSIP	B249025	STATEWIDE HWY DIST 1 AND 4/VARIOUS LOCATIONS EPOXY STRIPING	12.70	12.70	0.00	SAFETY IMPROVEMENTS	2023	40	840	880	816	64	0
FY TOTAL:				22.38					\$1,823	\$36,254	\$38,081	\$34,500	\$3,573	\$0
Grand Total: 2024, Various County									\$1,823	\$36,254	\$38,081	\$34,500	\$3,573	\$0



Wyoming Department of Transportation  
5300 Bishop Blvd  
Cheyenne, WY 82009

## STATE TRANSPORTATION IMPROVEMENT PROJECTS ENGINEERING & CONSTRUCTION

WYCN002B

### Various County

#### Transportation Projects

Fiscal Year: 2025

Trans Comm Dist	Project		General Location Detail Location	Begin RM	End RM	Length	Character of Work	Cost \$1,000						
								PE FY	PE	CE & CON	TOTAL	FED	ST	OTH
M	STP-BR	B233007	TRANSPORTATION DISTRICT 3 STRUCTURE NO. BOC, BOH, BOO, CVJ, DMA, FDU	118.00	118.00	0.00	STRUCTURE REPAIR	2022	95	3,500	3,595	3,253	342	0
M	STP-BR	B243002	TRANSPORTATION DISTRICT 3 STRUCTURE NO. AML, DMC, CVH, FQN, BSE	5.91	5.91	0.00	STRUCTURE REPAIR	2022	98	3,445	3,543	3,206	337	0
M	STP-PM	B245027	TRANSPORTATION DISTRICT 5 VARIOUS LOCATIONS	196.42	196.42	0.00	PAVEMENT MAINTENANCE	2023	110	2,000	2,110	1,909	201	0
M	HSIP	B251010	TRANSPORTATION DISTRICT 1 ALBANY, CARBON, & LARAMIE COUNTIES/VARIOUS LOCATIONS	0.00	0.00	0.00	SAFETY IMPROVEMENTS		14	270	284	284	0	0
M	STP-PM	B251029	TRANSPORTATION DISTRICT 1 VARIOUS LOCATIONS	401.96	401.96	0.00	PAVEMENT MAINTENANCE		26	500	526	476	50	0
M	STP-PM	B251030	TRANSPORTATION DISTRICT 1 VARIOUS LOCATIONS	401.96	401.96	0.00	PAVEMENT MAINTENANCE		26	500	526	476	50	0
M	STP-PM	B251031	TRANSPORTATION DISTRICT 1 VARIOUS LOCATIONS	401.96	401.96	0.00	PAVEMENT RESURFACE		26	500	526	476	50	0



Wyoming Department of Transportation  
5300 Bishop Blvd  
Cheyenne, WY 82009

## STATE TRANSPORTATION IMPROVEMENT PROJECTS ENGINEERING & CONSTRUCTION

WYCN002B

### Various County

#### Transportation Projects

Fiscal Year: 2025

Trans Comm Dist	Project		General Location Detail Location	Begin RM	End RM	Length	Character of Work	Cost \$1,000						
								PE FY	PE	CE & CON	TOTAL	FED	ST	OTH
M	STP-GM	B251033	TRANSPORTATION DISTRICT 1 VARIOUS LOCATIONS	401.96	401.96	0.00	DRAINAGE REPAIR		78	1,500	1,578	1,428	150	0
M	HI-BFP	B251034	TRANSPORTATION DISTRICT 1 STRUCTURE NO. AZV, AZZ, BAD, AZW, BAA, BAE	383.36	383.36	0.00	BRIDGE REPLACEMENT		1,314	14,449	15,764	14,264	1,499	0
M	STP-BR	B252001	TRANSPORTATION DISTRICT 2 STRUCTURE NO. CCD, CSF	2.93	2.93	0.00	BRIDGE REPLACEMENT	2020	103	1,215	1,318	1,193	125	0
M	STP-BR	B252002	TRANSPORTATION DISTRICT 2 STRUCTURE NO. AEP, AHU, BUG, CQH, CQI, CZO, FEG, FEW	95.70	95.70	0.00	STRUCTURE REPAIR	2022	204	4,260	4,464	4,030	434	0
M	HSIP	B252008	TRANSPORTATION DISTRICT 2 CONVERSE, NATRONA, NIOBRARA, & PLATTE COUNTIES/VARIOUS LOCATIONS	0.00	0.00	0.00	SAFETY IMPROVEMENTS		14	270	284	284	0	0
M	STP-PM	B252024	TRANSPORTATION DISTRICT 2 VARIOUS LOCATIONS	0.00	0.00	0.00	PAVEMENT MAINTENANCE		182	3,500	3,682	3,332	350	0
M	HI-BFP	B252025	TRANSPORTATION DISTRICT 2 STRUCTURE NO. ADG, ADF, ADI, ADH, ADK, ADL, CNI, CNE	59.01	59.01	0.00	BRIDGE REPLACEMENT		1,536	16,900	18,436	16,683	1,753	0



Wyoming Department of Transportation  
5300 Bishop Blvd  
Cheyenne, WY 82009

## STATE TRANSPORTATION IMPROVEMENT PROJECTS ENGINEERING & CONSTRUCTION

WYCN002B

### Various County

#### Transportation Projects

Fiscal Year: 2025

Trans Comm Dist	Project		General Location Detail Location	Begin RM	End RM	Length	Character of Work	Cost \$1,000						
								PE FY	PE	CE & CON	TOTAL	FED	ST	OTH
M	HSIP	B253007	TRANSPORTATION DISTRICT 3 UINTA, SWEETWATER, LINCOLN, SUBLETTE, & TETON COUNTIES/VARIOUS LOCATIONS	0.00	0.00	0.00	SAFETY IMPROVEMENTS		14	270	284	284	0	0
M	HSIP	B253012	TRANSPORTATION DISTRICT 3 I-80/SWEETWATER AND UINTA COUNTIES	0.00	0.00	0.00	SAFETY IMPROVEMENTS		50	1,000	1,050	1,050	0	0
M	STP-PM	B253026	TRANSPORTATION DISTRICT 3 VARIOUS LOCATIONS	0.00	0.00	0.00	PAVEMENT MAINTENANCE		78	1,500	1,578	1,428	150	0
M	STP-PM	B253027	TRANSPORTATION DISTRICT 3 VARIOUS LOCATIONS	0.00	0.00	0.00	PAVEMENT MAINTENANCE		104	2,000	2,104	1,904	200	0
M	HSIP	B253028	TRANSPORTATION DISTRICT 3 VARIOUS LOCATIONS	0.00	0.00	0.00	SAFETY IMPROVEMENTS		50	1,000	1,050	950	100	0
M	STP-BR	B254004	TRANSPORTATION DISTRICT 4 WEST/STRUCTURE NO. ALL, ALM, BCS, BDE, BEX, CDM, CUU, DLH, DLG, FQH	293.83	293.83	0.00	STRUCTURE REPAIR	2022	76	3,790	3,866	3,498	368	0
4	STP-BR	B254006	TRANSPORTATION DISTRICT 4 EAST/STRUCTURE NO. DHT, DHS, BXJ, FQD, DEC	206.49	206.49	0.00	STRUCTURE REPAIR	2021	247	2,720	2,967	2,685	282	0



Wyoming Department of Transportation  
5300 Bishop Blvd  
Cheyenne, WY 82009

## STATE TRANSPORTATION IMPROVEMENT PROJECTS ENGINEERING & CONSTRUCTION

WYCN002B

### Various County

#### Transportation Projects

Fiscal Year: 2025

Trans Comm Dist	Project		General Location Detail Location	Begin RM	End RM	Length	Character of Work	Cost \$1,000						
								PE FY	PE	CE & CON	TOTAL	FED	ST	OTH
M	HSIP	B254009	TRANSPORTATION DISTRICT 4 CAMPBELL, CROOK, JOHNSON, SHERIDAN, & WESTON COUNTIES/VARIOUS LOCATIONS	0.00	0.00	0.00	SAFETY IMPROVEMENTS		14	270	284	284	0	0
M	STP-PM	B254018	TRANSPORTATION DISTRICT 4 VARIOUS LOCATIONS	0.00	0.00	0.00	PAVEMENT MAINTENANCE		26	500	526	476	50	0
M	STP-PM	B254019	TRANSPORTATION DISTRICT 4 VARIOUS LOCATIONS	0.00	0.00	0.00	PAVEMENT MAINTENANCE		52	1,000	1,052	952	100	0
M	STP-BR	B255003	TRANSPORTATION DISTRICT 5 STRUCTURE NO. BYV, BYU, FFX, FFW, CJX, FCK, EUP, EWI	99.65	99.65	0.00	STRUCTURE REPAIR	2022	152	3,340	3,492	3,160	332	0
M	HSIP	B255011	TRANSPORTATION DISTRICT 5 BIG HORN, FREMONT, HOT SPRINGS, PARK, & WASHAKIE COUNTIES/VARIOUS LOCATIONS	0.00	0.00	0.00	SAFETY IMPROVEMENTS		14	270	284	284	0	0
M	STP-RF	B255020	TRANSPORTATION DISTRICT 5 VARIOUS LOCATIONS	0.00	0.00	0.00	FENCING		26	500	526	476	50	0
M	STP-GM	B255021	TRANSPORTATION DISTRICT 5 VARIOUS LOCATIONS	0.00	0.00	0.00	GUARDRAIL		52	1,000	1,052	952	100	0



Wyoming Department of Transportation  
5300 Bishop Blvd  
Cheyenne, WY 82009

## STATE TRANSPORTATION IMPROVEMENT PROJECTS ENGINEERING & CONSTRUCTION

WYCN002B

### Various County

#### Transportation Projects

Fiscal Year: 2025

Trans Comm Dist	Project		General Location Detail Location	Begin RM	End RM	Length	Character of Work	Cost \$1,000						
								PE FY	PE	CE & CON	TOTAL	FED	ST	OTH
M	STP-PM	B255022	TRANSPORTATION DISTRICT 5 VARIOUS LOCATIONS	0.00	0.00	0.00	PAVEMENT MAINTENANCE		39	750	789	714	75	0
M	STP	B255023	TRANSPORTATION DISTRICT 5 VARIOUS LOCATIONS	0.00	0.00	0.00	PAVEMENT MAINTENANCE		26	500	526	476	50	0
M	HSIP	B259013	STATEWIDE ALBANY, CARBON, & LARAMIE COUNTIES/VARIOUS LOCATIONS	0.00	0.00	0.00	SAFETY IMPROVEMENTS		50	1,000	1,050	1,050	0	0
M	HSIP	B259014	STATEWIDE VARIOUS LOCATIONS	0.00	0.00	0.00	SAFETY IMPROVEMENTS		21	425	446	446	0	0
M	HSIP	B259015	STATEWIDE VARIOUS LOCATIONS	0.00	0.00	0.00	SAFETY IMPROVEMENTS		36	713	749	749	0	0
M	HSIP	B259017	STATEWIDE VARIOUS LOCATIONS	0.00	0.00	0.00	SAFETY IMPROVEMENTS		50	1,000	1,050	1,050	0	0
FY TOTAL:									5,003	76,357	81,361	74,162	7,198	0
Grand Total: 2025, Various County									5,003	76,357	81,361	74,162	7,198	0



Wyoming Department of Transportation  
5300 Bishop Blvd  
Cheyenne, WY 82009

## STATE TRANSPORTATION IMPROVEMENT PROJECTS ENGINEERING & CONSTRUCTION

WYCN002B

### Various County

#### Transportation Projects

Fiscal Year: 2026

Trans Comm Dist	Project		General Location Detail Location	Begin RM	End RM	Length	Character of Work	Cost \$1,000						
								PE FY	PE	CE & CON	TOTAL	FED	ST	OTH
M	STP-BR	B261001	TRANSPORTATION DISTRICT 1 STRUCTURE NO. CRD, CRE	17.29	17.29	0.00	BRIDGE REPLACEMENT	2022	490	3,956	4,447	4,024	423	0
M	STP-BR	B262006	TRANSPORTATION DISTRICT 2 VARIOUS LOCATIONS/STRUCTURE NO. AFT, AFU, CBT, DLS, JFB	137.41	137.41	0.00	STRUCTURE REPAIR	2023	314	3,455	3,769	3,411	358	0
M	HI-BFP	B262010	TRANSPORTATION DISTRICT 2 STRUCTURE NO. DCN, DCM, DCX, DCY	40.52	40.52	0.00	BRIDGE REPLACEMENT		1,382	15,200	16,582	15,381	1,201	0
M	STP-BR	B263004	TRANSPORTATION DISTRICT 3 VARIOUS LOCATIONS/STRUCTURE NO. APG, CWG, CWR, DIL, DIM, DNJ, FBS, FLU	52.16	52.16	0.00	STRUCTURE REPAIR	2023	742	8,165	8,907	8,060	847	0
M	HI-BFP	B263005	TRANSPORTATION DISTRICT 3 VARIOUS LOCATIONS/STRUCTURE NO. AMS, AMT, AMY, AMZ, ANG, ANH	23.91	23.91	0.00	BRIDGE REPLACEMENT	2022	383	10,775	11,158	10,096	1,061	0
3	STP-PM	B263011	TRANSPORTATION DISTRICT 3 VARIOUS LOCATIONS; CONCRETE PAVEMENT REHAB	0.00	2.90	2.90	PAVEMENT REHABILITATION		209	4,000	4,209	3,904	305	0
4	STP-BR	B264008	TRANSPORTATION DISTRICT 4 VARIOUS LOCATIONS EAST/STRUCTURE NO. DHV, BGV, BGW, DBG	195.00	195.00	0.00	STRUCTURE REPAIR	2023	207	2,280	2,487	2,251	237	0



Wyoming Department of Transportation  
5300 Bishop Blvd  
Cheyenne, WY 82009

## STATE TRANSPORTATION IMPROVEMENT PROJECTS ENGINEERING & CONSTRUCTION

WYCN002B

### Various County

#### Transportation Projects

Fiscal Year: 2026

Trans Comm Dist	Project		General Location Detail Location	Begin RM	End RM	Length	Character of Work	Cost \$1,000						
								PE FY	PE	CE & CON	TOTAL	FED	ST	OTH
4	STP-BR	B264009	TRANSPORTATION DISTRICT 4 VARIOUS LOCATIONS WEST/STRUCTURE NO. BEZ, BCU, BCV, BCW, BCR, DCI	93.85	93.85	0.00	STRUCTURE REPAIR	2023	249	2,740	2,989	2,705	284	0
M	STP-BR	B265001	TRANSPORTATION DISTRICT 5 VARIOUS LOCATIONS/STRUCTURE NO. CYG, FLK, DBQ	48.11	48.11	0.00	STRUCTURE REPAIR	2023	309	3,400	3,709	3,356	353	0
M	STP	B265002	TRANSPORTATION DISTRICT 5 VARIOUS LOCATIONS/SPOT PATCHING	74.00	80.00	6.00	PAVEMENT MAINTENANCE	2025	125	3,318	3,443	3,116	327	0
4	NHPPI	I903103	GILLETTE TO MOORCROFT MOORCROFT WEST/I-90/WESTBOUND AND EASTBOUND LANES	145.20	152.20	7.00	PAVEMENT REHABILITATION	2023	1,045	15,110	16,155	14,976	1,179	0
FY TOTAL:						15.90			\$5,455	\$72,399	\$77,855	\$71,280	\$6,575	\$0

#### Aeronautics Projects

Fiscal Year: 2026

Aero Comm Dist	Project		General Location		Character of Work	Cost \$1,000						
						PE FY	PE	CE & CON	TOTAL	FED	ST	OTH
M	AERO	AGMP41A	STATEWIDE		PAVEMENT MAINTENANCE		0	1,544	1,544	0	1,390	154
FY TOTAL:							\$0	\$1,544	\$1,544	\$0	\$1,390	\$154
Grand Total: 2026, Various County							\$5,455	\$73,943	\$79,399	\$71,280	\$7,965	\$154





Wyoming Department of Transportation  
5300 Bishop Blvd  
Cheyenne, WY 82009

## STATE TRANSPORTATION IMPROVEMENT PROJECTS ENGINEERING & CONSTRUCTION

WYCN002B

### Various County

#### Transportation Projects

Fiscal Year: 2027

Trans Comm Dist	Project		General Location Detail Location	Begin RM	End RM	Length	Character of Work	Cost \$1,000						
								PE FY	PE	CE & CON	TOTAL	FED	ST	OTH
M	STP-BR	B271001	TRANSPORTATION DISTRICT 1 STRUCTURE NO. ABX, ABQ, ABY	23.67	23.67	0.00	STRUCTURE REPAIR	2024	388	4,268	4,656	4,213	443	0
M	HI-BFP	B271002	TRANSPORTATION DISTRICT 1 STRUCTURE NO. AXZ, BAH, BAI	335.11	335.11	0.00	BRIDGE REPLACEMENT	2023	726	6,681	7,407	6,703	704	0
M	STP-BR	B273005	TRANSPORTATION DISTRICT 3 STRUCTURE NO. DDH	0.32	0.32	0.00	STRUCTURE REPAIR	2024	69	1,250	1,319	1,193	125	0
M	STP-BR	B273006	TRANSPORTATION DISTRICT 3 STRUCTURE NO. ANN, AMN	12.65	12.65	0.00	BRIDGE REPLACEMENT	2022	800	8,480	9,280	8,397	882	0
M	STP-PM	B273010	TRANSPORTATION DISTRICT 3 VARIOUS LOCATIONS; CONCRETE PAVEMENT REHAB	14.00	28.00	14.00	PAVEMENT MAINTENANCE		144	2,760	2,904	2,694	210	0
M	HI-BFP	B273011	TRANSPORTATION DISTRICT 3 STRUCTURE NO. AQY, AQZ	130.84	130.84	0.00	BRIDGE REPLACEMENT		219	4,206	4,425	4,004	421	0
M	HI-BFP	B275007	TRANSPORTATION DISTRICT 5 VARIOUS LOCATIONS/STRUCTURE NO. CDE	257.01	257.01	0.00	BRIDGE REPLACEMENT	2023	159	1,307	1,466	1,327	139	0



Wyoming Department of Transportation  
5300 Bishop Blvd  
Cheyenne, WY 82009

## STATE TRANSPORTATION IMPROVEMENT PROJECTS ENGINEERING & CONSTRUCTION

WYCN002B

### Various County

#### Transportation Projects

Fiscal Year: 2027

Trans Comm Dist	Project	General Location Detail Location	Begin RM	End RM	Length	Character of Work	Cost \$1,000						
							PE FY	PE	CE & CON	TOTAL	FED	ST	OTH
FY TOTAL:					14.00			\$2,505	\$28,952	\$31,457	\$28,531	\$2,924	\$0
Grand Total: 2027, Various County								\$2,505	\$28,952	\$31,457	\$28,531	\$2,924	\$0



Wyoming Department of Transportation  
5300 Bishop Blvd  
Cheyenne, WY 82009

## STATE TRANSPORTATION IMPROVEMENT PROJECTS ENGINEERING & CONSTRUCTION

WYCN002B

### Various County

#### Transportation Projects

Fiscal Year: 2028

Trans Comm Dist	Project		General Location Detail Location	Begin RM	End RM	Length	Character of Work	Cost \$1,000						
								PE FY	PE	CE & CON	TOTAL	FED	ST	OTH
5	STP-GM	B215042	TRANSPORTATION DISTRICT 5 VARIOUS LOCATIONS/WY 291/US 14A/US 20	57.00	65.00	8.00	GUARDRAIL	2020	50	2,055	2,105	1,905	200	0
5	STP	B215043	TRANSPORTATION DISTRICT 5 VARIOUS LOCATIONS IN BIG HORN AND WASHAKIE COUNTIES	125.60	125.60	0.00	ENVIRONMENTAL	2020	50	445	495	448	47	0
M	HI-BFP	B281007	TRANSPORTATION DISTRICT 1 STRUCTURE NO. AZF, AZG, AZH	361.79	361.79	0.00	BRIDGE REPLACEMENT		736	8,100	8,836	8,197	640	0
M	STP-BR	B282001	TRANSPORTATION DISTRICT 2 STRUCTURE NO. ACJ, ACM, ADJ, AFJ, AFK, AGT, COZ, CUG, CZU	35.80	35.80	0.00	STRUCTURE REPAIR		345	6,610	6,955	6,293	661	0
M	STP-BR	B283003	TRANSPORTATION DISTRICT 3 STRUCTURE NO. BNY, FFC	15.68	15.68	0.00	STRUCTURE REPAIR		67	1,285	1,352	1,223	129	0
M	HI-BFP	B283004	TRANSPORTATION DISTRICT 3 STRUCTURE NO. ARK, ARL, ARQ, ARR, ARS, ART	145.26	145.26	0.00	BRIDGE REPLACEMENT		664	12,742	13,406	12,131	1,275	0
M	HI-BFP	B283005	TRANSPORTATION DISTRICT 3 STRUCTURE NO. AMH, AMI, CRV	4.51	4.51	0.00	BRIDGE REPLACEMENT		205	3,930	4,135	3,742	393	0



Wyoming Department of Transportation  
5300 Bishop Blvd  
Cheyenne, WY 82009

## STATE TRANSPORTATION IMPROVEMENT PROJECTS ENGINEERING & CONSTRUCTION

WYCN002B

### Various County

#### Transportation Projects

Fiscal Year: 2028

Trans Comm Dist	Project		General Location Detail Location	Begin RM	End RM	Length	Character of Work	Cost \$1,000						
								PE FY	PE	CE & CON	TOTAL	FED	ST	OTH
M	STP-BR	B283006	TRANSPORTATION DISTRICT 3 BRIDGE REHAB NORTH STRUCTURE NO. CEA	5.40	5.40	0.00	STRUCTURE REPAIR		10	195	205	186	20	0
M	STP	B285008	TRANSPORTATION DISTRICT 5 BRIDGE REHAB AND ROCK SCALING STRUCTURE NO. BZT, CXA	46.69	46.69	0.00	STRUCTURE REPAIR		172	3,300	3,472	3,142	330	0
FY TOTAL:						8.00			\$2,299	\$38,662	\$40,961	\$37,267	\$3,695	\$0
Grand Total: 2028, Various County									\$2,299	\$38,662	\$40,961	\$37,267	\$3,695	\$0

#### Transportation Projects

Fiscal Year: Future Year

Trans Comm Dist	Project		General Location Detail Location	Begin RM	End RM	Length	Character of Work	Cost \$1,000						
								PE FY	PE	CE & CON	TOTAL	FED	ST	OTH
M	NHF	B184036	TRANSPORTATION DISTRICT 4 VARIOUS LOCATIONS	0.00	16.34	16.34	ITS	2017	100	3,643	3,743	3,472	271	0
5	STP	B265003	TRANSPORTATION DISTRICT 5 US 20/26 AND US 20/WY789 SLOPE STABILIZATION AND GUARDRAIL	134.80	135.00	0.20	SAFETY IMPROVEMENTS	2021	150	2,305	2,454	2,221	233	0
FY TOTAL:								16.54	\$250	\$5,948	\$6,197	\$5,693	\$504	\$0
Grand Total: Future Year, Various County									\$250	\$5,948	\$6,197	\$5,693	\$504	\$0



Wyoming Department of Transportation  
5300 Bishop Blvd  
Cheyenne, WY 82009

## STATE TRANSPORTATION IMPROVEMENT PROJECTS COUNTY TOTAL

WYCN00102SUM

County		Transportation Projects	Communications Projects	Transit Projects	Aeronautics Projects	Total
Various	2023	\$87,073,000	\$0	\$3,646,000	\$0	\$90,719,000
	2024	\$38,081,000	\$0	\$0	\$0	\$38,081,000
	2025	\$81,361,000	\$0	\$0	\$0	\$81,361,000
	2026	\$77,855,000	\$0	\$0	\$1,544,000	\$79,399,000
	2027	\$31,457,000	\$0	\$0	\$0	\$31,457,000
	2028	\$40,961,000	\$0	\$0	\$0	\$40,961,000
	Future Year	\$6,197,000	\$0	\$0	\$0	\$6,197,000
	<b>Total</b>	<b>\$362,985,000</b>	<b>\$0</b>	<b>\$3,646,000</b>	<b>\$1,544,000</b>	<b>\$368,175,000</b>

## **Illustrative Projects**

The following list includes projects that could be considered if Wyoming were to receive additional funding thereby allowing the State to proceed with these projects if deemed necessary. The focus of the projects listed below is on freight and economic issues the State faces and is illustrative only.

- There is a need to keep up with system preservation and improvement needs of Wyoming's transportation system. Current funding levels do not allow the state to address all of the needs. Several proposed improvement projects that address roadways, airports, buildings and emergency communications can be moved into the improvement program if funding were made available.
- Traffic studies have indicated that additional truck climbing lanes are warranted in areas of the I-80 corridor due to increasing freight movements and winter mobility issues. Climbing lanes will reduce congestion and improve the overall level of service and safety for I-80. Combined with this, additional truck parking along I-80 is needed. Several areas between Evanston and Rawlins on I-80 would benefit from additional truck parking due to this being a primary freight corridor. The area between Rawlins and Laramie experiences severe winter weather conditions and providing additional truck parking in this area would increase safety, especially during winter months.
- Provide passing lanes to improve safety, mobility and reduce congestion on various 2-lane corridors. Projects will be targeted at those corridors that are experiencing high truck/traffic volumes that have a large mix of commercial and industrial vehicles.
- WYDOT and the Wyoming Game and Fish have cooperatively developed a priority list of areas needing wildlife crossing mitigation to reduce animal vehicle crashes and foster game connectivity. A top ten list of areas have been developed to address the primary transportation crossing locations. The Wyoming legislature has passed legislation allowing for special license plates for wildlife and the fees can be used to fund these crossing areas, along with WG&F funding and other funds from NGO's. Provided sufficient funding becomes available wildlife crossings can be moved into the STIP.
- Widening of tunnels through the Wind River Canyon in Fremont County.
- Alternate Route for I-80
- Added capacity WY 212 Cheyenne College Drive/South Greely-Fox Farm Road in Laramie County.
- Added capacity WY 59 Wright-Gillette in Campbell County.

## **APPENDIX A**

### **ASSIGNMENT OF PROJECT NUMBERS**

The following guidelines are used to assign seven-digit project IDs.

Interstate projects begin with an "I" followed by the Linear Referencing System (LRS) number: 25, 80, 90, or 180. For I-25, I-80 and I-90, the "section" reference is next, which corresponds closely with the first county it crosses, the second county it crosses, etc. The section number ascends from west to east and south to north. The last three numbers represent the project sequence number.

Examples:	I806211	LRS number 80, section 6 (Laramie County), 211 <sup>th</sup> project
	I251099	LRS number 25, section 1 (Laramie County), 99 <sup>th</sup> project
	I180013	LRS number 180, no section needed, 13 <sup>th</sup> project

Principal Arterial National Highway System (NHS) projects begin with an "N" followed by the LRS number, section reference, and sequence number.

Examples:	N851045	LRS number 85, section 1 (Laramie County), 45 <sup>th</sup> project
	N232036	LRS number 23, section 2 (Albany County), 36 <sup>th</sup> project

Non-NHS projects with a 2-digit LRS begin with "P" followed by LRS number, section reference and sequence number.

Examples:	P182033	LRS number 18, section 2 (Carbon County), 33 <sup>rd</sup> project
	P221060	LRS number 22, section 1 (Carbon County), 60 <sup>th</sup> project

Non-NHS projects with 3-digits or more LRS are identified with the LRS number and sequence number.

Examples:	0103052	LRS number 103, 52 <sup>nd</sup> project
	1103165	LRS number 1103, 165 <sup>th</sup> project
	4200043	LRS number 4200, 43 <sup>rd</sup> project

Projects not on the federal-aid highway system (state system only) will begin with "W" followed by the LRS number and a sequence number. "U" is used if a project is located within urban limits.

Examples:      W211073      LRS number 211, 73<sup>rd</sup> project  
                    U212013      LRS number 212, 13<sup>th</sup> project, urban limit

County road projects are identified with a "CN" followed by a 2-digit county number and 3-digit sequence number.

Examples:      CN05040      Albany County, 40<sup>th</sup> project  
                    CN13120      Converse County, 120<sup>th</sup> project

Statewide or district-wide projects begin with "B," followed by a 2-digit fiscal year designation, the transportation district number, and a 3-digit sequence number. Statewide projects use "9" for the transportation district designation.

Examples:      B201006      Construction year 2020, Transportation District 1, 6<sup>th</sup> project  
                    B215010      Construction year 2021, Transportation District 5, 10<sup>th</sup> project

Wildlife projects begin with "WL" followed by the transportation district designation, the construction fiscal year, and a one-digit sequence number.

Example:      WL32301      Transportation District 3, Construction year 2023, 1<sup>st</sup> project

Stockpile contract projects begin with "PEG" followed by the construction fiscal year, transportation district designation, and a one-digit sequence number.

Example:      PEG2111      Construction year 2021, Transportation District 1, 1<sup>st</sup> project

Damage repair projects related a natural disaster begin with "ND" followed by the year, transportation district number, and a sequence number. All other damage repair projects begin with a "DR", followed by the transportation district number, and a sequence number.

Example:      ND20501      Construction year 2020, Transportation District 5, 1<sup>st</sup> project  
                    DR51739      Transportation District 5, 1,739<sup>th</sup> project



Authority to Render Services (ARS by contract) projects use the first four digits of the primary associated project number and end with A01, A02, etc. (more than one ARS may be combined with a project).

Example: N345A01, N345A02, N345A03, PEG3A01

Transportation Alternative Projects begin with “CD” followed by the year, transportation district number, and a sequence number.

Example: CD19201 Construction year 2019, Transportation District 2, 1<sup>st</sup> project

Congestion Mitigation projects begin with “CM” followed by the year, transportation district number, and a sequence number.

Example: CM19101 Construction year 2019, Transportation District 1, 1<sup>st</sup> project

Statewide projects not on highways, such as bridge inspections or archaeological evaluations use a 2-digit abbreviation, followed by the fiscal year and a sequence number.

Examples: IT20001 ITS Yearly Project, fiscal year 2020, 1st project  
MS21001 Bridge Inspections, fiscal year 2021, 1st project

Aeronautics projects begin with “A,” followed by the first two digits of the airport’s FAA identifier, then a 3-digit sequence number, and a letter denoting the phase of a project, which is used when more than one year of funding is required to complete the work.

Example: ALAR27F Laramie, 27<sup>th</sup> project, phase F (ABCDEF) 6<sup>th</sup> year

Transit projects begin with “FT” and the fiscal year, followed by a sequence number.

Example: FT20002 Fiscal year 2020, 2<sup>nd</sup> project

Communications projects begin with WLNK followed by a sequence number.

Example: WLNK005 Fifth WYOLink project

Capital Improvement projects begin with PEB followed by a sequence number.

Example: PEB2022

**IIJA PREFIX DESIGNATION**  
**FEDERAL PROJECTS**

<b>Prefix</b>	<b>Description</b>
AERO	Aeronautics
BUILD	Better Utilizing Investments To Leverage Development/Discretionary
CD	Community Development
CM	Congestion Mitigation Air Quality
COVID	Coronavirus Response and Relief
CPG	Consolidated Planning Grant
CRISI	Consolidated Rail Infrastructure & Safety Improvement
CRP	Carbon Reduction Program
ER	Emergency Relief 100% Federal
FTA	Federal Transit Administration Rural Mass Transit
HI-BFP	Highway Infrastructure – Bridge Formula Program
HI-NEVP	Highway Infrastructure – National Electric Vehicle Program
HIP	Highway Infrastructure Program (Omnibus)
HRRR	High Risk Rural Roads
HSIP	Highway Safety Improvement Program
INFRA	Infrastructure For Rebuilding America/Discretionary
ITS	Intelligent Transportation System
NHF	National Highway Freight Program
NHPP	National Highway Performance Program Non-Interstate
NHPP-I	National Highway Performance Program Interstate
NHPP-BR	National Highway Performance Program - Bridge Replacement And Rehabilitation
NHPP-GM	National Highway Performance Program - Construction Maintenance Program - General Maintenance
NHPP-PM	National Highway Performance Program - Construction Maintenance Program - Pavement Maintenance
NHPP-PO	National Highway Performance Program - Construction Maintenance Program - Pavement Overlay/Resurfacing
NHPP-RA	National Highway Performance Program Rest Area Project
NHPP-RF	National Highway Performance Program - Construction Maintenance Program - Right-Of-Way Fence
NHPP-SF	National Highway Performance Program - Construction Maintenance Program - Snow Fence
NHPP-SR	National Highway Performance Program - Construction Maintenance Program - Structure Repair
NRT	National Recreational Trail
PRT	Protect Program
RHC	Rail-Highway Crossings
RHC-P	Rail-Highway Crossings-Protective Devices
STIC	State Transportation Innovation Council
STP	Surface Transportation Program
STP-BR	Bridge Replacement And Rehabilitation
STP-BROS	Bridge Replacement And Rehabilitation - Off System
STP-CR	Surface Transportation Program Commission Road Improvement Program

**IIJA PREFIX DESIGNATION**  
**FEDERAL PROJECTS**

<b>Prefix</b>	<b>Description</b>
STP-E	Surface Transportation Program - Enhancement
STP-GM	Surface Transportation Program - Construction Maintenance Program - General Maintenance
STP-PM	Surface Transportation Program - Construction Maintenance Program - Pavement Maintenance
STP-PO	Surface Transportation Program - Construction Maintenance Program - Pavement Overlay/Resurfacing
STP-RA	Surface Transportation Program Rest Area Project
STP-RF	Surface Transportation Program - Construction Maintenance Program - Right-Of-Way Fence
STP-SF	Surface Transportation Program - Construction Maintenance Program - Snow Fence
STP-SR	Surface Transportation Program - Construction Maintenance Program - Structure Repair
STPU	Surface Transportation Program Urban
STPU-CA	Surface Transportation Program Urban Casper
STPU-CH	Surface Transportation Program Urban Cheyenne
STPU-CO	Surface Transportation Program Urban Cody
STPU-DO	Surface Transportation Program Urban Douglas
STPU-EV	Surface Transportation Program Urban Evanston
STPU-GI	Surface Transportation Program Urban Gillette
STPU-GR	Surface Transportation Program Urban Green River
STPU-LA	Surface Transportation Program Urban Laramie
STPU-LN	Surface Transportation Program Urban Lander
STPU-PO	Surface Transportation Program Urban Powell
STPU-RI	Surface Transportation Program Urban Riverton
STPU-RO	Surface Transportation Program Urban Rock Springs
STPU-RW	Surface Transportation Program Urban Rawlins
STPU-SH	Surface Transportation Program Urban Sheridan
STPU-TO	Surface Transportation Program Urban Torrington
STPU-WO	Surface Transportation Program Urban Worland
TIDP	Technology And Innovation Deployment Program - Demo Project

**PREFIX DESIGNATION**  
**STATE PROJECTS**

<b>Prefix</b>	<b>Description</b>
ARSCT	Authority For Rendering Service Contract
CIP	Capital Improvement Project
CMP-GM	Contract Maintenance Program    General Maintenance
CMP-PM	Contract Maintenance Program    Pavement Maintenance
CMP-PO	Contract Maintenance Program    Pavement Overlay
CMP-RF	Contract Maintenance Program    Right Of Way Fence
CMP-SF	Contract Maintenance Program    Snow Fence
CMP-SR	Contract Maintenance Program    Structure Repair
DR	Damage Repair
GCP	Grade Crossing Protection
IRP	Industrial Road Project
PEG	Property & Equipment – Stockpiles
RHQ-SLXX	Rail Highway Quiet Zones (XX=Year Money Was Allocated) - Match Varies By County Valuation
SCP	State Construction Project
SCP-TC	State Construction Project - Ten Cent
SCP-TC-BR	State Construction Project - Ten Cent - Bridge Replacement and Rehabilitation
SPR	State Park Road
SSP-TO	State Safety Project    Traffic Operations