



WYOMING'S TRANSPORTATION SYSTEM

Supporting the economy and connecting our communities.

STATE TRANSPORTATION IMPROVEMENT PROGRAM 2023-2028

[Pete Hallsten, P.E., District Engineer](#)

Peter.Hallsten@wyo.gov

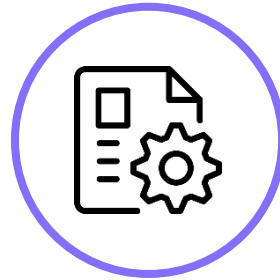
307-568-3400



Purpose



**Need public
input**



**Need to know what
local agencies are
working on**



Overview of WYDOT



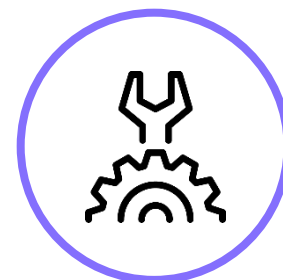
Road Map



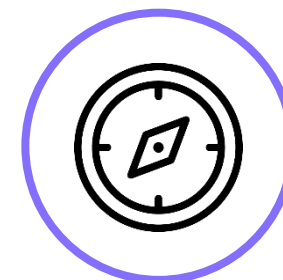
**WYDOT
Overview**



**STIP
Development
and Overview**



**District
Projects**



Next Steps



Purpose, Mission, Vision & Values

Purpose: Support Wyoming's economy while safely connecting communities and improving the quality of life.

Mission: Provide a safe and effective transportation system.

Vision: Excellence in Transportation

Values: Respect, Integrity, Dedication, Excellence, Safety (RIDES)



Our Goals

- Ensure a vibrant, safe and competent workforce
- Acquire and responsibly manage resources
- Provide safe, reliable and effective transportation systems
- Provide essential public safety services and effective communication systems
- Create and enhance partnerships with transportation stakeholders
- Encourage and support innovation
- Preserve our history and heritage



Guiding Principles

1. Align expenditures with available revenue amount and source
2. Focus on addressing identified critical life safety issues.
3. Prioritize WYDOT asset preservation based on condition of the asset to meet established goals (as appropriate)
4. Improve operational effectiveness and efficiency
5. Prioritize activities to minimize negative impacts to the public
6. Address mobility and capacity through system improvements and enhancements



WYDOT Overview

- Highways
 - 6,700 Miles of Roads
 - 6,000 Bridges/Structures
 - 42,200 Culverts
 - 800 miles of guardrail
 - 80,000 signs
 - 12,000 miles of fence





WYDOT Overview

- Engineering & Planning
- Construction
- Maintenance
- Equipment
- Facilities
- Traffic / ITS
- Emergency Communications (WyoLink)
- 24-hour Transportation Management Center (TMC)
- Road Condition Website
- Patrol
 - Troopers
 - Ports of Entry
 - Dispatch
 - Executive protection
- Aeronautics
 - Engineering & Construction
 - Planning
 - Air Service Development
 - Unmanned Aerial Systems (UAS)
- Driver's Services (License)
- Compliance & Investigation (motor vehicles and vehicle dealers)
- Motor Vehicles (titles, registration, license plates)
- Support programs
 - Financial services (budget, fuel tax admin, grants/contracts, procurement)
 - HR
 - Employee Safety
 - Public Affairs
 - Planning
 - Transit
 - Local Governments



Infrastructure Investment & Jobs Act (IIJA)

FY	Surface Transportation (Construction)	Bridges	Electric Vehicles	Aeronautics	Total Federal
2022	\$339,391,760	\$45,000,000	\$3,900,000	\$50,000,000	\$438,291,760
2023	\$346,180,057	\$45,000,000	\$5,356,005	\$50,000,000	\$446,536,062
2024	\$353,104,119	\$45,000,000	\$5,356,005	\$50,000,000	\$453,460,124
2025	\$360,166,662	\$45,000,000	\$5,356,005	\$50,000,000	\$460,522,667
2026	\$367,370,456	\$45,000,000	\$5,356,005	\$50,000,000	\$467,726,461
Total	\$1,766,213,054	\$225,000,000	\$25,324,020	\$250,000,000	\$2,266,537,074

FY 2021 Surface Transportation funding = \$280,451,386

Federal vs State Funding

- National Average – 70% State / 30% federal
- Wyoming – 29% State / 71% Federal



WYDOT Unfunded Operating Needs

Estimated Unfunded Annual Needs (in millions)	Annual Amount	Additional IJJA Provided Amount	Updated Annual Unfunded Need
Surface Transportation	\$196.20	\$72.28	\$123.92
-Construction for Preservation (Roads & Bridges)	\$103.70	\$67.80	\$35.90
-Maintenance (e.g. Surface Patching)	\$9.90	\$0.00	\$9.90
-Traffic (e.g. VSL's, Signals, Striping, Signing)	\$5.70	\$0.00	\$5.70
-Safety (e.g. Shoulders, Guardrail)	\$0.90	\$0.00	\$0.90
-Delayed STIP Projects * (Capacity & Mobility)	\$43.60	\$0.00	\$43.60
-Identified Non-STIP Capacity & Mobility Projects *	\$10.00	\$0.00	\$10.00
-Wildlife Crossings (WWRIIT Identified) *	\$22.40	\$4.48 (1)	\$17.92
Computer Systems	\$6.60	\$0.00	\$6.60
Communications	\$0.80	\$0.00	\$0.80
-Telecommunications Equipment	\$0.80	\$0.00	\$0.80
Highway Patrol	\$17.10	\$0.00	\$17.10
Motor Vehicle Services	\$9.10	\$0.00	\$9.10
-Revenue Information System (RIS)	\$8.00	\$0.00	\$8.00
-Non-RIS	\$1.10	\$0.00	\$1.10
Aeronautics	\$44.70	\$15.00	\$29.70
Fleet / Equipment	\$34.00	\$0.00	\$34.00
Buildings / Facilities	\$43.70	\$0.00	\$43.70
Design and Construction Survey Equipment	\$2.10	\$0.00	\$2.10
Electrical Vehicles Funding	\$0.00	\$3.96 (2)	\$0.00
Total	\$354.30	\$91.24	\$267.02

Unfunded Operating Needs: Financial need that exceeds current revenues. The result being a decreased ability to maintain mission, operating demands, unit needs, and assets in their current condition.

* Delayed surface transportation projects per year over ten years based on total need.
 (1) Estimated one project in five years of \$22.4 million.
 (2) Not included in the calculation as Electrical Vehicles were not part of the Dye Management study.

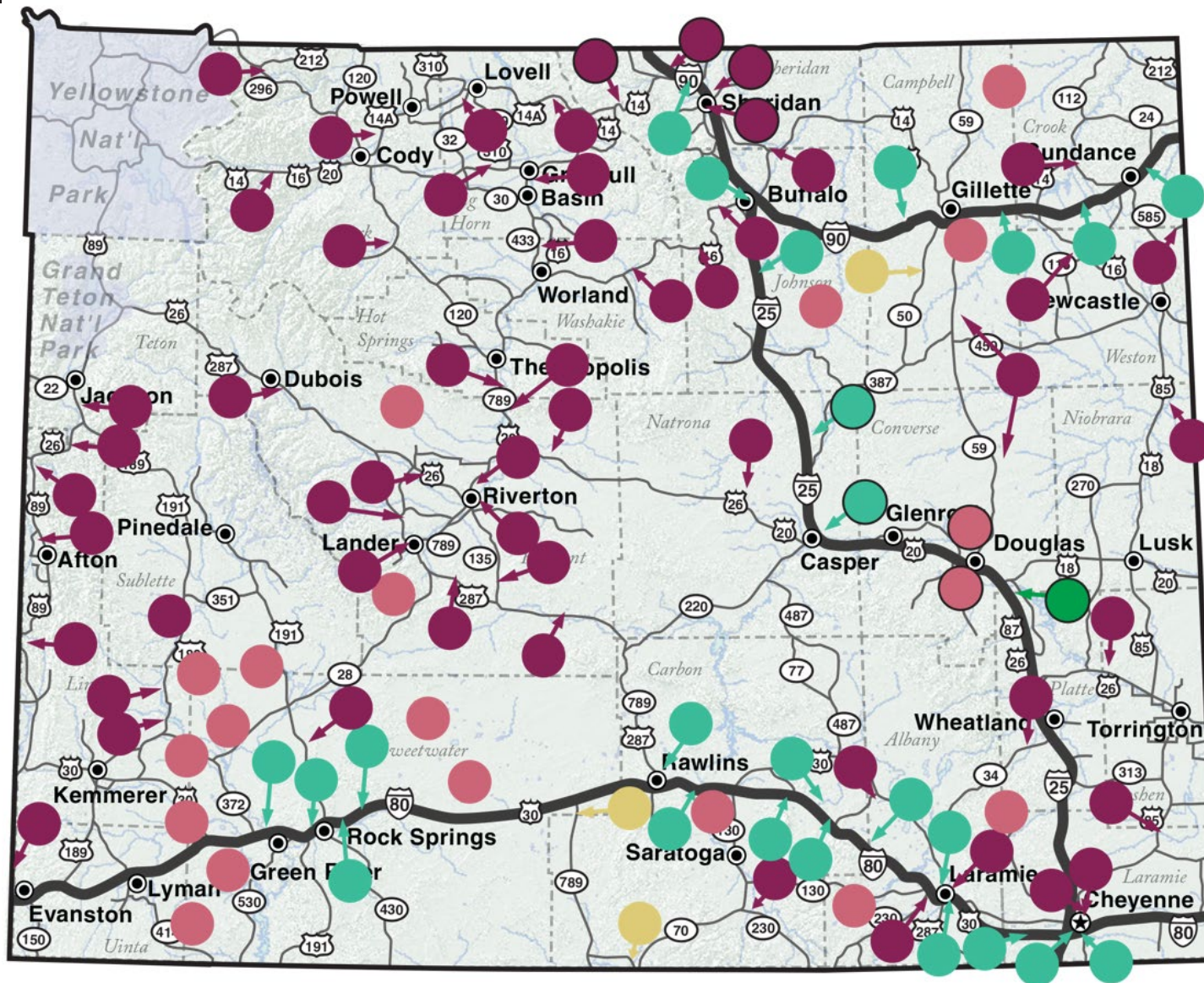


WYDOT Delayed Construction Projects

Project Number	Description	Cost	Notes
I806212	I-80 / I-25 Interchange	\$310,000,000	Reconstruction
N432057	Wright to Gillette / WY59	\$20,834,031	Widen to 5-Lanes and overlay
U212019	Cheyenne / College Drive / S Greeley to Fox Farm	\$18,684,126	Widen to 5-Lanes and overlay
I252171	I-25 / Wheatland to Glendo	\$7,386,482	Reconstruction
P242015	Shirley Rim to Casper / WY487	\$15,157,455	Reconstruction
N342047	Waltman to Shoshoni / US 20/26	\$7,523,112	Passing Lane
N342048	Shoshoni to Thermopolis / US20 / WY789	\$3,632,196	Passing Lane
1708012	Sheridan/Coffeen Ave	\$18,702,499	Widen to 5-Lanes and overlay



2022 Major Construction Projects



Legend

I Interstate highway work zones:
Generally, there are no delays or detours. Travel may be narrowed to one lane (on pavement) each way and involve a reduced speed limit.

P Two-lane road projects: Motorists may be required to stop and wait to follow pilot cars. Usually, any delays are limited to 20 minutes or less and travel is on pavement.

R Two-lane road projects: At times, motorists may have to drive on gravel or another temporary surface, typically for two miles or less. Delays are limited, there are no detours unless specifically noted but there may be a pilot car.

D District-wide projects: Various locations, may involve reduced speeds.

Not every project is listed

Due to the unpredictable nature of the construction process, not all projects are active all the time. In addition, some short-term projects and smaller projects which disrupt traffic to a lesser degree are not listed. Completion dates are approximate.



EV Charging Stations

- State's Role
 - Ensure the infrastructure exists to support whatever type of vehicle you want to drive.
 - Form a team(s) of (state/federal/local) entities to ensure a coordinated approach.
 - Assist communities in finding available funds to meet community goals.
 - State assets will not be used to install, own or operate ZEV infrastructure
 - Funding is up to 80% federal / 20% matching
- Corridors – Designated state alternative fuel corridors (I-80, I-25, I-90)
 - WYDOT will issue separate RFPs for each (corridor) interstate build out
- Milestones
 - May – June: Complete NEVI funding plan
 - June: Post NEVI Plan for public comment
 - July: Submit to the Joint USDOT / USDOE Office for review
 - August: Make changes to NEVI plan if required, and resubmit to Joint Office for Review
 - August: Post Request for Proposal for consultant to manage and provide technical oversight for NEVI funded station installations and select
 - September: Receive approval of NEVI plan from the Joint Office; Select NEVI consultant
 - TBD: Publish three Requests for Proposal, one for each Interstate Corridor build out



Bridge Formula Program - Local Projects

- Bridge Formula Program (BFP)
 - WYDOT receives \$45M per year
 - At least 15% of funds need to go to address poor condition bridges
 - Identified 44 bridge replacement or bridge rehabilitation projects within 29 agencies
 - Projects will be let in FY25-FY29
 - As letters of concurrence come in from the local governments, projects will be added to the STIP
 - WYDOT looking at a consultant to manage and design the projects



Grant Opportunities

 **WYDOT web page – Transportation Grant opportunities**
(https://www.dot.state.wy.us/home/business_with_wydot/grants.html)

 **Contains information on grants that can be applied for by local governments**

- Competitive federal grants
 - Includes guidance documentation
- Zero emission vehicles
- Highway safety behavioral
- Aeronautics
- Local government transportation programs

 **Links to additional resources and guidebook on the new infrastructure law.**

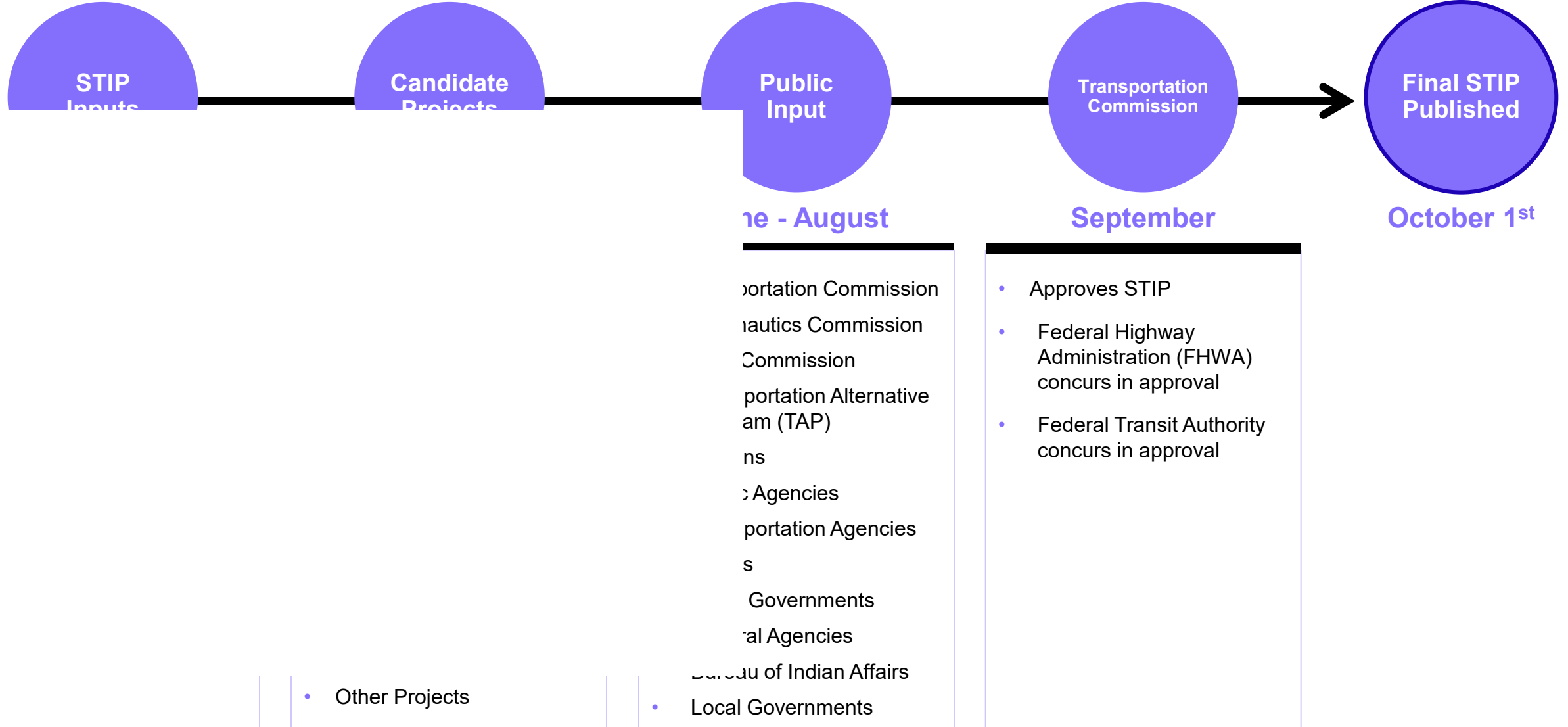
Federal Discretionary/Competitive Grants for Local Governments

- Roads and Bridges
 - Bridge Investment Program*
 - Local and Regional Project Assistance Grants (RAISE)
 - National Culvert Removal, Replacement, & Restoration Grant*
 - National Infrastructure Project Assistance (Megaprojects)*
 - Reconnecting Communities Pilot Program*
 - Rural surface Transportation Grant Program*
 - National Significant Multimodal Freight & Highway Projects (INFRA)
- Safety
 - Railroad Crossing Elimination Grants*
 - Safe Streets and Roads for All*
 - Wildlife Crossings Pilot Program*
- Passenger Rail
 - Federal-State Partnership for Intercity Passenger Rail Grants
 - Railroad Crossing Elimination Program*
 - Restoration & Enhancement Grant Program
- Public Transportation
 - All Stations Accessibility Program
 - Bus and Bus Facilities Competitive Grants
 - Capital Investment Grants
 - Pilot Program for Enhanced Mobility
 - Strengthening Mobility and Revolutionizing Transportation (SMART) Grants*
- Airports & Aviation
 - Airport Infrastructure Grants*
 - Airport Terminal Program*
- Electric Vehicles
 - Charging & Fueling Infrastructure Grants (Corridor Charging)*
 - Charging and Fueling Infrastructure Grants (Community Charging)*
 - Low or No Emission (Bus) Grants
 - Low or No Emission (Bus) Grants

* New Grant Program

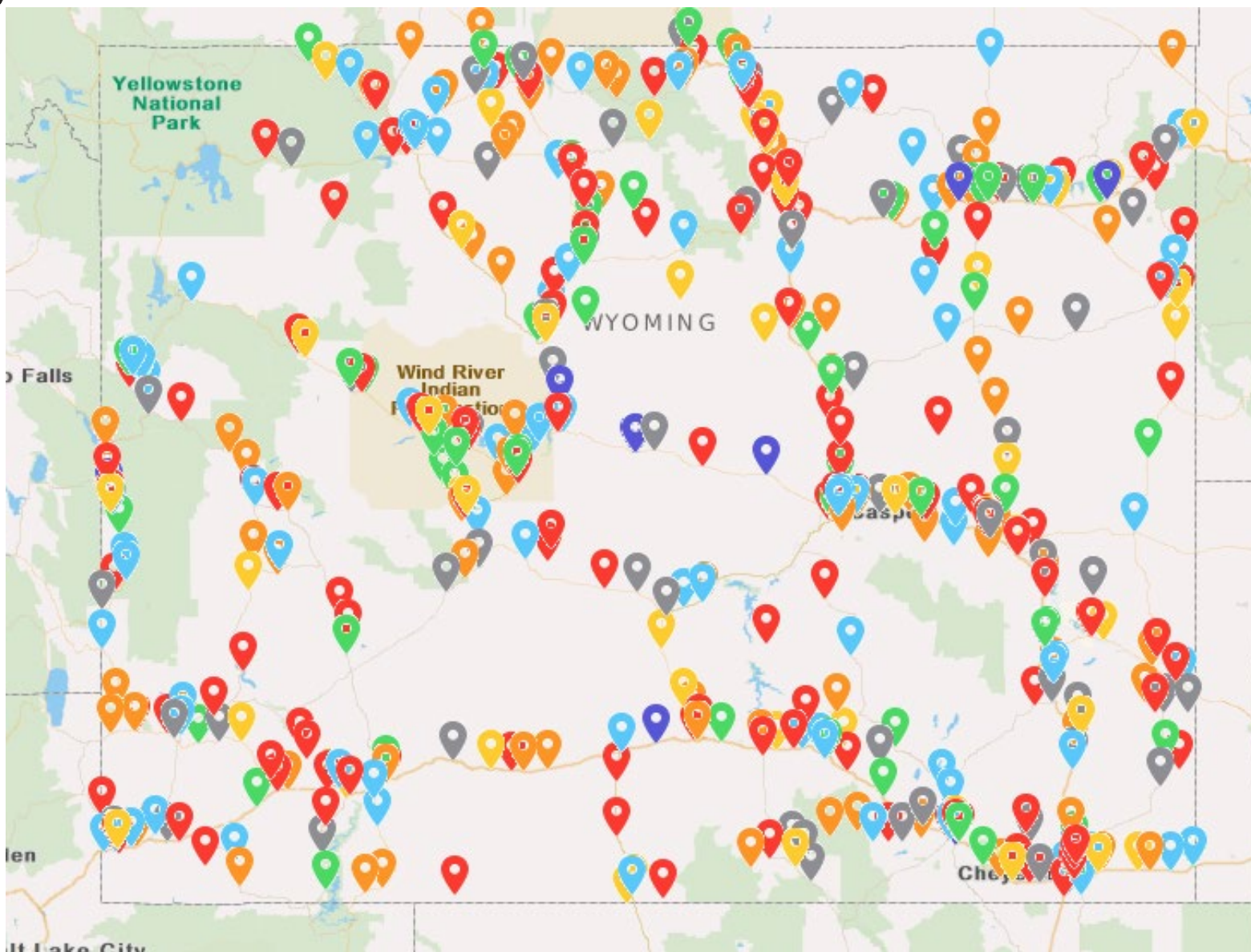


STIP Process Overview





STIP Project Map



Legend

- 2022
- 2023
- 2024
- 2025
- 2026
- 2027
- 2028




Highway Project Process



Planning Phase

- STIP Development
- Reconnaissance
- Survey Phase
- Public Input



Design Phase

- Issuance of design plans
- Engineering Studies
- Final plans and specifications
- Public Meetings as appropriate



Contract Phase

- Advertisement
- Public Bidding
- Award
- Construction
- Public Meetings as appropriate



STIP - What is in the document?


Single source of the Department's projects.



**Highway
Projects
6 Year Plan**



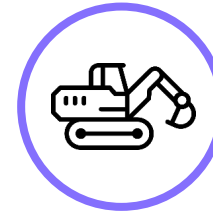
**Transit Projects
1 year plan**



**Aeronautic
Projects
5 year plan**



**Public Safety
Communication
Commission
(PSCC) Projects
1 year plan**



**Capital
Improvement
Projects
1 year plan**



STIP - What is in the document?

Hot Springs County

Key to FY 2022 STIP

-  2022
-  Future
-  Communications
-  Aeronautics
-  Transit
-  Capital Improvement
-  Urban Boundary Inset





STIP - What is in the document?



Wyoming Department of Transportation
5300 Bishop Blvd
Cheyenne, WY 82009

STATE TRANSPORTATION IMPROVEMENT PROJECTS COUNTY TOTAL

County		Transportation Projects	Capital Improvement Projects	Communications Projects	Transit Projects	Aeronautics Projects	Total
Hot Springs	2022	\$0	\$0	\$0	\$81,000	\$0	\$81,000
	2023	\$7,535,000	\$0	\$0	\$0	\$364,000	\$7,899,000
	2024	\$14,015,000	\$0	\$0	\$0	\$667,000	\$14,682,000
	2026	\$7,437,000	\$0	\$0	\$0	\$333,000	\$7,770,000
	2027	\$9,794,000	\$0	\$0	\$0	\$0	\$9,794,000
	Total	\$38,781,000	\$0	\$0	\$81,000	\$1,364,000	\$40,226,000



District 5 STIP 2022-2028

Randy Merritt, P.E., District Construction Engineer



Current Local Projects

Annual isolated locations

Bridge rehabs

Crack seals

Chip seals

Contract patch

Wyolink towers





Current Local Projects



Wind River Canyon slide work, 12/2021



Current Local Projects



Wind River Canyon slide work, 5/2/2022



Next Steps

Local Governments



Contact WYDOT to learn about opportunities for:

- Funding
- Construction partnerships
- Supply purchases



Provide feedback

- Upcoming projects
- Developments

<https://www.dot.state.wy.us/STIP>

Pete Hallsten, P.E., District Engineer
(307) 568-3400 | Peter.Hallsten@wyo.gov

Mark Gillett, P.E., Chief Engineer
(307) 777-4484 | Mark.Gillett@wyo.gov

Keith Fulton, P.E., Assistant Chief Engineer – Engineering and Planning
(307) 777-4484 | Keith.Fulton@wyo.gov

Tom DeHoff, P.E., Assistant Chief Engineer – Operations
(307) 777-4484 | Tom.Dehoff@wyo.gov

Sara B. Janes Ellis, Local Government Coordinator
(307) 777-4438 | Sara.Ellis@wyo.gov



WYOMING'S TRANSPORTATION SYSTEM

Supporting the economy and connecting our communities.

STATE TRANSPORTATION IMPROVEMENT PROGRAM 2023-2028

[Pete Hallsten, P.E., District Engineer](#)

Peter.Hallsten@wyo.gov

307-568-3400