

Wyoming Department of Transportation
ANNUAL REPORT 2022

GENERAL INFORMATION

Agency Name:	Wyoming Department of Transportation
Director's Name and Title:	K. Luke Reiner, Director
Agency Contact Person:	Rob Rodriguez, Program Performance
Agency Contact Phone:	(307) 777-4780
Mailing Address:	5300 Bishop Blvd. Cheyenne, WY 82009
Web Address:	http://www.dot.state.wy.us/

STATUTORY REFERENCE

W.S 9-2-2004 and W.S. 24-2-101 grant authority to the Department of Transportation to conduct business as a state government agency.

CLIENTS SERVED

The Wyoming Department of Transportation (WYDOT) operates, maintains, and helps fund safe, effective, and sustainable air and ground transportation systems, serves all residents of Wyoming, and supports the economic viability of the state and nation. In addition, WYDOT facilitates statewide interoperable communications used by over 500 agencies from all levels of government for both routine and emergency communications, supports Driver's Services such as issuing Driver's Licenses and enforces traffic laws on State Highways.

BUDGET INFORMATION

WYDOT is authorized to operate under the federal fiscal year, which runs from October 1 through September 30. The total allocations for federal fiscal year 2021 were \$919,975,221, including \$539,642,695 of federal obligations/expenditures.

COMMISSIONS

Transportation Commission

The Wyoming Transportation Commission consists of seven members appointed by the Governor, with the approval of the Senate. Each commissioner serves a six-year term. State law requires that the minority party be represented on the commission. The Transportation Commission of Wyoming governs the activities of the Department of Transportation (W.S. 24-2-101). The commission generally meets monthly.

Public Safety Communications Commission

The Public Safety Communications Commission consists of thirteen members, with representatives from public safety agencies, professional associations, and State departments. Members are appointed by the Governor. Each commissioner serves a three-year term. The commission works in an advisory capacity to promote the development, improvement, and efficiency of public safety communications systems in the state (W.S. 9-2-1101). The commission generally meets quarterly.

Aeronautics Commission

The Aeronautics Commission consists of seven members appointed by the Governor, with the approval of the Senate. Each commissioner serves a six-year term. Each of the five commission districts is represented, and there are two at large representatives. The Aeronautics Commission governs funding activities related to airport facilities and air service in Wyoming (W.S. 10-3-201). The commission generally meets monthly.

WYOMING DEPARTMENT OF TRANSPORTATION ANNUAL REPORT 2022

WYDOT's contributions and performance toward the State of Wyoming's Quality of Life initiatives are primarily reported as *Federal Fiscal Year 2022 (FFY22), October 1, 2021, through September 30, 2022*, unless otherwise identified as either: *State Fiscal Year 2022 (SFY22), July 1, 2021, through June 30, 2022*; or *Calendar Year 2021 (CY21), January 1, 2021, through December 31, 2021*.

Basic Facts

WYDOT has approximately 2,000 employees and an estimated 2021-2022 Biennium Budget of \$1,372,765,730 consisting of \$894,336,308 in federal funds and \$478,429,422 in state funds. With these resources, WYDOT manages or supports approximately 7,633 miles of roadway, 1,960 bridges, 40 airports, 61 transit projects, and just over 500 WYDOT owned facilities (occupied and unoccupied buildings, rest areas, employee housing, and trailer pads), and 80 public safety communications sites.

Wyoming Quality of Life Results:

The following are result statements that the Governor and all state agencies focused on achieving and maintaining for the citizens of Wyoming:

- Result #2: Wyoming has a diverse economy that provides a livable income and ensures wage equality.
- Result #6: Wyoming state government is a responsible steward of State assets and effectively responds to the needs of residents and guests.
- Result #7: Wyoming enjoys a safe, high quality, efficient transportation system.
- Result #8: Wyoming's natural resources are managed to maximize the economic, environmental, and social prosperity of current and future generations.

Contribution to Wyoming Quality of Life:

WYDOT contributes to Wyoming's quality of life by:

- Providing critical infrastructure for commerce;
- Maintaining and enhancing infrastructure, including the interstate and state highway system and airports;
- Providing for safe travel; and
- Protecting and preserving the environment and Wyoming's natural resources.

Performance

WYDOT's goals were developed with consideration of federal requirements, legislative initiatives, the needs of the traveling public, and the Quality of Life Results to which WYDOT contributes. The following demonstrates how progress toward WYDOT's goals and identified performance measures contributes to Wyoming's quality of life. Included are key 2021 projects and contributions toward each Quality of Life Result. WYDOT's goals are:

1. Ensure a vibrant, safe, and competent workforce
2. Acquire and responsibly manage resources
3. Provide safe, reliable, and effective transportation systems
4. Provide essential public safety and effective communication systems
5. Create and enhance partnerships with transportation stakeholders
6. Encourage and support innovation
7. Preserve our history and heritage

Quality of Life Result #2

Wyoming has a diverse economy that provides a livable income and ensures wage equality.

WYDOT contributes to Wyoming's economic viability and sustainability by *maintaining critical transportation infrastructure for commerce, ensuring the appropriate licensure and permitting of all those who use it, and supporting its employees*. This includes but is not limited to: maintaining Wyoming's roadways, bridges, and public transit for work commutes; supporting commercial air service and commercial vehicle traffic flow; monitoring and permitting commercial vehicles through the state's Ports of Entry; facilitating vehicle registration and licensing of drivers; and listening to and supporting employees.

Two of WYDOT's goals support this quality of life result: providing safe, reliable, and effective transportation systems, and ensuring a vibrant, safe, and competent workforce. Listed below are WYDOT's key contributions and performance measures related to these goals and toward *maintaining critical transportation infrastructure for commerce, ensuring the appropriate licensure and permitting of all those who use it, and supporting its employees* in 2021.

Transportation Infrastructure and Commerce:

- Completed 85 highway projects worth a combined total of \$330 million; (WYDOT Highway Development Engineer, CY21)
- Administered airport improvement funds totaling \$53.6 million and provided airport improvement grants for 77 projects to 34 different airports; (FY 2021 WACIP Budget Report)
- Helped fund seven air service agreements around the state that provided air service for more than 70,000 passenger enplanements and yielded approximately \$15 million in direct economic impact in the state; (Air Service Development Program Manager, CY21)
- Awarded 61 transit projects, and through public transit partners, provided more than 1.6 million passenger trips to help people get to and from work, conduct their daily business, and take part in community events; (WYDOT Local Government Program – Transit Coordinator, CY21)

% OF YEAR STATE TRANSPORTATION SYSTEM OPEN
*To All Vehicles and Light, High Profile Vehicles (commercial) – October 1, 2021 -
 June 30, 2022*

	FFY20 (to All Vehicles)	FFY20 (to light, high profile vehicles)	FFY21 (to All Vehicles)	FFY21 (to light, high profile vehicles)	FFY22 (to All Vehicles)	FFY22 (to light, high profile vehicles)
Interstates	98.31%	97.29%	98.39%	96.24%	98.43%	95.80%
US Highways	99.06%	98.56%	99.14%	98.02%	99.05%	97.70%
WY Highways	99.37%	99.29%	99.50%	99.40%	99.03%	97.65%
OVERALL	98.91%	98.38%	99.01%	97.89%	98.83%	97.05%

% OF PERSON MILES TRAVELED THAT ARE RELIABLE
Interstate and Non-Interstate Reliability

	CY19	CY20	CY21
Interstate	100%	100%	99.9%
Non-Interstate	90.98%	90.62%	89.6%
OVERALL	95.5%	95.31%	94.75%

TRAVEL TRUCK TIME RELIABILITY (TTTR)
*Rate of variability in truck travel times (freight carrying) –
 Interstate only (rate at which travel times vary/diverge from average
 travel times; lower is better)*

	CY19	CY20	CY21
Interstate	1.21	1.19	1.22

Licensure and Permitting:

- Contacted 1,028,132 commercial vehicles, of which 417,654 were weighed with 33,952 found overweight; issued 106,000 oversized/overweight permits, generating \$10,253,690 million in collected fees; and inspected 14,293 commercial vehicles, finding 3,316 out-of-service violations; (WHP 2021 Memo to WHP Employees, FY21)
- Completed 215,332 transactions, which included issuing driver's licenses, identification cards (ID's), and driving records; collecting reinstatement fees, and others; (WYDOT Driver Service Program Manager, CY21)
- Produced and distributed 254,494 Green River (current design) plates, 2.2 million validation stickers, and 67,250 decals. Produced and stored 461,940 (2025 future design) plates; (WYDOT Motor Vehicle Services Manager, FFY21)

CUSTOMER SATISFACTION SURVEY RESULTS FOR DRIVER SERVICES

% of Respondents satisfied with Driver Services – survey conducted every two years

	<u>2016</u>	<u>2018</u>	<u>2020</u>
Promptness – “were you satisfied with how promptly the staff handled things?”	79%	78%	82%
Courtesy – “were you satisfied with the courtesy of the staff?”	87%	86%	89%

Employees:

- Completed the 2021 **Employee Satisfaction Survey**, with 926 surveys completed by WYDOT employees for a response rate of 46% (2021 Employee Satisfaction Survey Results, SFY21)

TURNOVER AND ESTIMATED TURNOVER COSTS

Turnover Costs = Costs to Cover, Fill, and Onboard/Train an Employee (at average state salary), with 30 day turnover

	FY19	FY20	FY21	3 YEAR AVERAGE
Turnover Rate	14%	14%	15%	14.3%
Turnover Costs*	\$5,549,934	\$5,458,787	\$5,988,087	\$5,665,603

** Turnover cost calculator derived from the Wyoming Department of Workforce Services and the Predictive Index Cost Calculators*

Quality of Life Results #6 and #7

#6 - Wyoming state government is a responsible steward of State assets and effectively responds to the needs of residents and guests.

#7 - Wyoming enjoys a safe, high quality, efficient transportation system.

WYDOT is a responsible steward of state assets, responsive to the needs of the traveling public, and contributes to a safe, high quality transportation system through *engineering, education, and enforcement*. More specifically, WYDOT teams inspect and maintain 1951 bridges, nearly 7,633 miles of highway pavement, and 40 airports. With the help of federal National Highway Traffic Safety Administration (NHTSA) funds, WYDOT’s Highway Safety Program and the Wyoming Highway Patrol conduct safety education, training, and events. Enforcement through the Wyoming Highway Patrol (WHP) helps keep the driving public safe, while agency response to weather, natural, and emergency events helps keep employees and communities safe.

WYDOT’s goals that support stewardship of state assets, responsiveness to stakeholder needs, and safe, effective transportation systems are: acquire and responsibly manage resources; provide safe, reliable, and effective transportation systems; provide essential public safety and effective communication systems, and; create and enhance partnerships with transportation stakeholders. Key contributions and

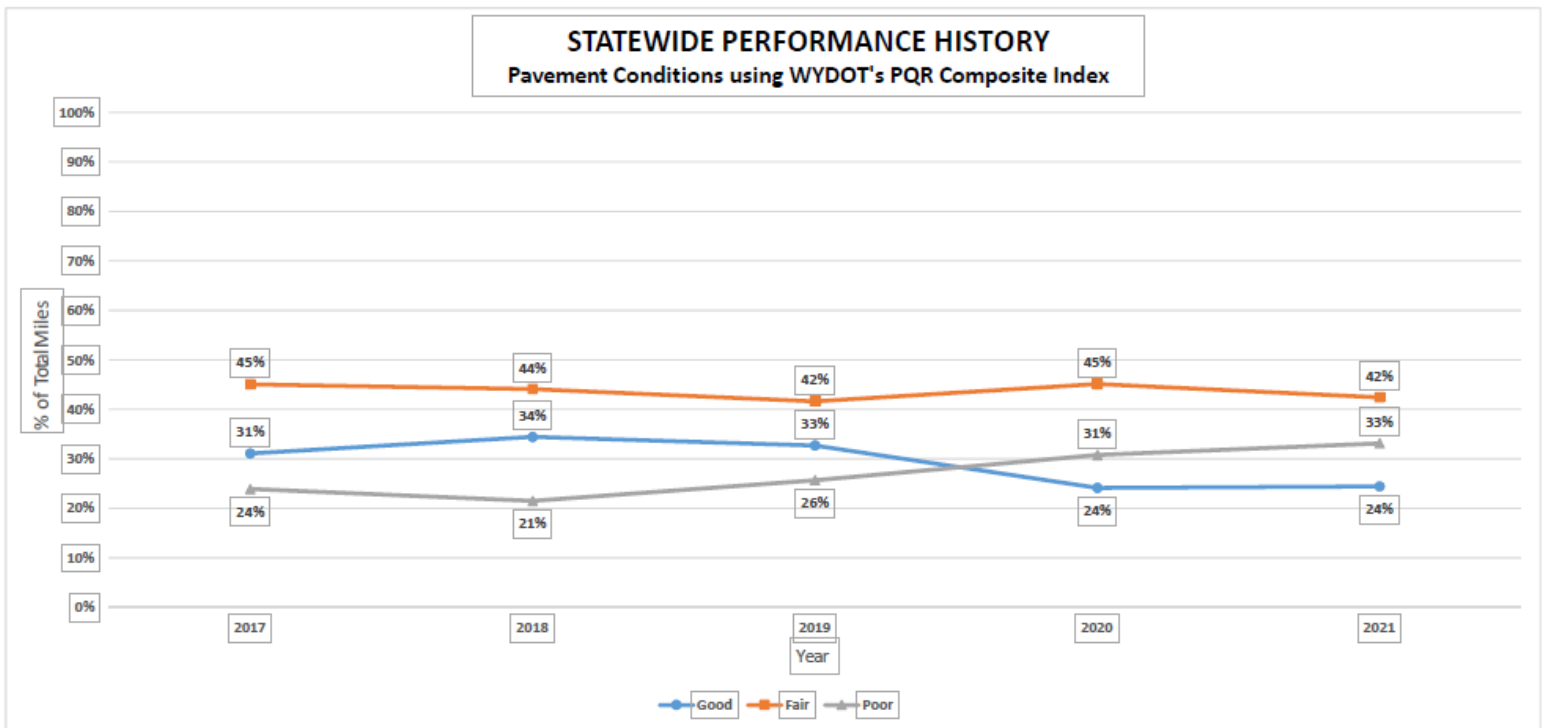
performance measures related to these goals and quality of life results in 2021 are below.

Stewardship of Assets:

- The Bridge Program let \$63,500,740 in bridge work in FY2021. The work consisted of 7 bridge replacements, 1 bridge widening, 96 bridge rehabilitations, 12 box culverts, 1 retaining wall, and 2 miscellaneous structures. The Bridge Program performed 1,558 routine bridge inspections, reviewed 191 sets of shop drawings, analyzed 733 overweight loads, and completed 129 load ratings; (WYDOT State Bridge Engineer, FY21)
- Ensured maintenance of Transit assets at or above FTA standards, including 100% of facilities at or above standard (3.0 on FTA’s TERM scale) and 58.33% of vehicles below their useful life benchmark in 2021; (WYDOT Planning and Programming, WYDOT Transit Coordinator, CY21)

STATEWIDE PERFORMANCE HISTORY

Pavement Conditions using WYDOT’s Composite Index
Good condition - 24% CY2021 (24%, CY2020; 33%, CY2019)
Fair condition - 42% CY2021 (45%, CY2020; 42%, CY2019)
Poor condition - 33% CY2021 (31%, CY2020; 26%, CY2019)



AIRPORT PAVEMENT CONDITIONS

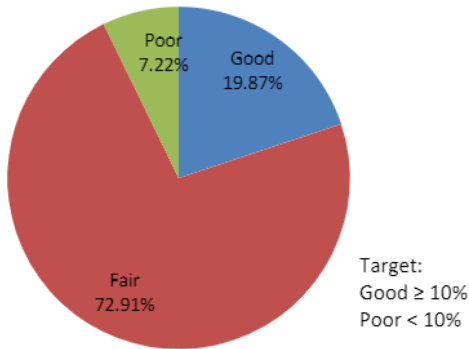
*Statewide Area Weighted Average Pavement Condition Index (PCI)
Rating relative to National PCI Average Rating*

	CY19	CY20	CY 21
Wyoming Airport PCI Rating	82	81	82
National PCI Average	77	75	75

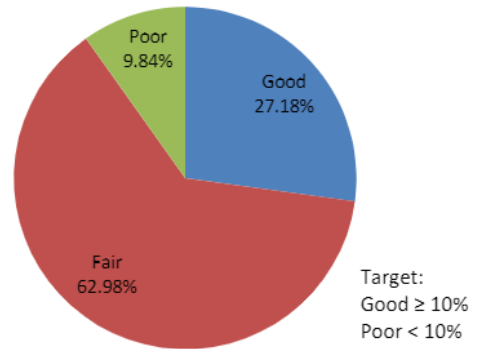
2021 BRIDGE CONDITIONS

*20% of NHS Bridges in Good Condition
27% Non-NHS Bridges in Good Condition*

**2021 NHPP Performance Ratings
Total NHS
Total Area (SF): 8,144,759**



**2021 NHPP Performance Ratings
State Owned Non-NHS
Total Area (SF): 3,262,159**



Safety:

- The Highway Safety Program expended \$3.6 million in federal grant funds to reduce traffic crashes, fatalities, and injuries through outreach, education, and enforcement; (Highway Safety Behavioral Grants Program Manager, CY21)
- WHP instructed over 100 defensive driving classes with over 995 students in attendance, and troopers taught more than 187 safety presentations at schools, businesses, fairs, and safety events; (WHP 2021 Memo to WHP Employees, FY21)
- Through WHP's Dispatch Center, responded to 145,077 calls including Amber Alerts and endangered or missing persons, 1,387 Safe2Tell tips, and 2,981 Report Every Drunk Driver Immediately (REDDI) reports; (WHP 2021 Memo to WHP Employees, FY21)
- Conducted 720 DWUI arrests, removed over 10,237 pounds of illegal substances from Wyoming's roadways; conducted 4,779 crash investigations, (WHP 2021 Memo to WHP Employees, FY21)
- Trained more than 752 students statewide on Motorcycle Safety; (WYDOT Motorcycle Safety Coordinator, CY21)

TRENDS IN SEATBELT USE

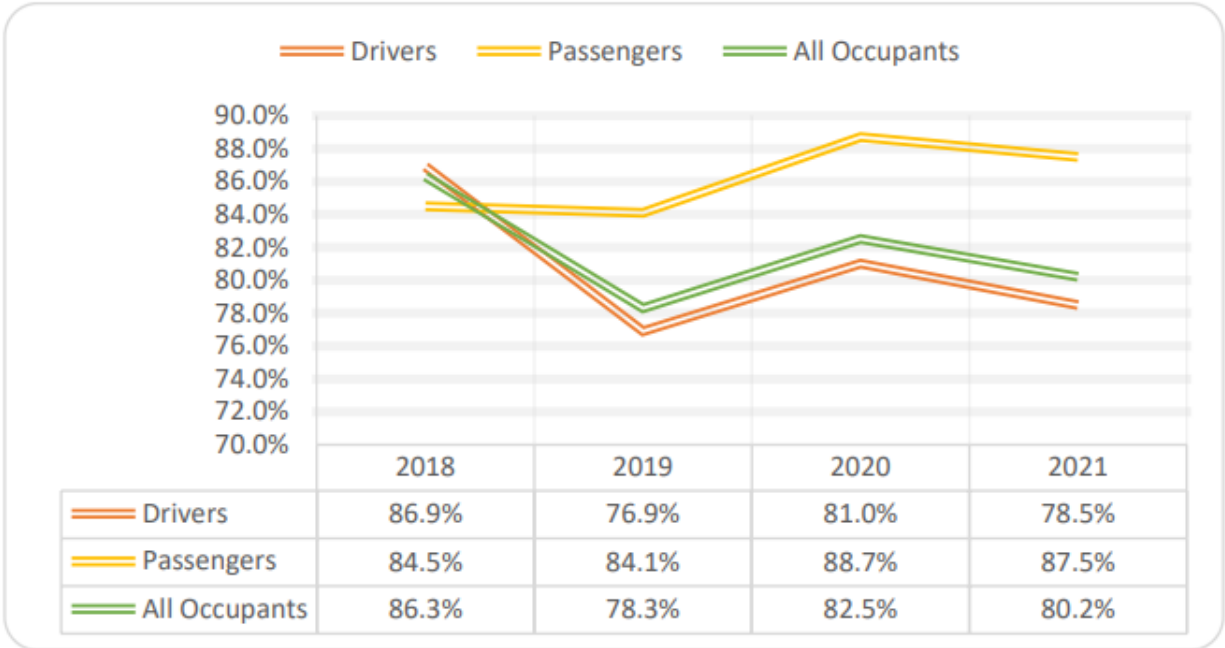
2021 OBSERVATIONAL SEATBELT STUDY

2021 Overall Seatbelt Usage in Wyoming (all vehicle registrations) - 80.2%

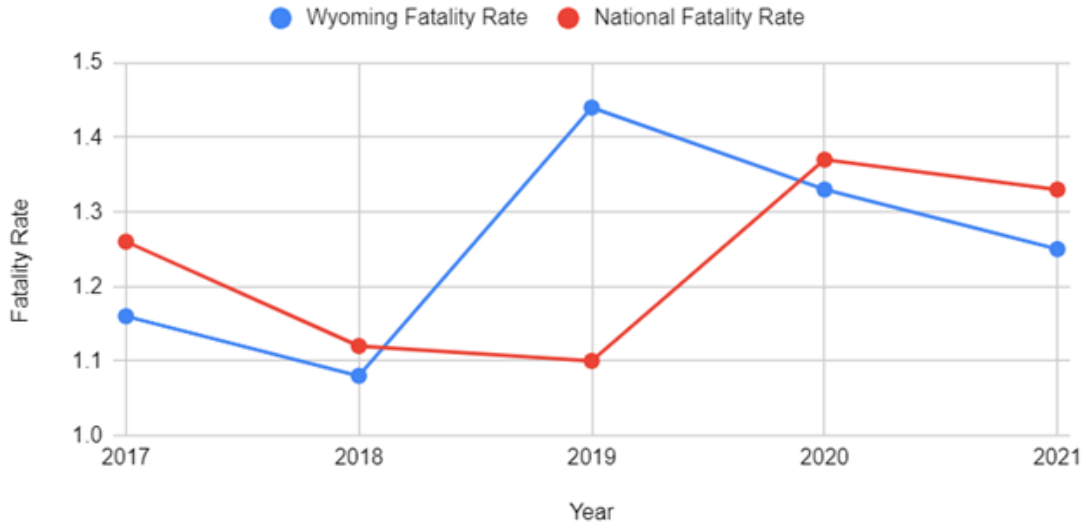
2021 Seatbelt Usage by Wyoming Residents (WY registered vehicles) - 78.4%

2021 National Seatbelt Use - 90.4%

Seat Belt Use Trends



Wyoming Fatality Rate and National Fatality Rate (per 100 million miles traveled (VMT))



Year	Wyoming Fatality Rate	National Fatality Rate
2017	1.16	1.26
2018	1.08	1.12
2019	1.44	1.1
2020	1.33	1.37
2021	1.25	1.33

SEATBELT USAGE IN FATALITIES

Number and Percentage of Fatalities in which Seatbelts were used (in vehicles with seatbelts)

	CY19	CY20	CY21
Fatalities in Vehicles (w/ Seatbelts)	116	98	77
# Fatalities - Seatbelts Used	57	45	26
% Fatalities – Seatbelts Used	49%	46%	34%

Quality of Life Result #8:

Wyoming natural resources are managed to maximize the economic, environmental, and social prosperity of current and future generations.

WYDOT contributes to the preservation of Wyoming's natural and historical resources in many ways, including the building of roadways that allow for the safe passage and natural migration of wildlife,

protecting historical sites, and ensuring compliance with the National Environmental Policy Act (NEPA) in WYDOT's construction and maintenance activities. Some of WYDOT's significant contributions in 2021 include:

- Environmental Services (ES), in coordination with the Federal Highway Administration (FHWA), completed a new memorandum of understanding with the U.S. Forest Service to facilitate and streamline the National Environmental Policy Act (NEPA) and right of way acquisitions; (WYDOT Environmental Services Manager, CY21)
- Completed NEPA documents for over 197 projects, including the facilitated CE for the Highway 22/390 bridge in Teton County and the Dry Piney wildlife crossing project; (WYDOT Environmental Services Manager, CY21)
- Completed 13 Density Disturbance Calculation Tool analyses (DDCTs) for compliance with the Governor's Sage Grouse Executive Order and represented WYDOT during the Platte Valley, Baggs, and Sublette mule deer migration corridor work group meetings facilitated by the Governor's office; (WYDOT Environmental Services Manager, CY21)
- Co-authored two wildlife-related presentations at the 2021 International Conference on Ecology and Transportation (ICOET) ; (WYDOT Environmental Services Manager, CY21)
- Completed approximately 94 consultations with the Wyoming State Historic Preservation Office (SHPO); 98 consultations with Tribal Historic Preservation Offices (THPOs); executed two MOAs for Section 106 mitigation; (WYDOT Environmental Services Manager, CY21)

WYOMING DEPARTMENT OF TRANSPORTATION